

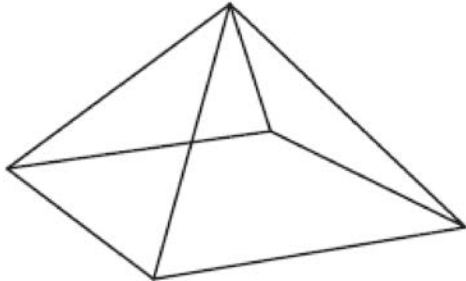
# JMAP REGENTS BY TYPE

The NY Geometry Regents Exam Questions  
from Spring 2014 to August 2023 Sorted by Type

[www.jmap.org](http://www.jmap.org)

### Geometry Multiple Choice Regents Exam Questions

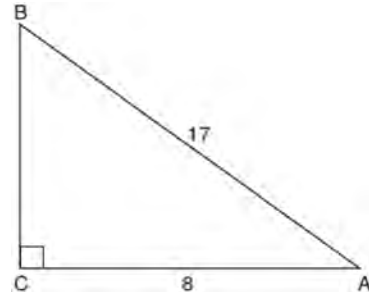
- 1 A square pyramid is intersected by a plane passing through the vertex and perpendicular to the base.



Which two-dimensional shape describes this cross section?

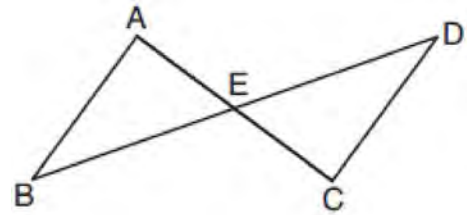
- 1) square
  - 2) triangle
  - 3) pentagon
  - 4) rectangle
- 2 A standard-size golf ball has a diameter of 1.680 inches. The material used to make the golf ball weighs 0.6523 ounce per cubic inch. What is the weight, to the *nearest hundredth of an ounce*, of one golf ball?
- 1) 1.10
  - 2) 1.62
  - 3) 2.48
  - 4) 3.81
- 3 The equation of line  $t$  is  $3x - y = 6$ . Line  $m$  is the image of line  $t$  after a dilation with a scale factor of  $\frac{1}{2}$  centered at the origin. What is an equation of the line  $m$ ?
- 1)  $y = \frac{3}{2}x - 3$
  - 2)  $y = \frac{3}{2}x - 6$
  - 3)  $y = 3x + 3$
  - 4)  $y = 3x - 3$

- 4 In the diagram below of right triangle  $ABC$ ,  $AC = 8$ , and  $AB = 17$ .



Which equation would determine the value of angle  $A$ ?

- 1)  $\sin A = \frac{8}{17}$
  - 2)  $\tan A = \frac{8}{15}$
  - 3)  $\cos A = \frac{15}{17}$
  - 4)  $\tan A = \frac{15}{8}$
- 5 In the diagram below,  $\overline{AC}$  and  $\overline{BD}$  intersect at  $E$ .



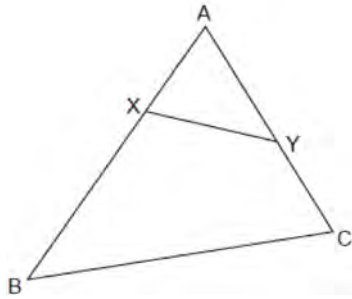
Which information is always sufficient to prove  $\triangle ABE \cong \triangle CDE$ ?

- 1)  $\overline{AB} \parallel \overline{CD}$
- 2)  $\overline{AB} \cong \overline{CD}$  and  $\overline{BE} \cong \overline{DE}$
- 3)  $E$  is the midpoint of  $\overline{AC}$ .
- 4)  $\overline{BD}$  and  $\overline{AC}$  bisect each other.

Geometry Multiple Choice Regents Exam Questions


www.jmap.org

- 6 In the diagram below of  $\triangle ABC$ ,  $X$  and  $Y$  are points on  $AB$  and  $AC$ , respectively, such that  $m\angle A Y X = m\angle B$ .



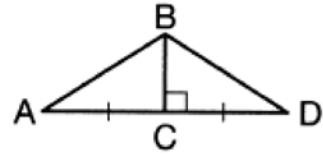
Which statement is *not* always true?

- 1)  $\frac{AX}{AC} = \frac{XY}{CB}$
  - 2)  $\frac{AY}{AB} = \frac{AX}{AC}$
  - 3)  $(AY)(CB) = (XY)(AB)$
  - 4)  $(AY)(AB) = (AC)(AX)$
- 7 The rectangle drawn below is continuously rotated about side  $S$ .

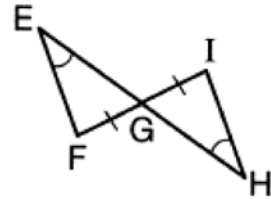


Which three-dimensional figure is formed by this rotation?

- 8 Given the information marked on the diagrams below, which pair of triangles can *not* always be proven congruent?



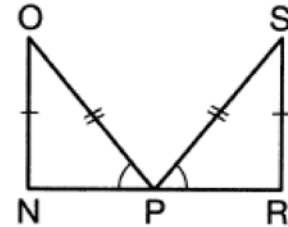
- 1)  $\triangle ABC$  and  $\triangle DBC$



- 2)  $\triangle EFG$  and  $\triangle HIG$



- 3)  $\triangle KLJ$  and  $\triangle MJL$

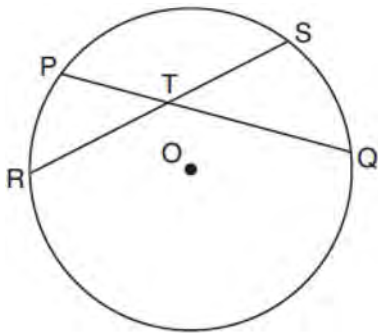


- 4)  $\triangle NOP$  and  $\triangle RSP$

- 9 Which statement about parallelograms is always true?

- 1) The diagonals are congruent.
- 2) The diagonals bisect each other.
- 3) The diagonals are perpendicular.
- 4) The diagonals bisect their respective angles.

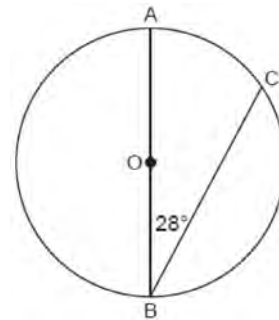
- 10 In the diagram below, chords  $\overline{PQ}$  and  $\overline{RS}$  of circle  $O$  intersect at  $T$ .



Which relationship must always be true?

- 1)  $RT = TQ$
  - 2)  $RT = TS$
  - 3)  $RT + TS = PT + TQ$
  - 4)  $RT \times TS = PT \times TQ$
- 11 A 12-foot ladder leans against a building and reaches a window 10 feet above ground. What is the measure of the angle, to the nearest degree, that the ladder forms with the ground?
- 1) 34
  - 2) 40
  - 3) 50
  - 4) 56
- 12 An equation of the line perpendicular to the line whose equation is  $4x - 5y = 6$  and passes through the point  $(-2, 3)$  is
- 1)  $y + 3 = -\frac{5}{4}(x - 2)$
  - 2)  $y - 3 = -\frac{5}{4}(x + 2)$
  - 3)  $y + 3 = \frac{4}{5}(x - 2)$
  - 4)  $y - 3 = \frac{4}{5}(x + 2)$

- 13 In the diagram below of Circle  $O$ , diameter  $\overline{AOB}$  and chord  $\overline{CB}$  are drawn, and  $m\angle B = 28^\circ$ .



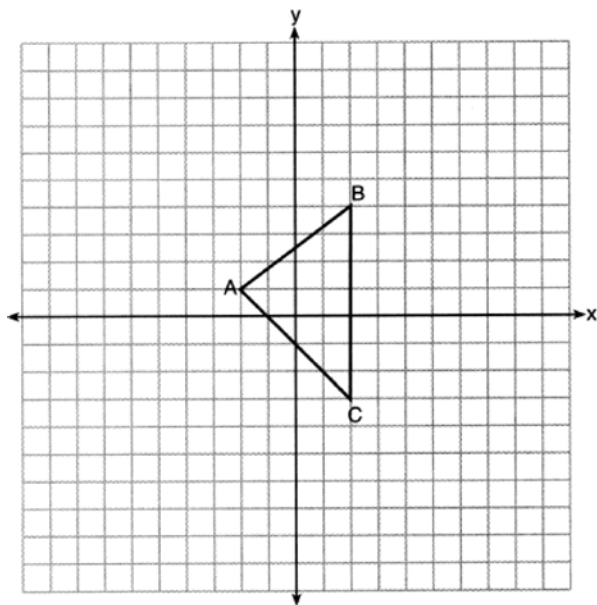
What is  $m\widehat{BC}$ ?

- 1)  $56^\circ$
  - 2)  $124^\circ$
  - 3)  $152^\circ$
  - 4)  $166^\circ$
- 14 What are the coordinates of the center and the length of the radius of the circle whose equation is  $x^2 + y^2 = 8x - 6y + 39$ ?
- 1) center  $(-4, 3)$  and radius 64
  - 2) center  $(4, -3)$  and radius 64
  - 3) center  $(-4, 3)$  and radius 8
  - 4) center  $(4, -3)$  and radius 8
- 15 Diameter  $\overline{ROQ}$  of circle  $O$  is extended through  $Q$  to point  $P$ , and tangent  $\overline{PA}$  is drawn. If  $m\widehat{RA} = 100^\circ$ , what is  $m\angle P$ ?
- 1)  $10^\circ$
  - 2)  $20^\circ$
  - 3)  $40^\circ$
  - 4)  $50^\circ$

Geometry Multiple Choice Regents Exam Questions

www.jmap.org

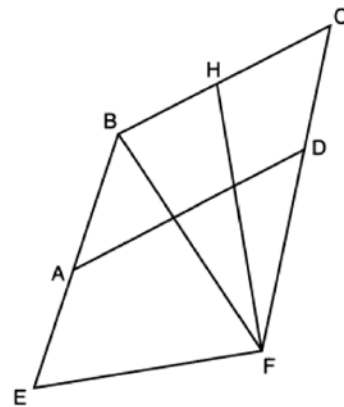
- 16 The area of a sector of a circle with a radius measuring 15 cm is  $75\pi$  cm<sup>2</sup>. What is the measure of the central angle that forms the sector?
- 1)  $72^\circ$
  - 2)  $120^\circ$
  - 3)  $144^\circ$
  - 4)  $180^\circ$
- 17 Triangle  $A'B'C'$  is the image of  $\triangle ABC$  after a dilation centered at the origin. The coordinates of the vertices of  $\triangle ABC$  are  $A(-2,1)$ ,  $B(2,4)$ , and  $C(2,-3)$ .



If the coordinates of  $A'$  are  $(-4,2)$ , the coordinates of  $B'$  are

- 1)  $(8,4)$
- 2)  $(4,8)$
- 3)  $(4,-6)$
- 4)  $(1,2)$

- 18 A quadrilateral must be a parallelogram if
- 1) one pair of sides is parallel and one pair of angles is congruent
  - 2) one pair of sides is congruent and one pair of angles is congruent
  - 3) one pair of sides is both parallel and congruent
  - 4) the diagonals are congruent
- 19 Quadrilateral  $EBCF$  and  $\overline{AD}$  are drawn below, such that  $ABCD$  is a parallelogram,  $\overline{EB} \cong \overline{FB}$ , and  $\overline{EF} \perp \overline{FH}$ .



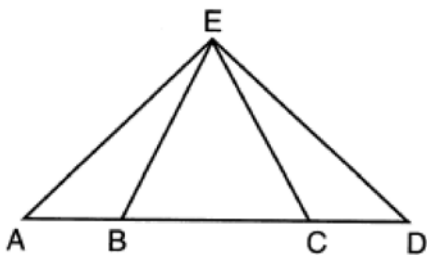
If  $m\angle E = 62^\circ$  and  $m\angle C = 51^\circ$ , what is  $m\angle FHB$ ?

- 1)  $79^\circ$
- 2)  $76^\circ$
- 3)  $73^\circ$
- 4)  $62^\circ$

- 20 In  $\triangle ABC$ ,  $M$  is the midpoint of  $\overline{AB}$  and  $N$  is the midpoint of  $\overline{AC}$ . If  $\overline{MN} = x + 13$  and  $BC = 5x - 1$ , what is the length of  $\overline{MN}$ ?
- 1) 3.5
  - 2) 9
  - 3) 16.5
  - 4) 22

- 21 In circle  $O$  two secants,  $\overline{ABP}$  and  $\overline{CDP}$ , are drawn to external point  $P$ . If  $m\widehat{AC} = 72^\circ$ , and  $m\widehat{BD} = 34^\circ$ , what is the measure of  $\angle P$ ?
- 1)  $19^\circ$
  - 2)  $38^\circ$
  - 3)  $53^\circ$
  - 4)  $106^\circ$

- 22 In the diagram below of  $\triangle AED$  and  $\overline{ABCD}$ ,  $\overline{AE} \cong \overline{DE}$ .

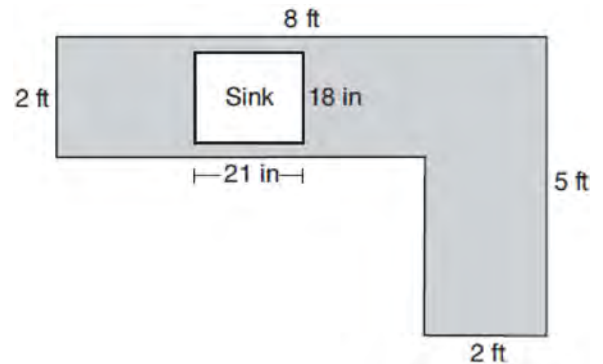


Which statement is always true?

- 1)  $\overline{EB} \cong \overline{EC}$
  - 2)  $\overline{AC} \cong \overline{DB}$
  - 3)  $\angle EBA \cong \angle ECD$
  - 4)  $\angle EAC \cong \angle EDB$
- 23 Triangles  $\triangle JOE$  and  $\triangle SAM$  are drawn such that  $\angle E \cong \angle M$  and  $\overline{EJ} \cong \overline{MS}$ . Which mapping would *not* always lead to  $\triangle JOE \cong \triangle SAM$ ?
- 1)  $\angle J$  maps onto  $\angle S$
  - 2)  $\angle O$  maps onto  $\angle A$
  - 3)  $\overline{EO}$  maps onto  $\overline{MA}$
  - 4)  $\overline{JO}$  maps onto  $\overline{SA}$
- 24 In rhombus  $VENU$ , diagonals  $\overline{VN}$  and  $\overline{EU}$  intersect at  $S$ . If  $VN = 12$  and  $EU = 16$ , what is the perimeter of the rhombus?
- 1) 80
  - 2) 40
  - 3) 20
  - 4) 10

- 25 Point  $M$  divides  $\overline{AB}$  so that  $AM:MB = 1:2$ . If  $A$  has coordinates  $(-1, -3)$  and  $B$  has coordinates  $(8, 9)$ , the coordinates of  $M$  are
- 1)  $(2, 1)$
  - 2)  $\left(\frac{5}{3}, 0\right)$
  - 3)  $(5, 5)$
  - 4)  $\left(\frac{23}{3}, 8\right)$

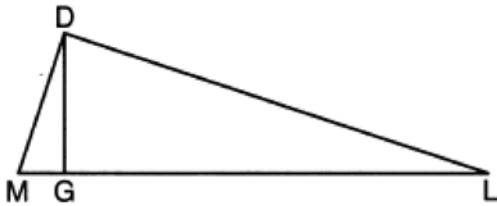
- 26 A countertop for a kitchen is modeled with the dimensions shown below. An 18-inch by 21-inch rectangle will be removed for the installation of the sink.



What is the area of the top of the installed countertop, to the *nearest square foot*?

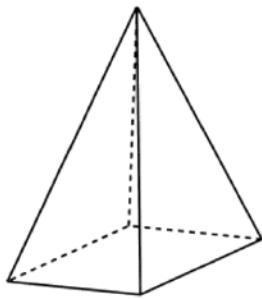
- 1) 26
  - 2) 23
  - 3) 22
  - 4) 19
- 27 The endpoints of directed line segment  $\overline{PQ}$  have coordinates of  $P(-7, -5)$  and  $Q(5, 3)$ . What are the coordinates of point  $A$ , on  $\overline{PQ}$ , that divide  $\overline{PQ}$  into a ratio of 1:3?
- 1)  $A(-1, -1)$
  - 2)  $A(2, 1)$
  - 3)  $A(3, 2)$
  - 4)  $A(-4, -3)$

- 28 In the diagram below of right triangle  $\overline{MDL}$ , altitude  $\overline{DG}$  is drawn to hypotenuse  $\overline{ML}$ .



If  $MG = 3$  and  $GL = 24$ , what is the length of  $\overline{DG}$ ?

- 1) 8
  - 2) 9
  - 3)  $\sqrt{63}$
  - 4)  $\sqrt{72}$
- 29 In the diagram below, a plane intersects a square pyramid parallel to its base.



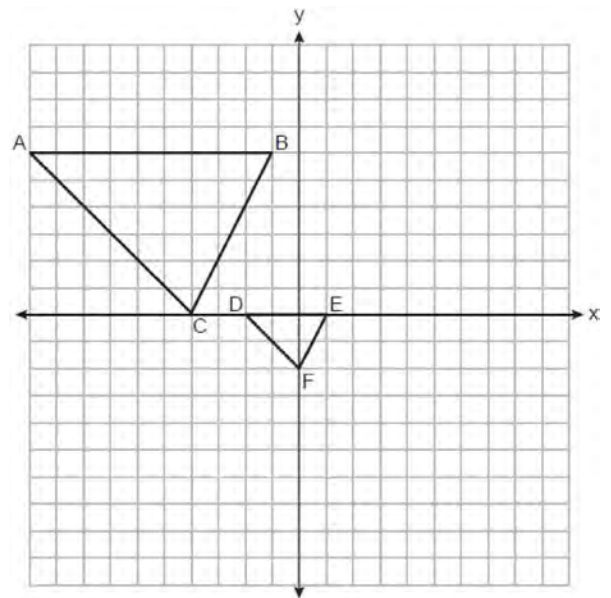
Which two-dimensional shape describes this cross section?

- 1) circle
  - 2) square
  - 3) triangle
  - 4) pentagon
- 30 A quadrilateral has diagonals that are perpendicular but *not* congruent. This quadrilateral could be
- 1) a square
  - 2) a rhombus
  - 3) a rectangle
  - 4) an isosceles trapezoid

- 31 Which information is *not* sufficient to prove that a parallelogram is a square?

- 1) The diagonals are both congruent and perpendicular.
- 2) The diagonals are congruent and one pair of adjacent sides are congruent.
- 3) The diagonals are perpendicular and one pair of adjacent sides are congruent.
- 4) The diagonals are perpendicular and one pair of adjacent sides are perpendicular.


- 32 On the set of axes below,  $\triangle DEF$  is the image of  $\triangle ABC$  after a dilation of scale factor  $\frac{1}{3}$ .




The center of dilation is at

- 1)  $(0,0)$
- 2)  $(2,-3)$
- 3)  $(0,-2)$
- 4)  $(-4,0)$


- 33 Which polygon always has a minimum rotation of  $180^\circ$  about its center to carry it onto itself?



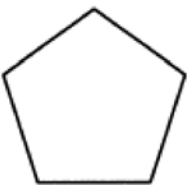
1) **Rectangle**



2) **Square**



3) **Isosceles trapezoid**

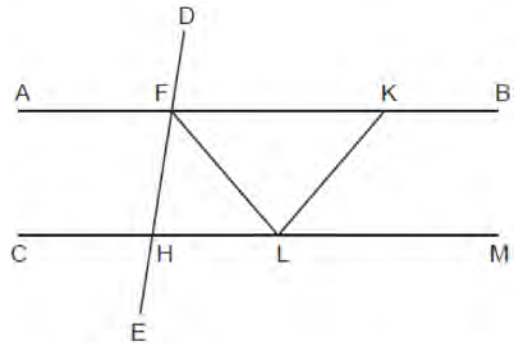


4) **Regular pentagon**

- 34 After a dilation with center  $(0,0)$ , the image of  $\overline{DB}$  is  $\overline{D'B'}$ . If  $DB = 4.5$  and  $D'B' = 18$ , the scale factor of this dilation is

- 1)  $\frac{1}{5}$
- 2) 5
- 3)  $\frac{1}{4}$
- 4) 4

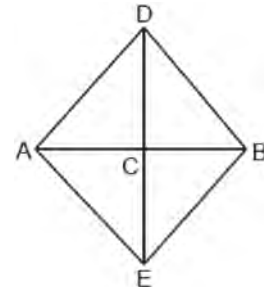
- 35 In the diagram below,  $\overline{AFKB} \parallel \overline{CHLM}$ ,  $\overline{FH} \cong \overline{LH}$ ,  $\overline{FL} \cong \overline{KL}$ , and  $\overline{LF}$  bisects  $\angle HFK$ .



Which statement is always true?

- 1)  $2(m\angle HLF) = m\angle CHE$
- 2)  $2(m\angle FLK) = m\angle LKB$
- 3)  $m\angle AFD = m\angle BKL$
- 4)  $m\angle DFK = m\angle KLF$

- 36 In the diagram below of quadrilateral  $ADBE$ ,  $\overline{DE}$  is the perpendicular bisector of  $\overline{AB}$ .



Which statement is always true?

- 1)  $\angle ADC \cong \angle BDC$
- 2)  $\angle EAC \cong \angle DAC$
- 3)  $\overline{AD} \cong \overline{BE}$
- 4)  $\overline{AE} \cong \overline{AD}$



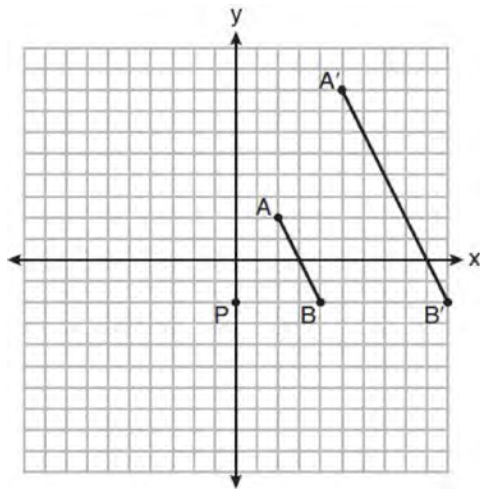
37 Triangle  $JGR$  is similar to triangle  $MST$ . Which statement is *not* always true?

- 1)  $\angle J \cong \angle M$
- 2)  $\angle G \cong \angle T$
- 3)  $\angle R \cong \angle T$
- 4)  $\angle G \cong \angle S$

38 In quadrilateral  $QRST$ , diagonals  $\overline{QS}$  and  $\overline{RT}$  intersect at  $M$ . Which statement would always prove quadrilateral  $QRST$  is a parallelogram?

- 1)  $\angle TQR$  and  $\angle QRS$  are supplementary.
- 2)  $\overline{QM} \cong \overline{SM}$  and  $\overline{QT} \cong \overline{RS}$
- 3)  $\overline{QR} \cong \overline{TS}$  and  $\overline{QT} \cong \overline{RS}$
- 4)  $\overline{QR} \cong \overline{TS}$  and  $\overline{QT} \parallel \overline{RS}$

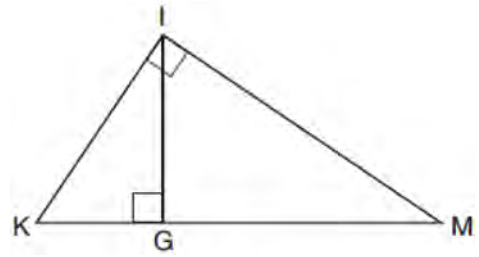
39 On the set of axes below,  $\overline{AB}$  is dilated by a scale factor of  $\frac{5}{2}$  centered at point  $P$ .



Which statement is always true?

- 1)  $\overline{PA} \cong \overline{AA'}$
- 2)  $\overline{AB} \parallel \overline{A'B'}$
- 3)  $AB = A'B'$
- 4)  $\frac{5}{2}(A'B') = AB$

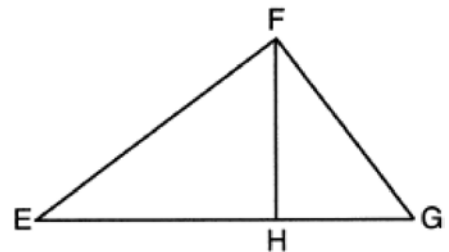
40 In the diagram below of right triangle  $KMI$ , altitude  $\overline{IG}$  is drawn to hypotenuse  $\overline{KM}$ .



If  $KG = 9$  and  $IG = 12$ , the length of  $\overline{IM}$  is

- 1) 15
- 2) 16
- 3) 20
- 4) 25

41 In the diagram below of right triangle  $EFG$ , altitude  $\overline{FH}$  intersects hypotenuse  $\overline{EG}$  at  $H$ .



If  $FH = 9$  and  $EF = 15$ , what is  $EG$ ?

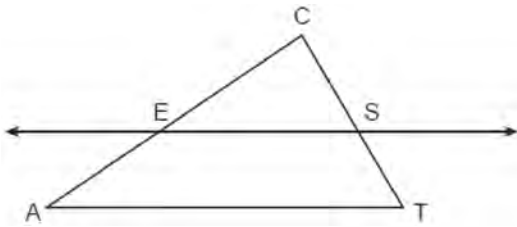
- 1) 6.75
- 2) 12
- 3) 18.75
- 4) 25

42 What are the coordinates of the center and length of the radius of the circle whose equation is

$$x^2 + y^2 + 2x - 16y + 49 = 0?$$

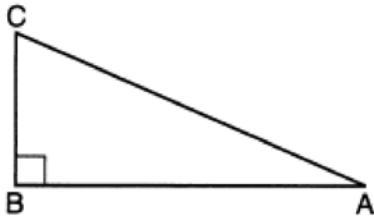
- 1) center  $(1, -8)$  and radius 4
- 2) center  $(-1, 8)$  and radius 4
- 3) center  $(1, -8)$  and radius 16
- 4) center  $(-1, 8)$  and radius 16

- 43 In the diagram below of  $\triangle ACT$ ,  $\overleftrightarrow{ES}$  is drawn parallel to  $\overline{AT}$  such that  $E$  is on  $\overline{CA}$  and  $S$  is on  $\overline{CT}$ .



Which statement is always true?

- 1)  $\frac{CE}{CA} = \frac{CS}{ST}$
  - 2)  $\frac{CE}{ES} = \frac{EA}{AT}$
  - 3)  $\frac{CE}{EA} = \frac{CS}{ST}$
  - 4)  $\frac{CE}{ST} = \frac{EA}{CS}$
- 44 Right triangle  $ABC$  is shown below.



Which trigonometric equation is always true for triangle  $ABC$ ?

- 1)  $\sin A = \cos C$
- 2)  $\cos A = \sin A$
- 3)  $\cos A = \cos C$
- 4)  $\tan A = \tan C$

- 45 The expression  $\sin 57^\circ$  is equal to

- 1)  $\tan 33^\circ$
- 2)  $\cos 33^\circ$
- 3)  $\tan 57^\circ$
- 4)  $\cos 57^\circ$

- 46 In right triangles  $ABC$  and  $RST$ , hypotenuse  $AB = 4$  and hypotenuse  $RS = 16$ . If  $\triangle ABC \sim \triangle RST$ , then 1:16 is the ratio of the corresponding

- 1) legs
- 2) areas
- 3) volumes
- 4) perimeters

- 47 Rectangle  $ABCD$  has two vertices at coordinates  $A(-1, -3)$  and  $B(6, 5)$ . The slope of  $\overline{BC}$  is

- 1)  $-\frac{7}{8}$
- 2)  $\frac{7}{8}$
- 3)  $-\frac{8}{7}$
- 4)  $\frac{8}{7}$

- 48 A line is dilated by a scale factor of  $\frac{1}{3}$  centered at a point on the line. Which statement is correct about the image of the line?

- 1) Its slope is changed by a scale factor of  $\frac{1}{3}$ .
- 2) Its y-intercept is changed by a scale factor of  $\frac{1}{3}$ .
- 3) Its slope and y-intercept are changed by a scale factor of  $\frac{1}{3}$ .
- 4) The image of the line and the pre-image are the same line.

- 49 The endpoints of  $\overline{AB}$  are  $A(0, 4)$  and  $B(-4, 6)$ . Which equation of a line represents the perpendicular bisector of  $\overline{AB}$ ?

- 1)  $y = -\frac{1}{2}x + 4$
- 2)  $y = -2x + 1$
- 3)  $y = 2x + 8$
- 4)  $y = 2x + 9$

Geometry Multiple Choice Regents Exam Questions

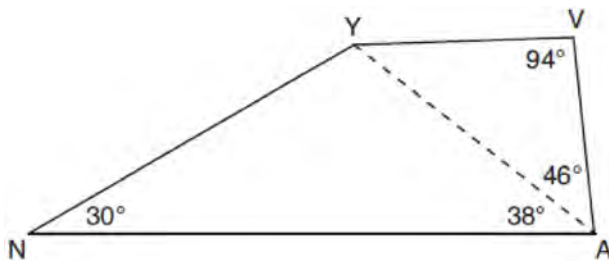
www.jmap.org

50 Which figure(s) below can have a triangle as a two-dimensional cross section?

- I. cone
- II. cylinder
- III. cube
- IV. square pyramid

- 1) I, only
- 2) IV, only
- 3) I, II, and IV, only
- 4) I, III, and IV, only

51 In the diagram of quadrilateral  $NAVY$  below,  $m\angle YNA = 30^\circ$ ,  $m\angle YAN = 38^\circ$ ,  $m\angle AVY = 94^\circ$ , and  $m\angle VAY = 46^\circ$ .



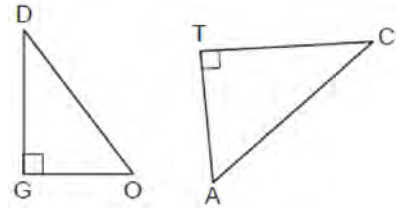
Which segment has the shortest length?

- 1)  $\overline{AY}$
- 2)  $\overline{NY}$
- 3)  $\overline{VA}$
- 4)  $\overline{VY}$

52 Which three-dimensional figure will result when a rectangle 6 inches long and 5 inches wide is continuously rotated about the longer side?

- 1) a rectangular prism with a length of 6 inches, width of 6 inches, and height of 5 inches
- 2) a rectangular prism with a length of 6 inches, width of 5 inches, and height of 5 inches
- 3) a cylinder with a radius of 5 inches and a height of 6 inches
- 4) a cylinder with a radius of 6 inches and a height of 5 inches

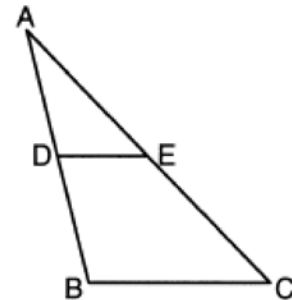
53 In the diagram below,  $\triangle DOG \sim \triangle CAT$ , where  $\angle G$  and  $\angle T$  are right angles.



Which expression is always equivalent to  $\sin D$ ?

- 1)  $\cos A$
- 2)  $\sin A$
- 3)  $\tan A$
- 4)  $\cos C$

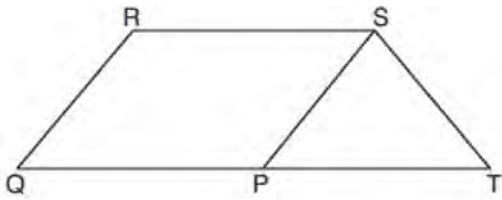
54 In  $\triangle ABC$  below,  $\overline{DE}$  is drawn such that  $D$  and  $E$  are on  $\overline{AB}$  and  $\overline{AC}$ , respectively.



If  $\overline{DE} \parallel \overline{BC}$ , which equation will always be true?

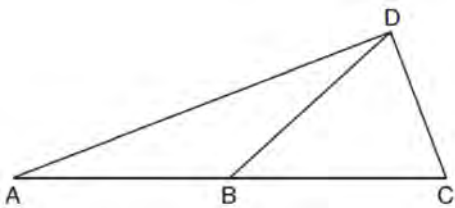
- 1)  $\frac{AD}{DE} = \frac{DB}{BC}$
- 2)  $\frac{AD}{DE} = \frac{AB}{BC}$
- 3)  $\frac{AD}{BC} = \frac{DE}{DB}$
- 4)  $\frac{AD}{BC} = \frac{DE}{AB}$

- 55 In parallelogram  $PQRS$ ,  $\overline{QP}$  is extended to point  $T$  and  $\overline{ST}$  is drawn.



If  $\overline{ST} \cong \overline{SP}$  and  $m\angle R = 130^\circ$ , what is  $m\angle PST$ ?

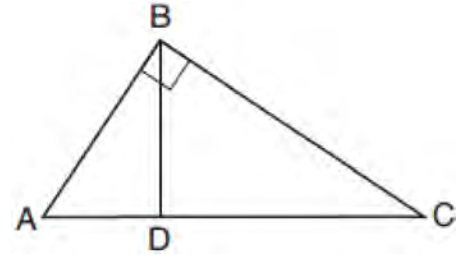
- 1)  $130^\circ$
  - 2)  $80^\circ$
  - 3)  $65^\circ$
  - 4)  $50^\circ$
- 56 In the diagram below of  $\triangle ACD$ ,  $\overline{DB}$  is a median to  $\overline{AC}$ , and  $AB \cong DB$ .



If  $m\angle DAB = 32^\circ$ , what is  $m\angle BDC$ ?

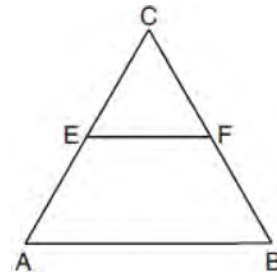
- 1)  $32^\circ$
  - 2)  $52^\circ$
  - 3)  $58^\circ$
  - 4)  $64^\circ$
- 57 What is an equation of a circle whose center is  $(1,4)$  and diameter is 10?
- 1)  $x^2 - 2x + y^2 - 8y = 8$
  - 2)  $x^2 + 2x + y^2 + 8y = 8$
  - 3)  $x^2 - 2x + y^2 - 8y = 83$
  - 4)  $x^2 + 2x + y^2 + 8y = 83$

- 58 In the diagram below of right triangle  $ABC$ , altitude  $\overline{BD}$  is drawn.



Which ratio is always equivalent to  $\cos A$ ?

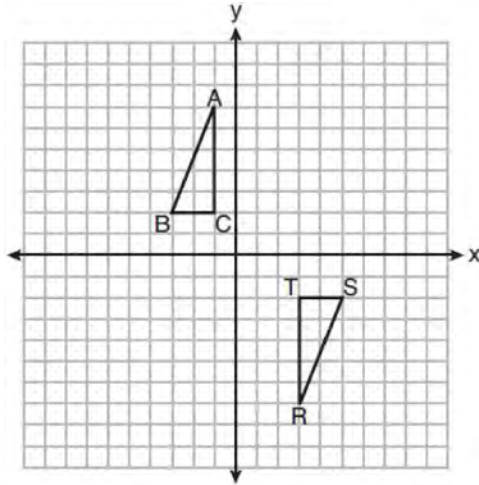
- 1)  $\frac{AB}{BC}$
  - 2)  $\frac{BD}{BC}$
  - 3)  $\frac{BD}{AB}$
  - 4)  $\frac{BC}{AC}$
- 59 In the diagram of equilateral triangle  $ABC$  shown below,  $E$  and  $F$  are the midpoints of  $\overline{AC}$  and  $\overline{BC}$ , respectively.



If  $EF = 2x + 8$  and  $AB = 7x - 2$ , what is the perimeter of trapezoid  $ABFE$ ?

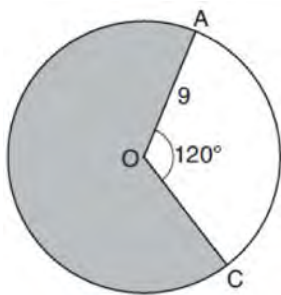
- 1) 36
- 2) 60
- 3) 100
- 4) 120

- 60 Triangles  $ABC$  and  $RST$  are graphed on the set of axes below.



Which sequence of rigid motions will prove  $\triangle ABC \cong \triangle RST$ ?

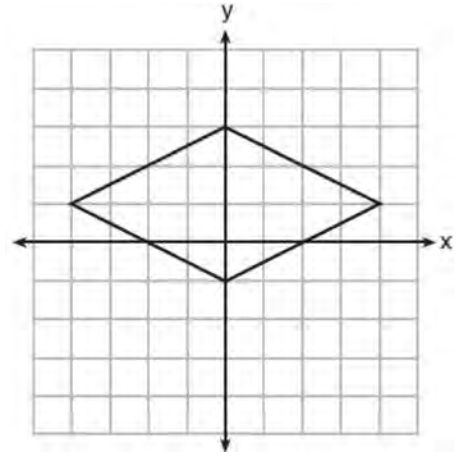
- 1) a line reflection over  $y = x$
  - 2) a rotation of  $180^\circ$  centered at  $(1, 0)$
  - 3) a line reflection over the  $x$ -axis followed by a translation of 6 units right
  - 4) a line reflection over the  $x$ -axis followed by a line reflection over  $y = 1$
- 61 Circle  $O$  with a radius of 9 is drawn below. The measure of central angle  $AOC$  is  $120^\circ$ .



What is the area of the shaded sector of circle  $O$ ?

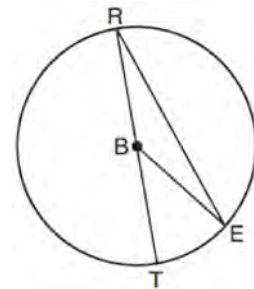
- 1)  $6\pi$
- 2)  $12\pi$
- 3)  $27\pi$
- 4)  $54\pi$

- 62 A rhombus is graphed on the set of axes below.



Which transformation would carry the rhombus onto itself?

- 1)  $180^\circ$  rotation counterclockwise about the origin
  - 2) reflection over the line  $y = \frac{1}{2}x + 1$
  - 3) reflection over the line  $y = 0$
  - 4) reflection over the line  $x = 0$
- 63 In circle  $B$  below, diameter  $\overline{RT}$ , radius  $\overline{BE}$ , and chord  $\overline{RE}$  are drawn.



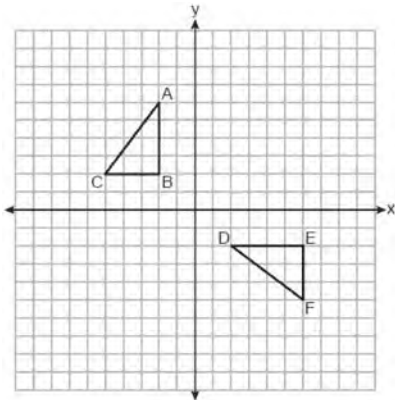
If  $m\angle TRE = 15^\circ$  and  $BE = 9$ , then the area of sector  $EBR$  is

- 1)  $3.375\pi$
- 2)  $6.75\pi$
- 3)  $33.75\pi$
- 4)  $37.125\pi$

Geometry Multiple Choice Regents Exam Questions

www.jmap.org

- 64 On the set of axes below, congruent triangles  $ABC$  and  $DEF$  are drawn.

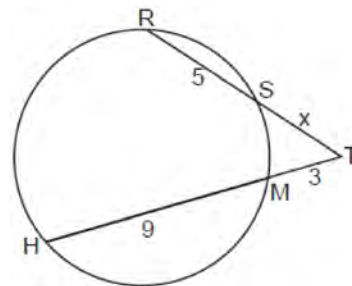


Which sequence of transformations maps  $\triangle ABC$  onto  $\triangle DEF$ ?

- 1) A counterclockwise rotation of 90 degrees about the origin, followed by a translation 8 units to the right.
  - 2) A counterclockwise rotation of 90 degrees about the origin, followed by a reflection over the  $y$ -axis.
  - 3) A counterclockwise rotation of 90 degrees about the origin, followed by a translation 4 units down.
  - 4) A clockwise rotation of 90 degrees about the origin, followed by a reflection over the  $x$ -axis.
- 65 Which polygon does *not* always have congruent diagonals?
- 1) square
  - 2) rectangle
  - 3) rhombus
  - 4) isosceles trapezoid
- 66 What is the volume of a hemisphere that has a diameter of 12.6 cm, to the *nearest tenth of a cubic centimeter*?
- 1) 523.7
  - 2) 1047.4
  - 3) 4189.6
  - 4) 8379.2

- 67 A 15-foot ladder leans against a wall and makes an angle of  $65^\circ$  with the ground. What is the horizontal distance from the wall to the base of the ladder, to the *nearest tenth of a foot*?
- 1) 6.3
  - 2) 7.0
  - 3) 12.9
  - 4) 13.6

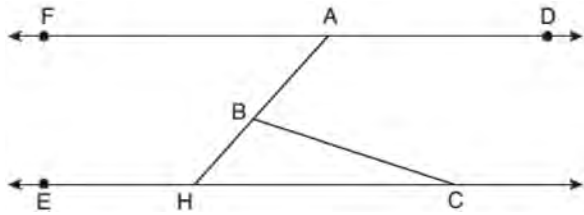
- 68 In the circle below, secants  $\overline{TSR}$  and  $\overline{TMH}$  intersect at  $T$ ,  $SR = 5$ ,  $HM = 9$ ,  $TM = 3$ , and  $TS = x$ .



Which equation could be used to find the value of  $x$ ?

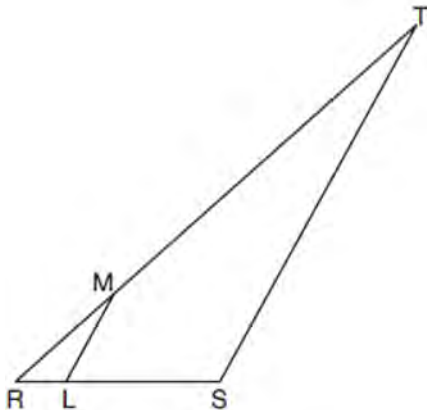
- 1)  $x(x + 5) = 36$
  - 2)  $x(x + 5) = 27$
  - 3)  $3x = 45$
  - 4)  $5x = 27$
- 69 From a point on the ground one-half mile from the base of a historic monument, the angle of elevation to its top is  $11.87^\circ$ . To the *nearest foot*, what is the height of the monument?
- 1) 543
  - 2) 555
  - 3) 1086
  - 4) 1110

- 70 In the diagram below,  $\overline{FAD} \parallel \overline{EHC}$ , and  $\overline{ABH}$  and  $\overline{BC}$  are drawn.



If  $m\angle FAB = 48^\circ$  and  $m\angle ECB = 18^\circ$ , what is  $m\angle ABC$ ?

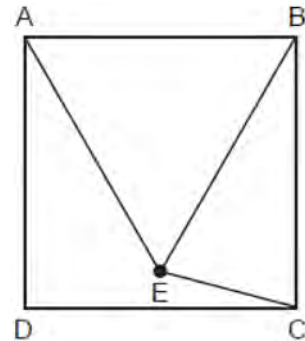
- 1)  $18^\circ$
  - 2)  $48^\circ$
  - 3)  $66^\circ$
  - 4)  $114^\circ$
- 71 In the diagram below of  $\triangle RST$ ,  $L$  is a point on  $\overline{RS}$ , and  $M$  is a point on  $\overline{RT}$ , such that  $LM \parallel \overline{ST}$ .



If  $RL = 2$ ,  $LS = 6$ ,  $LM = 4$ , and  $ST = x + 2$ , what is the length of  $ST$ ?

- 1) 10
- 2) 12
- 3) 14
- 4) 16

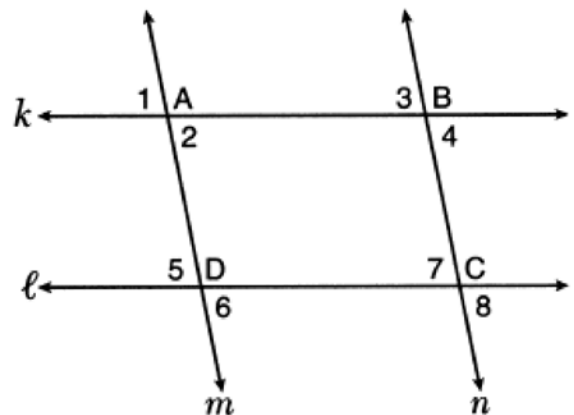
- 72 In the diagram below, point  $E$  is located inside square  $ABCD$  such that  $\triangle ABE$  is equilateral, and  $\overline{CE}$  is drawn.



What is  $m\angle BEC$ ?

- 1)  $30^\circ$
- 2)  $60^\circ$
- 3)  $75^\circ$
- 4)  $90^\circ$

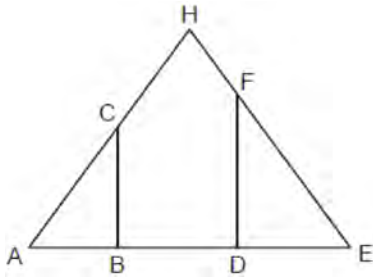
- 73 In the diagram below, lines  $k$  and  $\ell$  intersect lines  $m$  and  $n$  at points  $A$ ,  $B$ ,  $C$ , and  $D$ .



Which statement is sufficient to prove  $ABCD$  is a parallelogram?

- 1)  $\angle 1 \cong \angle 3$
- 2)  $\angle 4 \cong \angle 7$
- 3)  $\angle 2 \cong \angle 5$  and  $\angle 5 \cong \angle 7$
- 4)  $\angle 1 \cong \angle 3$  and  $\angle 3 \cong \angle 4$

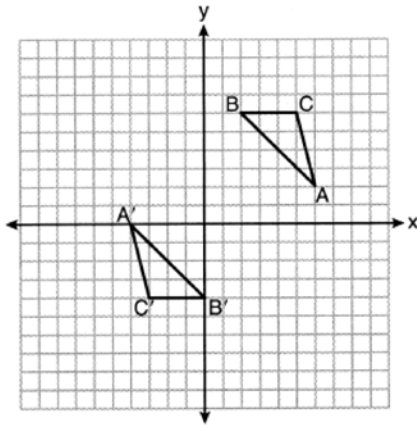
- 74 In the diagram below of isosceles triangle  $AHE$  with the vertex angle at  $H$ ,  $\overline{CB} \perp \overline{AE}$  and  $\overline{FD} \perp \overline{AE}$ .



Which statement is always true?

- 1)  $\frac{AH}{AC} = \frac{EH}{EF}$
- 2)  $\frac{AC}{EF} = \frac{AB}{ED}$
- 3)  $\frac{AB}{ED} = \frac{CB}{FE}$
- 4)  $\frac{AD}{AB} = \frac{BE}{DE}$

- 75 On the set of axes below,  $\triangle ABC \cong \triangle A'B'C'$ .



Triangle  $ABC$  maps onto  $\triangle A'B'C'$  after a

- 1) reflection over the line  $y = -x$
- 2) reflection over the line  $y = -x + 2$
- 3) rotation of  $180^\circ$  centered at  $(1,1)$
- 4) rotation of  $180^\circ$  centered at the origin

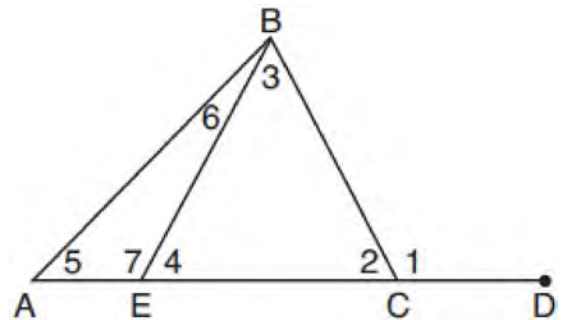
- 76 The Pyramid of Memphis, in Tennessee, stands 107 yards tall and has a square base whose side is 197 yards long.



What is the volume of the Pyramid of Memphis, to the nearest cubic yard?

- 1) 751,818
- 2) 1,384,188
- 3) 2,076,212
- 4) 4,152,563

- 77 In the diagram below of triangle  $ABC$ ,  $\overline{AC}$  is extended through point  $C$  to point  $D$ , and  $\overline{BE}$  is drawn to  $\overline{AC}$ .

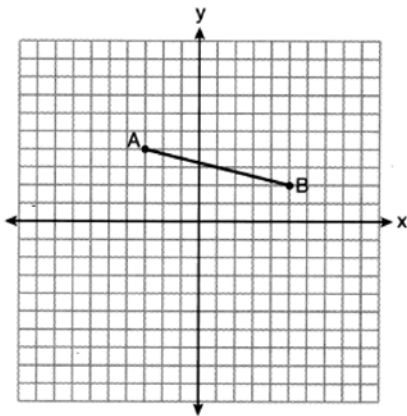


Which equation is always true?

- 1)  $m\angle 1 = m\angle 3 + m\angle 2$
- 2)  $m\angle 5 = m\angle 3 - m\angle 2$
- 3)  $m\angle 6 = m\angle 3 - m\angle 2$
- 4)  $m\angle 7 = m\angle 3 + m\angle 2$



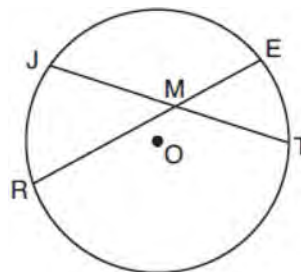
- 78 On the set of axes below, the endpoints of  $\overline{AB}$  have coordinates  $A(-3,4)$  and  $B(5,2)$ .



If  $\overline{AB}$  is dilated by a scale factor of 2 centered at  $(3,5)$ , what are the coordinates of the endpoints of its image,  $\overline{A'B'}$ ?

- 1)  $A'(-7,5)$  and  $B'(9,1)$
  - 2)  $A'(-1,6)$  and  $B'(7,4)$
  - 3)  $A'(-6,8)$  and  $B'(10,4)$
  - 4)  $A'(-9,3)$  and  $B'(7,-1)$
- 79 An equation of line  $p$  is  $y = \frac{1}{3}x + 4$ . An equation of line  $q$  is  $y = \frac{2}{3}x + 8$ . Which statement about lines  $p$  and  $q$  is true?
- 1) A dilation of  $\frac{1}{2}$  centered at the origin will map line  $q$  onto line  $p$ .
  - 2) A dilation of 2 centered at the origin will map line  $p$  onto line  $q$ .
  - 3) Line  $q$  is not the image of line  $p$  after a dilation because the lines are not parallel.
  - 4) Line  $q$  is not the image of line  $p$  after a dilation because the lines do not pass through the origin.

- 80 In the diagram below of circle  $O$ , chords  $\overline{JT}$  and  $\overline{ER}$  intersect at  $M$ .



If  $\overline{EM} = 8$  and  $\overline{RM} = 15$ , the lengths of  $\overline{JM}$  and  $\overline{TM}$  could be

- 1) 12 and 9.5
  - 2) 14 and 8.5
  - 3) 16 and 7.5
  - 4) 18 and 6.5
- 81 Jaden is comparing two cones. The radius of the base of cone  $A$  is twice as large as the radius of the base of cone  $B$ . The height of cone  $B$  is twice the height of cone  $A$ . The volume of cone  $A$  is
- 1) twice the volume of cone  $B$
  - 2) four times the volume of cone  $B$
  - 3) equal to the volume of cone  $B$
  - 4) equal to half the volume of cone  $B$
- 82 Segment  $\overline{AB}$  is the perpendicular bisector of  $\overline{CD}$  at point  $M$ . Which statement is always true?
- 1)  $\overline{CB} \cong \overline{DB}$
  - 2)  $\overline{CD} \cong \overline{AB}$
  - 3)  $\triangle ACD \sim \triangle BCD$
  - 4)  $\triangle ACM \sim \triangle BCM$

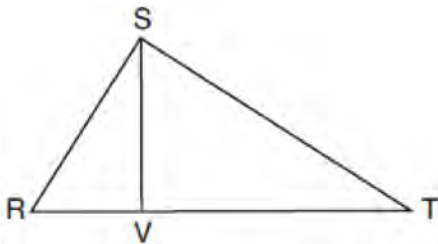
Geometry Multiple Choice Regents Exam Questions

www.jmap.org

- 83 A regular pentagon is rotated about its center. What is the minimum number of degrees needed to carry the pentagon onto itself?
- 1)  $72^\circ$
  - 2)  $108^\circ$
  - 3)  $144^\circ$
  - 4)  $360^\circ$

- 84 A plane intersects a sphere. Which two-dimensional shape is formed by this cross section?
- 1) rectangle
  - 2) triangle
  - 3) square
  - 4) circle

- 85 In right triangle  $RST$  below, altitude  $\overline{SV}$  is drawn to hypotenuse  $\overline{RT}$ .



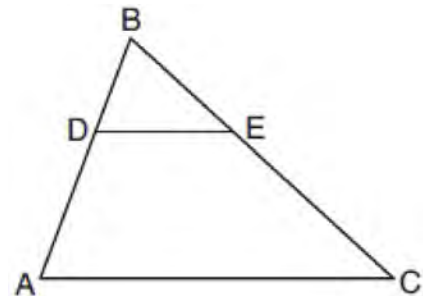
If  $RV = 4.1$  and  $TV = 10.2$ , what is the length of  $\overline{ST}$ , to the nearest tenth?

- 1) 6.5
  - 2) 7.7
  - 3) 11.0
  - 4) 12.1
- 86 A circle is continuously rotated about its diameter. Which three-dimensional object will be formed?
- 1) cone
  - 2) prism
  - 3) sphere
  - 4) cylinder

- 87 A gardener wants to buy enough mulch to cover a rectangular garden that is 3 feet by 10 feet. One bag contains 2 cubic feet of mulch and costs \$3.66. How much will the minimum number of bags cost to cover the garden with mulch 3 inches deep?
- 1) \$3.66
  - 2) \$10.98
  - 3) \$14.64
  - 4) \$29.28

- 88 A jewelry company makes copper heart pendants. Each heart uses  $0.75 \text{ in}^3$  of copper and there is 0.323 pound of copper per cubic inch. If copper costs \$3.68 per pound, what is the total cost for 24 copper hearts?
- 1) \$5.81
  - 2) \$21.40
  - 3) \$66.24
  - 4) \$205.08

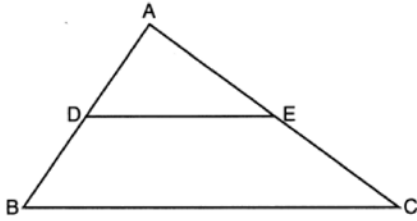
- 89 In the diagram below of  $\triangle ABC$ ,  $D$  is a point on  $\overline{BA}$ ,  $E$  is a point on  $\overline{BC}$ , and  $\overline{DE}$  is drawn.



If  $BD = 5$ ,  $DA = 12$ , and  $BE = 7$ , what is the length of  $\overline{BC}$  so that  $\overline{AC} \parallel \overline{DE}$ ?

- 1) 23.8
- 2) 16.8
- 3) 15.6
- 4) 8.6

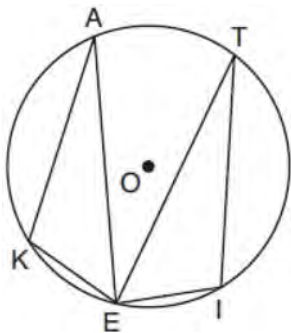
- 90 In the diagram below of  $\triangle ABC$ ,  $D$  and  $E$  are the midpoints of  $\overline{AB}$  and  $\overline{AC}$ , respectively, and  $\overline{DE}$  is drawn.



- I. AA similarity
- II. SSS similarity
- III. SAS similarity

Which methods could be used to prove  $\triangle ABC \sim \triangle ADE$ ?

- 1) I and II, only
  - 2) II and III, only
  - 3) I and III, only
  - 4) I, II, and III
- 91 In the diagram below of circle  $O$ , points  $K, A, T, I,$  and  $E$  are on the circle,  $\triangle KAE$  and  $\triangle ITE$  are drawn,  $\widehat{KE} \cong \widehat{EI}$ , and  $\angle EKA \cong \angle EIT$ .



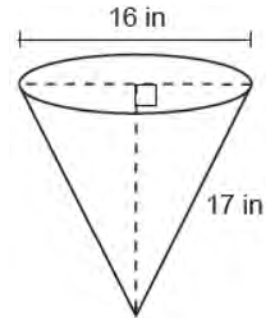
Which statement about  $\triangle KAE$  and  $\triangle ITE$  is always true?

- 1) They are neither congruent nor similar.
- 2) They are similar but not congruent.
- 3) They are right triangles.
- 4) They are congruent.

- 92 Segment  $\overline{JM}$  has endpoints  $J(-5, 1)$  and  $M(7, -9)$ . An equation of the perpendicular bisector of  $\overline{JM}$  is

- 1)  $y - 4 = \frac{5}{6}(x + 1)$
- 2)  $y + 4 = \frac{5}{6}(x - 1)$
- 3)  $y - 4 = \frac{6}{5}(x + 1)$
- 4)  $y + 4 = \frac{6}{5}(x - 1)$

- 93 In the diagram below, a cone has a diameter of 16 inches and a slant height of 17 inches.



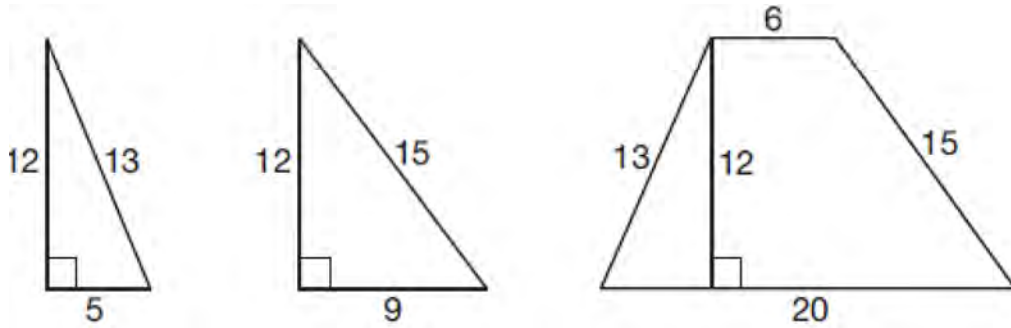
What is the volume of the cone, in cubic inches?

- 1)  $320\pi$
  - 2)  $363\pi$
  - 3)  $960\pi$
  - 4)  $1280\pi$
- 94 Lou has a solid clay brick in the shape of a rectangular prism with a length of 8 inches, a width of 3.5 inches, and a height of 2.25 inches. If the clay weighs  $1.055 \text{ oz/in}^3$ , how much does Lou's brick weigh, to the nearest ounce?
- 1) 66
  - 2) 64
  - 3) 63
  - 4) 60

Geometry Multiple Choice Regents Exam Questions

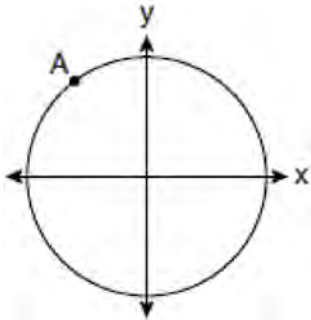
www.jmap.org

- 95 Francisco needs the three pieces of glass shown below to complete a stained glass window. The shapes, two triangles and a trapezoid, are measured in inches.



Glass can be purchased in rectangular sheets that are 12 inches wide. What is the minimum length of a sheet of glass, in inches, that Francisco must purchase in order to have enough to complete the window?

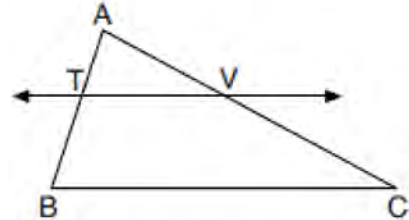
- 1) 20
  - 2) 25
  - 3) 29
  - 4) 34
- 96 A circle centered at the origin passes through  $A(-3,4)$ .



What is the equation of the line tangent to the circle at  $A$ ?

- 1)  $y - 4 = \frac{4}{3}(x + 3)$
- 2)  $y - 4 = \frac{3}{4}(x + 3)$
- 3)  $y + 4 = \frac{4}{3}(x - 3)$
- 4)  $y + 4 = \frac{3}{4}(x - 3)$

- 97 In the diagram below of  $\triangle ABC$ ,  $\overline{TV}$  intersects  $\overline{AB}$  and  $\overline{AC}$  at points  $T$  and  $V$  respectively, and  $m\angle ATV = m\angle ABC$ .

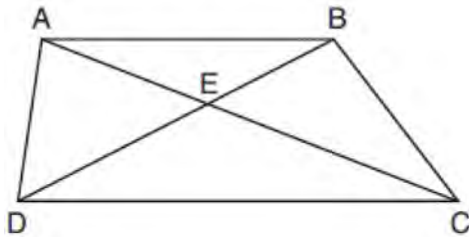


If  $AT = 4$ ,  $BC = 18$ ,  $TB = 5$ , and  $AV = 6$ , what is the perimeter of quadrilateral  $TBCV$ ?

- 1) 38.5
- 2) 39.5
- 3) 40.5
- 4) 44.9

- 98 If the circumference of a standard lacrosse ball is 19.9 cm, what is the volume of this ball, to the nearest cubic centimeter?
- 1) 42
  - 2) 133
  - 3) 415
  - 4) 1065

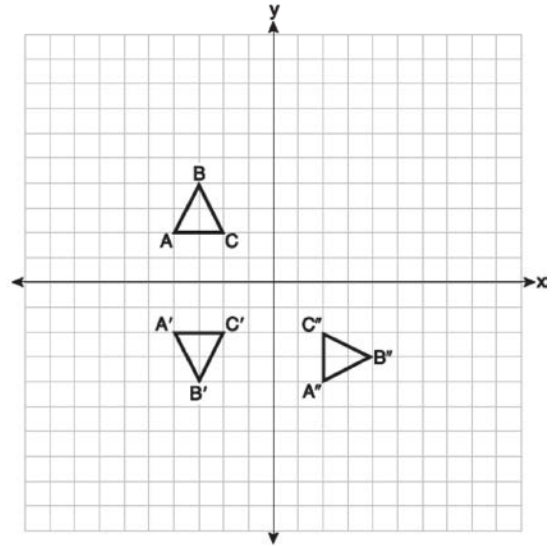
- 99 In trapezoid  $ABCD$  below,  $\overline{AB} \parallel \overline{CD}$ .



If  $AE = 5.2$ ,  $AC = 11.7$ , and  $CD = 10.5$ , what is the length of  $\overline{AB}$ , to the nearest tenth?

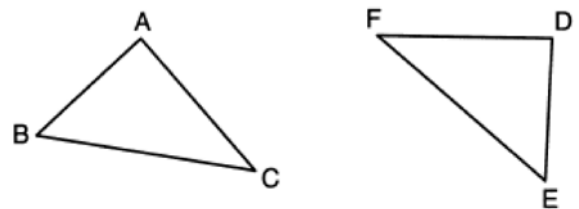
- 1) 4.7
  - 2) 6.5
  - 3) 8.4
  - 4) 13.1
- 100 The equation of a line is  $3x - 5y = 8$ . All lines perpendicular to this line must have a slope of
- 1)  $\frac{3}{5}$
  - 2)  $\frac{5}{3}$
  - 3)  $-\frac{3}{5}$
  - 4)  $-\frac{5}{3}$

- 101 On the set of axes below, triangle  $ABC$  is graphed. Triangles  $A'B'C'$  and  $A''B''C''$ , the images of triangle  $ABC$ , are graphed after a sequence of rigid motions.



Identify which sequence of rigid motions maps  $\triangle ABC$  onto  $\triangle A'B'C'$  and then maps  $\triangle A'B'C'$  onto  $\triangle A''B''C''$ .

- 1) a rotation followed by another rotation
  - 2) a translation followed by a reflection
  - 3) a reflection followed by a translation
  - 4) a reflection followed by a rotation
- 102 In the diagram below, a line reflection followed by a rotation maps  $\triangle ABC$  onto  $\triangle DEF$ .



Which statement is always true?

- 1)  $\overline{BC} \cong \overline{EF}$
- 2)  $\overline{AC} \cong \overline{DE}$
- 3)  $\angle A \cong \angle F$
- 4)  $\angle B \cong \angle D$

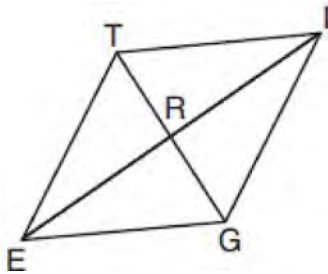
103 Right triangle  $ACT$  has  $m\angle A = 90^\circ$ . Which expression is always equivalent to  $\cos T$ ?

- 1)  $\cos C$
- 2)  $\sin C$
- 3)  $\tan T$
- 4)  $\sin T$

104 In right triangle  $RST$ , altitude  $\overline{TV}$  is drawn to hypotenuse  $\overline{RS}$ . If  $RV = 12$  and  $RT = 18$ , what is the length of  $\overline{SV}$ ?

- 1)  $6\sqrt{5}$
- 2) 15
- 3)  $6\sqrt{6}$
- 4) 27

105 In rhombus  $TIGE$ , diagonals  $\overline{TG}$  and  $\overline{IE}$  intersect at  $R$ . The perimeter of  $TIGE$  is 68, and  $TG = 16$ .



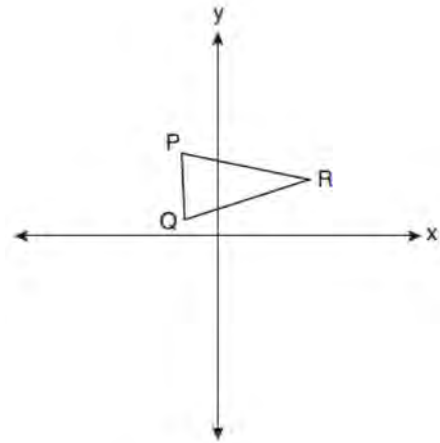
What is the length of diagonal  $\overline{IE}$ ?

- 1) 15
- 2) 30
- 3) 34
- 4) 52

106 What is an equation of a circle whose center is at  $(2, -4)$  and is tangent to the line  $x = -2$ ?

- 1)  $(x - 2)^2 + (y + 4)^2 = 4$
- 2)  $(x - 2)^2 + (y + 4)^2 = 16$
- 3)  $(x + 2)^2 + (y - 4)^2 = 4$
- 4)  $(x + 2)^2 + (y - 4)^2 = 16$

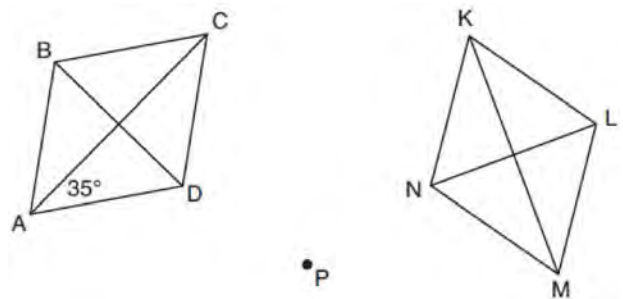
107 Triangle  $PQR$  is shown on the set of axes below.



Which quadrant will contain point  $R''$ , the image of point  $R$ , after a  $90^\circ$  clockwise rotation centered at  $(0,0)$  followed by a reflection over the  $x$ -axis?

- 1) I
- 2) II
- 3) III
- 4) IV

108 Rhombus  $ABCD$  can be mapped onto rhombus  $KLMN$  by a rotation about point  $P$ , as shown below.



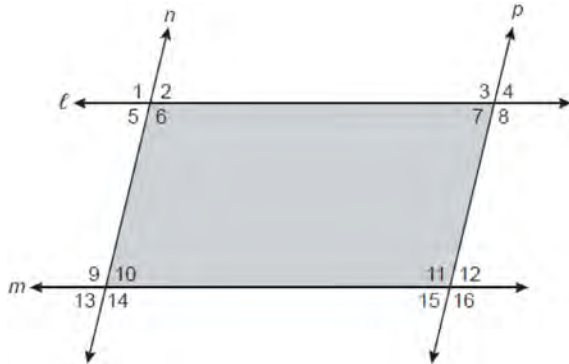
What is the measure of  $\angle KNM$  if the measure of  $\angle CAD = 35^\circ$ ?

- 1)  $35^\circ$
- 2)  $55^\circ$
- 3)  $70^\circ$
- 4)  $110^\circ$

Geometry Multiple Choice Regents Exam Questions

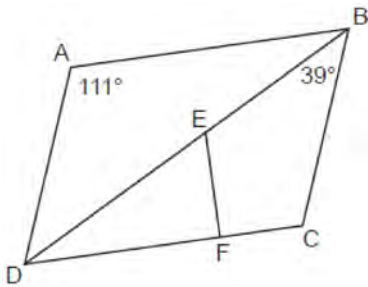
www.jmap.org

- 109 In the diagram below, lines  $\ell$  and  $m$  intersect lines  $n$  and  $p$  to create the shaded quadrilateral as shown.



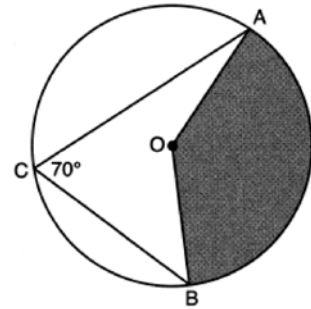
Which congruence statement would be sufficient to prove the quadrilateral is a parallelogram?

- 1)  $\angle 1 \cong \angle 6$  and  $\angle 9 \cong \angle 14$
  - 2)  $\angle 5 \cong \angle 10$  and  $\angle 6 \cong \angle 9$
  - 3)  $\angle 5 \cong \angle 7$  and  $\angle 10 \cong \angle 15$
  - 4)  $\angle 6 \cong \angle 9$  and  $\angle 9 \cong \angle 11$
- 110 In the diagram below of parallelogram  $ABCD$ , diagonal  $\overline{BD}$  and  $\overline{AC}$  are drawn,  $\overline{EF} \perp \overline{DFC}$ ,  $m\angle DAB = 111^\circ$ , and  $m\angle DBC = 39^\circ$ .



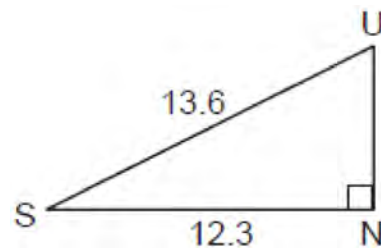
What is  $m\angle DEF$ ?

- 1)  $30^\circ$
  - 2)  $51^\circ$
  - 3)  $60^\circ$
  - 4)  $120^\circ$
- 111 Right triangle  $TMR$  is a scalene triangle with the right angle at  $M$ . Which equation is true?
- 1)  $\sin M = \cos T$
  - 2)  $\sin R = \cos R$
  - 3)  $\sin T = \cos R$
  - 4)  $\sin T = \cos M$
- 112 In the diagram below of circle  $O$ ,  $\overline{AC}$  and  $\overline{BC}$  are chords, and  $m\angle ACB = 70^\circ$ .



If  $OA = 9$ , the area of the shaded sector  $AOB$  is

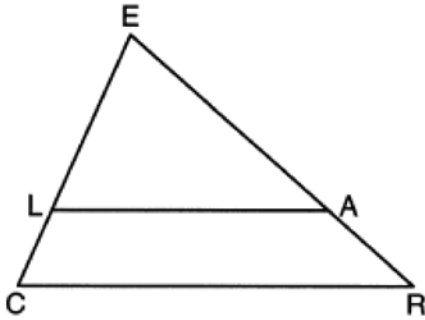
- 1)  $3.5\pi$
  - 2)  $7\pi$
  - 3)  $15.75\pi$
  - 4)  $31.5\pi$
- 113 In the diagram below of right triangle  $SUN$ , where  $\angle N$  is a right angle,  $SU = 13.6$  and  $SN = 12.3$ .



What is  $\angle S$ , to the nearest degree?

- 1)  $25^\circ$
- 2)  $42^\circ$
- 3)  $48^\circ$
- 4)  $65^\circ$

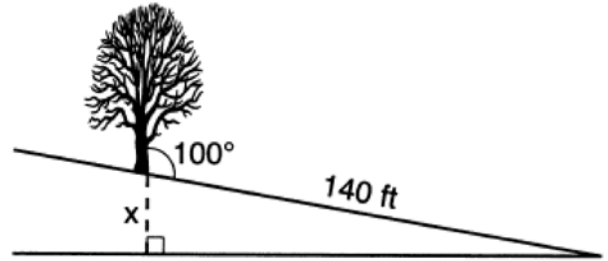
- 114 In the diagram below of  $\triangle CER$ ,  $\overline{LA} \parallel \overline{CR}$ .



If  $CL = 3.5$ ,  $LE = 7.5$ , and  $EA = 9.5$ , what is the length of  $\overline{AR}$ , to the nearest tenth?

- 1) 5.5
  - 2) 4.4
  - 3) 3.0
  - 4) 2.8
- 115 Point  $P$  divides the directed line segment from point  $A(-4, -1)$  to point  $B(6, 4)$  in the ratio 2:3. The coordinates of point  $P$  are
- 1)  $(-1, 1)$
  - 2)  $(0, 1)$
  - 3)  $(1, 0)$
  - 4)  $(2, 2)$
- 116 The line whose equation is  $6x + 3y = 3$  is dilated by a scale factor of 2 centered at the point  $(0, 0)$ . An equation of its image is
- 1)  $y = -2x + 1$
  - 2)  $y = -2x + 2$
  - 3)  $y = -4x + 1$
  - 4)  $y = -4x + 2$
- 117 Which regular polygon would carry onto itself after a rotation of  $300^\circ$  about its center?
- 1) decagon
  - 2) nonagon
  - 3) octagon
  - 4) hexagon

- 118 The diagram below shows a tree growing vertically on a hillside. The angle formed by the tree trunk and the hillside is  $100^\circ$ . The distance from the base of the tree to the bottom of the hill is 140 feet.



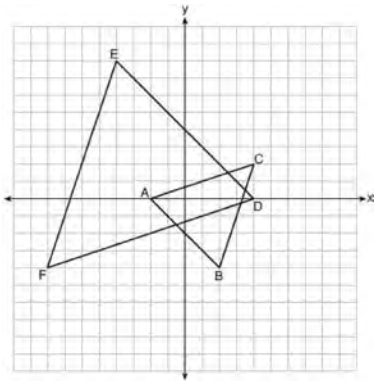
What is the vertical drop,  $x$ , to the base of the hill, to the nearest foot?

- 1) 24
  - 2) 25
  - 3) 70
  - 4) 138
- 119 Zach placed the foot of an extension ladder 8 feet from the base of the house and extended the ladder 25 feet to reach the house. To the nearest degree, what is the measure of the angle the ladder makes with the ground?
- 1) 18
  - 2) 19
  - 3) 71
  - 4) 72
- 120 The line represented by  $2y = x + 8$  is dilated by a scale factor of  $k$  centered at the origin, such that the image of the line has an equation of  $y - \frac{1}{2}x = 2$ . What is the scale factor?
- 1)  $k = \frac{1}{2}$
  - 2)  $k = 2$
  - 3)  $k = \frac{1}{4}$
  - 4)  $k = 4$



- 121 A cylindrical pool has a diameter of 16 feet and height of 4 feet. The pool is filled to  $\frac{1}{2}$  foot below the top. How much water does the pool contain, to the nearest gallon? [ $1 \text{ ft}^3 = 7.48$  gallons]
- 1) 704
  - 2) 804
  - 3) 5264
  - 4) 6016

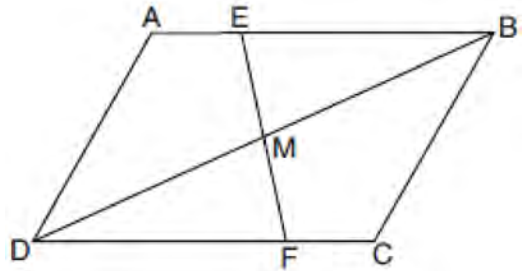
- 122 On the set of axes below,  $\triangle ABC$  has vertices at  $A(-2,0)$ ,  $B(2,-4)$ ,  $C(4,2)$ , and  $\triangle DEF$  has vertices at  $D(4,0)$ ,  $E(-4,8)$ ,  $F(-8,-4)$ .



Which sequence of transformations will map  $\triangle ABC$  onto  $\triangle DEF$ ?

- 1) a dilation of  $\triangle ABC$  by a scale factor of 2 centered at point  $A$
- 2) a dilation of  $\triangle ABC$  by a scale factor of  $\frac{1}{2}$  centered at point  $A$
- 3) a dilation of  $\triangle ABC$  by a scale factor of 2 centered at the origin, followed by a rotation of  $180^\circ$  about the origin
- 4) a dilation of  $\triangle ABC$  by a scale factor of  $\frac{1}{2}$  centered at the origin, followed by a rotation of  $180^\circ$  about the origin

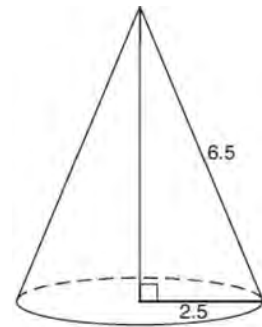
- 123 Parallelogram  $ABCD$  with diagonal  $\overline{DB}$  is drawn below. Line segment  $\overline{EF}$  is drawn such that it bisects  $\overline{DB}$  at  $M$ .



Which triangle congruence method would prove that  $\triangle EMB \sim \triangle FMD$ ?

- 1) ASA, only
- 2) AAS, only
- 3) both ASA and AAS
- 4) neither ASA nor AAS

- 124 As shown in the diagram below, the radius of a cone is 2.5 cm and its slant height is 6.5 cm.

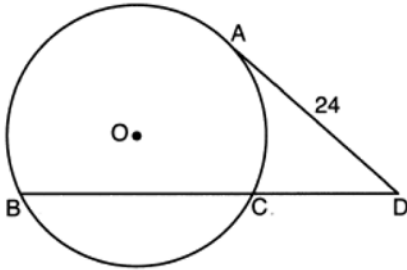


How many cubic centimeters are in the volume of the cone?

- 1)  $12.5\pi$
- 2)  $13.5\pi$
- 3)  $30.0\pi$
- 4)  $37.5\pi$

- 125 What is the image of  $(4,3)$  after a reflection over the line  $y = 1$ ?
- 1)  $(-2,3)$
  - 2)  $(-4,3)$
  - 3)  $(4,-1)$
  - 4)  $(4,-3)$

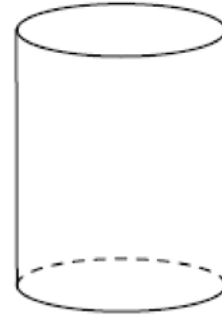
- 126 Circle  $O$  is drawn below with secant  $\overline{BCD}$ . The length of tangent  $\overline{AD}$  is 24.



If the ratio of  $DC:CB$  is  $4:5$ , what is the length of  $\overline{CB}$ ?

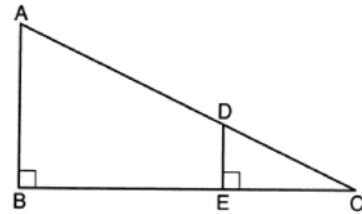
- 1) 36
  - 2) 20
  - 3) 16
  - 4) 4
- 127 If the line represented by  $y = -\frac{1}{4}x - 2$  is dilated by a scale factor of 4 centered at the origin, which statement about the image is true?
- 1) The slope is  $-\frac{1}{4}$  and the  $y$ -intercept is  $-8$ .
  - 2) The slope is  $-\frac{1}{4}$  and the  $y$ -intercept is  $-2$ .
  - 3) The slope is  $-1$  and the  $y$ -intercept is  $-8$ .
  - 4) The slope is  $-1$  and the  $y$ -intercept is  $-2$ .

- 128 A plane intersects a cylinder perpendicular to its bases.



This cross section can be described as a

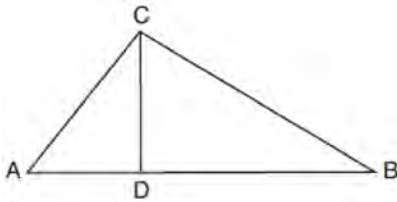
- 1) rectangle
  - 2) parabola
  - 3) triangle
  - 4) circle
- 129 In the diagram below,  $\triangle CDE$  is the image of  $\triangle CAB$  after a dilation of  $\frac{DE}{AB}$  centered at  $C$ .



Which statement is always true?

- 1)  $\sin A = \frac{CE}{CD}$
- 2)  $\cos A = \frac{CD}{CE}$
- 3)  $\sin A = \frac{DE}{CD}$
- 4)  $\cos A = \frac{DE}{CE}$

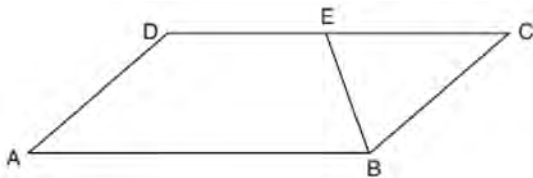
- 130 In the diagram below of right triangle  $ABC$ , altitude  $\overline{CD}$  intersects hypotenuse  $\overline{AB}$  at  $D$ .



Which equation is always true?

- 1)  $\frac{AD}{AC} = \frac{CD}{BC}$
  - 2)  $\frac{AD}{CD} = \frac{BD}{CD}$
  - 3)  $\frac{AC}{CD} = \frac{BC}{CD}$
  - 4)  $\frac{AD}{AC} = \frac{AC}{BD}$
- 131 Which figure will *not* carry onto itself after a 120-degree rotation about its center?
- 1) equilateral triangle
  - 2) regular hexagon
  - 3) regular octagon
  - 4) regular nonagon

- 132 In parallelogram  $ABCD$  shown below,  $\overline{EB}$  bisects  $\angle ABC$ .



If  $m\angle A = 40^\circ$ , then  $m\angle BED$  is

- 1)  $40^\circ$
- 2)  $70^\circ$
- 3)  $110^\circ$
- 4)  $140^\circ$

- 133 An equation of circle  $M$  is  $x^2 + y^2 + 6x - 2y + 1 = 0$ . What are the coordinates of the center and the length of the radius of circle  $M$ ?

- 1) center  $(3, -1)$  and radius 9
- 2) center  $(3, -1)$  and radius 3
- 3) center  $(-3, 1)$  and radius 9
- 4) center  $(-3, 1)$  and radius 3

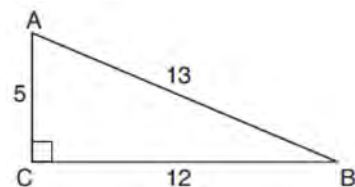
- 134 Which transformation does *not* always preserve distance?

- 1)  $(x, y) \rightarrow (x + 2, y)$
- 2)  $(x, y) \rightarrow (-y, -x)$
- 3)  $(x, y) \rightarrow (2x, y - 1)$
- 4)  $(x, y) \rightarrow (3 - x, 2 - y)$

- 135 Quadrilateral  $BEST$  has diagonals that intersect at point  $D$ . Which statement would *not* be sufficient to prove quadrilateral  $BEST$  is a parallelogram?

- 1)  $\overline{BD} \cong \overline{SD}$  and  $\overline{ED} \cong \overline{TD}$
- 2)  $\overline{BE} \cong \overline{ST}$  and  $\overline{ES} \cong \overline{TB}$
- 3)  $\overline{ES} \cong \overline{TB}$  and  $\overline{BE} \parallel \overline{TS}$
- 4)  $\overline{ES} \parallel \overline{BT}$  and  $\overline{BE} \parallel \overline{TS}$

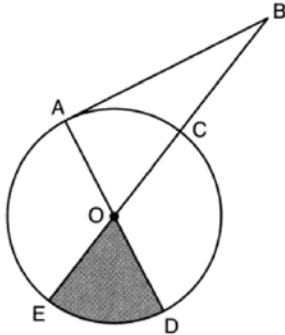
- 136 In  $\triangle ABC$  below, angle  $C$  is a right angle.



Which statement must be true?

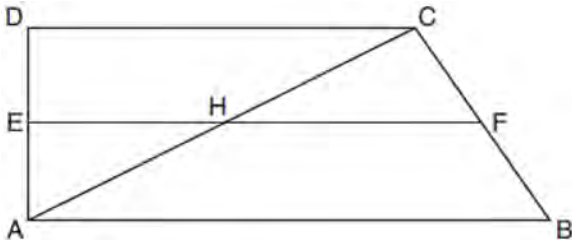
- 1)  $\sin A = \cos B$
- 2)  $\sin A = \tan B$
- 3)  $\sin B = \tan A$
- 4)  $\sin B = \cos B$

- 137 In the diagram below of circle  $O$ , tangent  $\overline{AB}$  is drawn from external point  $B$ , and secant  $\overline{BCOE}$  and diameter  $\overline{AOD}$  are drawn.



If  $m\angle OBA = 36^\circ$  and  $OC = 10$ , what is the area of shaded sector  $DOE$ ?

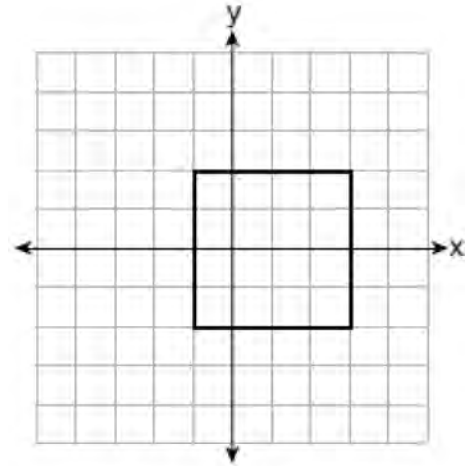
- 1)  $\frac{3\pi}{10}$
  - 2)  $3\pi$
  - 3)  $10\pi$
  - 4)  $15\pi$
- 138 In quadrilateral  $ABCD$  below,  $\overline{AB} \parallel \overline{CD}$ , and  $E, H,$  and  $F$  are the midpoints of  $\overline{AD}, \overline{AC},$  and  $\overline{BC}$ , respectively.



If  $AB = 24$ ,  $CD = 18$ , and  $AH = 10$ , then  $FH$  is

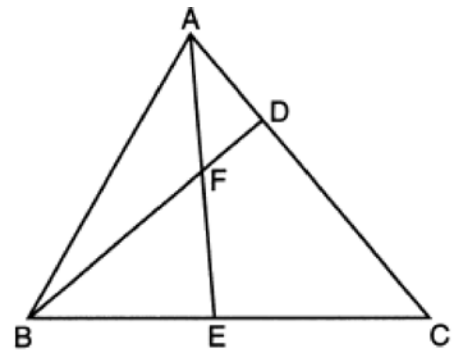
- 1) 9
- 2) 10
- 3) 12
- 4) 21

- 139 A square is graphed on the set of axes below, with vertices at  $(-1, 2)$ ,  $(-1, -2)$ ,  $(3, -2)$ , and  $(3, 2)$ .



Which transformation would *not* carry the square onto itself?

- 1) reflection over the  $y$ -axis
  - 2) reflection over the  $x$ -axis
  - 3) rotation of 180 degrees around point  $(1, 0)$
  - 4) reflection over the line  $y = x - 1$
- 140 In the diagram of  $\triangle ABC$  below,  $\overline{AE}$  bisects angle  $BAC$ , and altitude  $\overline{BD}$  is drawn.



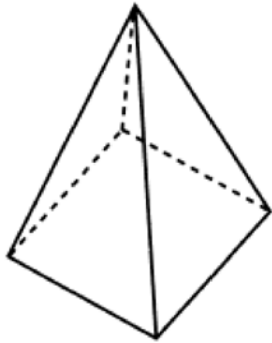
If  $m\angle C = 50^\circ$  and  $m\angle ABC = 60^\circ$ ,  $m\angle FEB$  is

- 1)  $35^\circ$
- 2)  $40^\circ$
- 3)  $55^\circ$
- 4)  $85^\circ$

Geometry Multiple Choice Regents Exam Questions

www.jmap.org

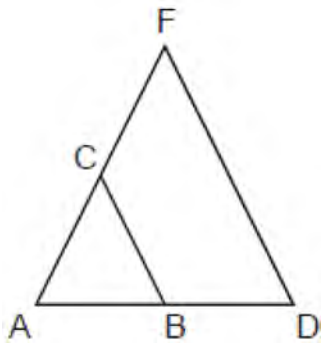
- 141 The square pyramid below models a toy block made of maple wood.



Each side of the base measures 4.5 cm and the height of the pyramid is 10 cm. If the density of maple is  $0.676 \text{ g/cm}^3$ , what is the mass of the block, to the nearest tenth of a gram?

- 1) 45.6
- 2) 67.5
- 3) 136.9
- 4) 202.5

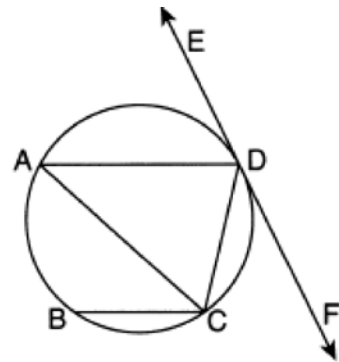
- 142 Triangle  $ADF$  is drawn and  $\overline{BC} \parallel \overline{DF}$ .



Which statement must be true?

- 1)  $\frac{AB}{BC} = \frac{BD}{DF}$
- 2)  $BC = \frac{1}{2} DF$
- 3)  $AB:AD = AC:CF$
- 4)  $\angle ACB \cong \angle AFD$

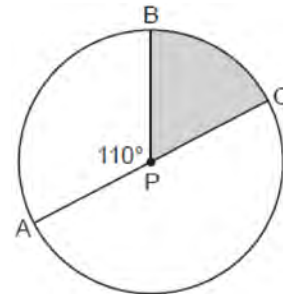
- 143 In the circle below,  $\overline{AD}$ ,  $\overline{AC}$ ,  $\overline{BC}$ , and  $\overline{DC}$  are chords,  $\overleftrightarrow{EDF}$  is tangent at point  $D$ , and  $\overline{AD} \parallel \overline{BC}$ .



Which statement is always true?

- 1)  $\angle ADE \cong \angle CAD$
- 2)  $\angle CDF \cong \angle ACB$
- 3)  $\angle BCA \cong \angle DCA$
- 4)  $\angle ADC \cong \angle ADE$

- 144 In circle  $P$  below, diameter  $\overline{AC}$  and radius  $\overline{BP}$  are drawn such that  $m\angle APB = 110^\circ$ .



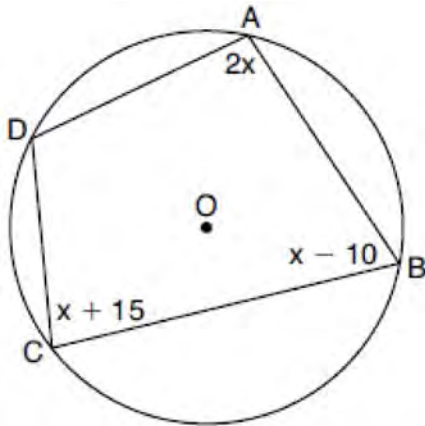
If  $AC = 12$ , what is the area of shaded sector  $BPC$ ?

- 1)  $\frac{7}{6} \pi$
- 2)  $7\pi$
- 3)  $11\pi$
- 4)  $28\pi$

Geometry Multiple Choice Regents Exam Questions

www.jmap.org

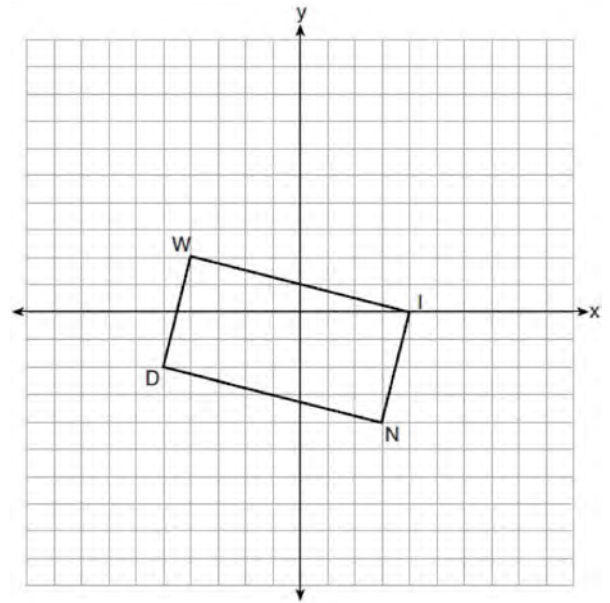
- 145 In the diagram below, quadrilateral  $ABCD$  is inscribed in circle  $O$ ,  $m\angle A = (2x)^\circ$ ,  $m\angle B = (x - 10)^\circ$ , and  $m\angle C = (x + 15)^\circ$ .



What is  $m\angle D$ ?

- 1)  $55^\circ$
  - 2)  $70^\circ$
  - 3)  $110^\circ$
  - 4)  $135^\circ$
- 146 What are the coordinates of the center and the length of the radius of the circle whose equation is  $x^2 + y^2 - 12y - 20.25 = 0$ ?
- 1) center  $(0, 6)$  and radius  $7.5$
  - 2) center  $(0, -6)$  and radius  $7.5$
  - 3) center  $(0, 12)$  and radius  $4.5$
  - 4) center  $(0, -12)$  and radius  $4.5$
- 147 After a dilation centered at the origin, the image of  $\overline{CD}$  is  $\overline{C'D'}$ . If the coordinates of the endpoints of these segments are  $C(6, -4)$ ,  $D(2, -8)$ ,  $C'(9, -6)$ , and  $D'(3, -12)$ , the scale factor of the dilation is
- 1)  $\frac{3}{2}$
  - 2)  $\frac{2}{3}$
  - 3)  $3$
  - 4)  $\frac{1}{3}$

- 148 On the set of axes below, rectangle  $WIND$  has vertices with coordinates  $W(-4, 2)$ ,  $I(4, 0)$ ,  $N(3, -4)$ , and  $D(-5, -2)$ .



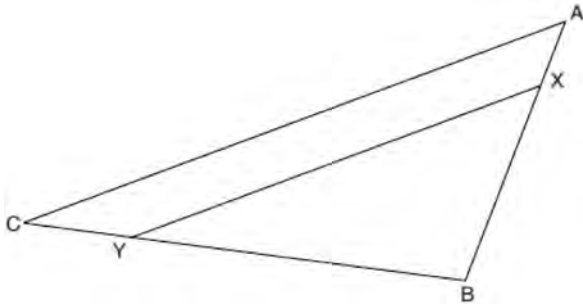
What is the area of rectangle  $WIND$ ?

- 1)  $17$
  - 2)  $31$
  - 3)  $32$
  - 4)  $34$
- 149 What are the coordinates of point  $C$  on the directed segment from  $A(-8, 4)$  to  $B(10, -2)$  that partitions the segment such that  $AC:CB$  is  $2:1$ ?
- 1)  $(1, 1)$
  - 2)  $(-2, 2)$
  - 3)  $(2, -2)$
  - 4)  $(4, 0)$
- 150 The measure of one of the base angles of an isosceles triangle is  $42^\circ$ . The measure of an exterior angle at the vertex of the triangle is
- 1)  $42^\circ$
  - 2)  $84^\circ$
  - 3)  $96^\circ$
  - 4)  $138^\circ$

151 Which equation represents a line parallel to the line whose equation is  $-2x + 3y = -4$  and passes through the point  $(1,3)$ ?

- 1)  $y - 3 = -\frac{3}{2}(x - 1)$
- 2)  $y - 3 = \frac{2}{3}(x - 1)$
- 3)  $y + 3 = -\frac{3}{2}(x + 1)$
- 4)  $y + 3 = \frac{2}{3}(x + 1)$

152 The diagram below shows triangle  $ABC$  with point  $X$  on side  $AB$  and point  $Y$  on side  $CB$ .



Which information is sufficient to prove that  $\triangle BXY \sim \triangle BAC$ ?

- 1)  $\angle B$  is a right angle.
- 2)  $XY$  is parallel to  $AC$ .
- 3)  $\triangle ABC$  is isosceles.
- 4)  $AX \cong CY$

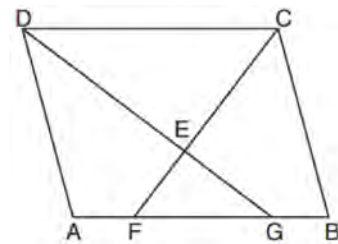
153 Square  $MATH$  has a side length of 7 inches. Which three-dimensional object will be formed by continuously rotating square  $MATH$  around side  $AT$ ?

- 1) a right cone with a base diameter of 7 inches
- 2) a right cylinder with a diameter of 7 inches
- 3) a right cone with a base radius of 7 inches
- 4) a right cylinder with a radius of 7 inches

154 The coordinates of the vertices of parallelogram  $CDEH$  are  $C(-5,5)$ ,  $D(2,5)$ ,  $E(-1,-1)$ , and  $H(-8,-1)$ . What are the coordinates of  $P$ , the point of intersection of diagonals  $\overline{CE}$  and  $\overline{DH}$ ?

- 1)  $(-2,3)$
- 2)  $(-2,2)$
- 3)  $(-3,2)$
- 4)  $(-3,-2)$

155 In the diagram below of parallelogram  $ABCD$ ,  $\overline{AFGB}$ ,  $\overline{CF}$  bisects  $\angle DCB$ ,  $\overline{DG}$  bisects  $\angle ADC$ , and  $\overline{CF}$  and  $\overline{DG}$  intersect at  $E$ .



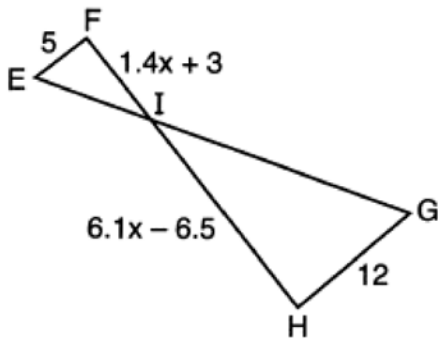
If  $m\angle B = 75^\circ$ , then the measure of  $\angle EFA$  is

- 1)  $142.5^\circ$
- 2)  $127.5^\circ$
- 3)  $52.5^\circ$
- 4)  $37.5^\circ$

156 The endpoints of  $\overline{AB}$  are  $A(-5,3)$  and  $B(7,-5)$ . Point  $P$  is on  $\overline{AB}$  such that  $AP:PB = 3:1$ . What are the coordinates of point  $P$ ?

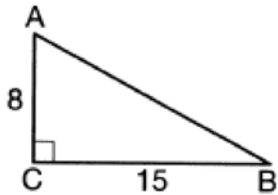
- 1)  $(-2,-3)$
- 2)  $(1,-1)$
- 3)  $(-2,1)$
- 4)  $(4,-3)$

- 157 In the diagram below,  $\overline{EF} \parallel \overline{HG}$ ,  $EF = 5$ ,  $HG = 12$ ,  $FI = 1.4x + 3$ , and  $HI = 6.1x - 6.5$ .



What is the length of  $\overline{HI}$ ?

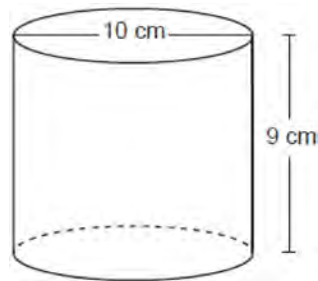
- 1) 1
  - 2) 5
  - 3) 10
  - 4) 24
- 158 As shown in the diagram below, right triangle  $ABC$  has side lengths of 8 and 15.



If the triangle is continuously rotated about  $\overline{AC}$ , the resulting figure will be

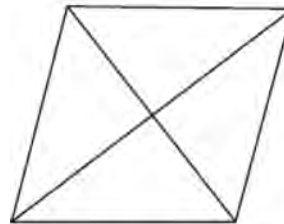
- 1) a right cone with a radius of 15 and a height of 8
- 2) a right cone with a radius of 8 and a height of 15
- 3) a right cylinder with a radius of 15 and a height of 8
- 4) a right cylinder with a radius of 8 and a height of 15

- 159 Darnell models a cup with the cylinder below. He measured the diameter of the cup to be 10 cm and the height to be 9 cm.



If Darnell fills the cup with water to a height of 8 cm, what is the volume of the water in the cup, to the nearest cubic centimeter?

- 1) 628
  - 2) 707
  - 3) 2513
  - 4) 2827
- 160 The figure below shows a rhombus with noncongruent diagonals.

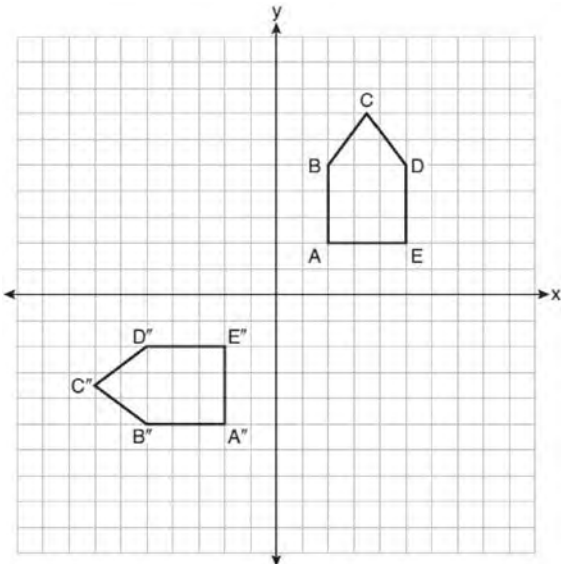


Which transformation would *not* carry this rhombus onto itself?

- 1) a reflection over the shorter diagonal
- 2) a reflection over the longer diagonal
- 3) a clockwise rotation of  $90^\circ$  about the intersection of the diagonals
- 4) a counterclockwise rotation of  $180^\circ$  about the intersection of the diagonals



- 161 On the set of axes below, pentagon  $ABCDE$  is congruent to  $A''B''C''D''E''$ .

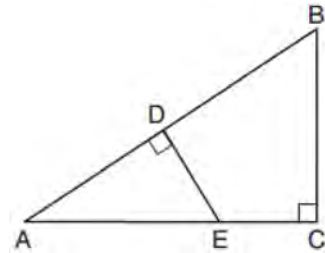


Which describes a sequence of rigid motions that maps  $ABCDE$  onto  $A''B''C''D''E''$ ?

- 1) a rotation of  $90^\circ$  counterclockwise about the origin followed by a reflection over the  $x$ -axis
  - 2) a rotation of  $90^\circ$  counterclockwise about the origin followed by a translation down 7 units
  - 3) a reflection over the  $y$ -axis followed by a reflection over the  $x$ -axis
  - 4) a reflection over the  $x$ -axis followed by a rotation of  $90^\circ$  counterclockwise about the origin
- 162 What is an equation of the image of the line  $y = \frac{3}{2}x - 4$  after a dilation of a scale factor of  $\frac{3}{4}$  centered at the origin?

- 1)  $y = \frac{9}{8}x - 4$
- 2)  $y = \frac{9}{8}x - 3$
- 3)  $y = \frac{3}{2}x - 4$
- 4)  $y = \frac{3}{2}x - 3$

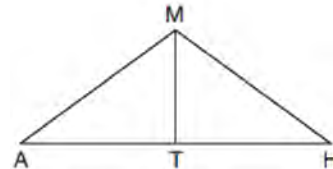
- 163 In  $\triangle ABC$  shown below,  $\angle ACB$  is a right angle,  $E$  is a point on  $\overline{AC}$ , and  $\overline{ED}$  is drawn perpendicular to hypotenuse  $\overline{AB}$ .



If  $AB = 9$ ,  $BC = 6$ , and  $DE = 4$ , what is the length of  $\overline{AE}$ ?

- 1) 5
- 2) 6
- 3) 7
- 4) 8

- 164 In triangle  $MAH$  below,  $\overline{MT}$  is the perpendicular bisector of  $\overline{AH}$ .



Which statement is *not* always true?

- 1)  $\triangle MAH$  is isosceles.
- 2)  $\triangle MAT$  is isosceles.
- 3)  $\overline{MT}$  bisects  $\angle AMH$ .
- 4)  $\angle A$  and  $\angle TMH$  are complementary.

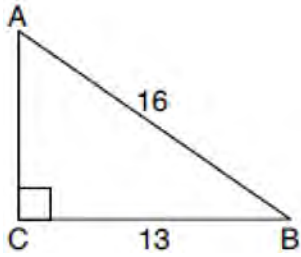
- 165 The equation of a circle is  $x^2 + y^2 + 12x = -27$ . What are the coordinates of the center and the length of the radius of the circle?

- 1) center  $(6,0)$  and radius 3
- 2) center  $(6,0)$  and radius 9
- 3) center  $(-6,0)$  and radius 3
- 4) center  $(-6,0)$  and radius 9

Geometry Multiple Choice Regents Exam Questions

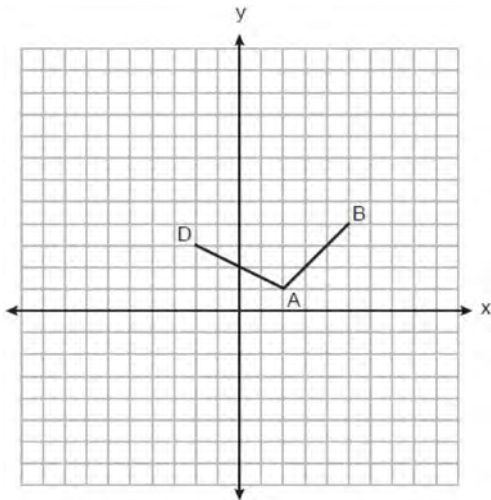
www.jmap.org

- 166 In the diagram of  $\triangle ABC$  below,  $m\angle C = 90^\circ$ ,  $CB = 13$ , and  $AB = 16$ .



What is the measure of  $\angle A$ , to the nearest degree?

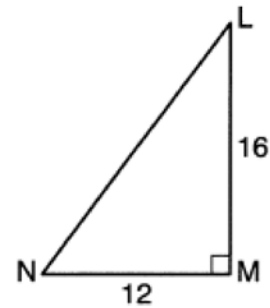
- 1)  $36^\circ$
  - 2)  $39^\circ$
  - 3)  $51^\circ$
  - 4)  $54^\circ$
- 167 On the set of axes below, the coordinates of three vertices of trapezoid  $ABCD$  are  $A(2,1)$ ,  $B(5,4)$ , and  $D(-2,3)$ .



Which point could be vertex  $C$ ?

- 1)  $(1,5)$
- 2)  $(4,10)$
- 3)  $(-1,6)$
- 4)  $(-3,8)$

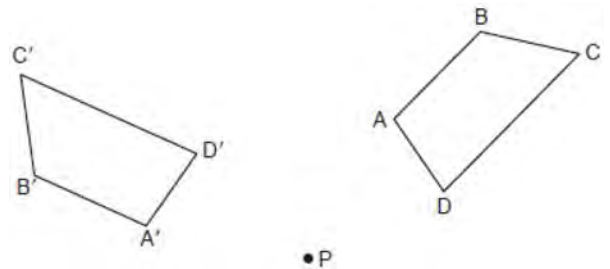
- 168 In right triangle  $LMN$  shown below,  $m\angle M = 90^\circ$ ,  $MN = 12$ , and  $LM = 16$ .



The ratio of  $\cos N$  is

- 1)  $\frac{12}{20}$
- 2)  $\frac{16}{20}$
- 3)  $\frac{12}{16}$
- 4)  $\frac{16}{12}$

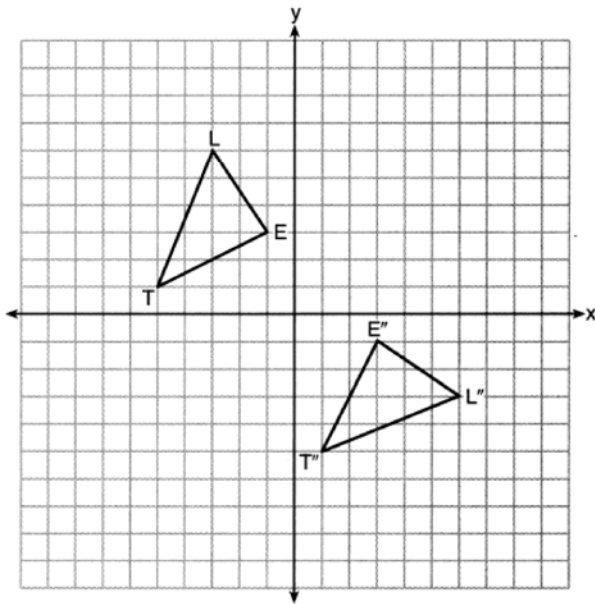
- 169 Trapezoid  $ABCD$  is drawn such that  $\overline{AB} \parallel \overline{DC}$ . Trapezoid  $A'B'C'D'$  is the image of trapezoid  $ABCD$  after a rotation of  $110^\circ$  counterclockwise about point  $P$ .



Which statement is always true?

- 1)  $\angle A \cong \angle D'$
- 2)  $\overline{AC} \cong \overline{B'D'}$
- 3)  $\overline{A'B'} \parallel \overline{D'C'}$
- 4)  $\overline{B'A'} \cong \overline{C'D'}$

- 170 On the set of axes below,  $\triangle LET$  and  $\triangle L''E''T''$  are graphed in the coordinate plane where  $\triangle LET \cong \triangle L''E''T''$ .



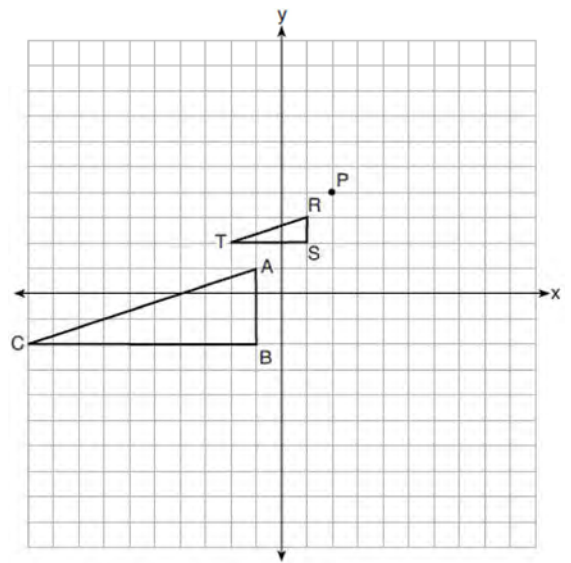
Which sequence of rigid motions maps  $\triangle LET$  onto  $\triangle L''E''T''$ ?

- 1) a reflection over the  $y$ -axis followed by a reflection over the  $x$ -axis
  - 2) a rotation of  $180^\circ$  about the origin
  - 3) a rotation of  $90^\circ$  counterclockwise about the origin followed by a reflection over the  $y$ -axis
  - 4) a reflection over the  $x$ -axis followed by a rotation of  $90^\circ$  clockwise about the origin
- 171 The coordinates of the endpoints of  $\overline{SC}$  are  $S(-7,3)$  and  $C(2,-6)$ . If point  $M$  is on  $\overline{SC}$ , what are the coordinates of  $M$  such that  $SM:MC$  is 1:2?
- 1)  $(-4,0)$
  - 2)  $(0,-4)$
  - 3)  $(-1,-3)$
  - 4)  $\left(-\frac{5}{2}, -\frac{3}{2}\right)$

- 172 If  $\triangle TAP$  is dilated by a scale factor of 0.5, which statement about the image,  $\triangle T'A'P'$ , is true?

- 1)  $m\angle T'A'P' = \frac{1}{2}(m\angle TAP)$
- 2)  $m\angle T'A'P' = 2(m\angle TAP)$
- 3)  $TA = 2(T'A')$
- 4)  $TA = \frac{1}{2}(T'A')$

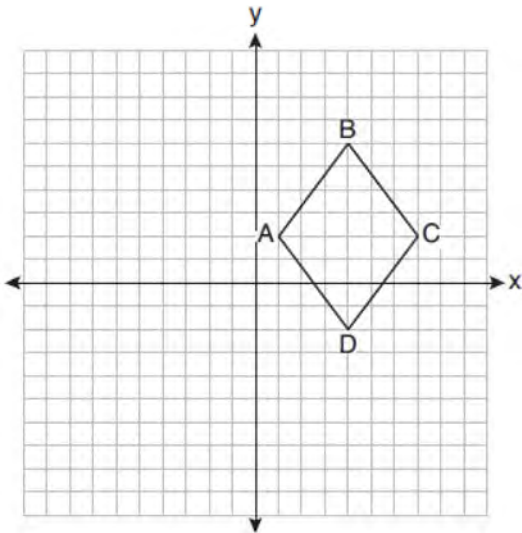
- 173 On the set of axes below,  $\triangle RST$  is the image of  $\triangle ABC$  after a dilation centered at point  $P$ .



The scale factor of the dilation that maps  $\triangle ABC$  onto  $\triangle RST$  is

- 1)  $\frac{1}{3}$
- 2) 2
- 3) 3
- 4)  $\frac{2}{3}$

- 174 On the set of axes below, rhombus  $ABCD$  has vertices whose coordinates are  $A(1,2)$ ,  $B(4,6)$ ,  $C(7,2)$ , and  $D(4,-2)$ .



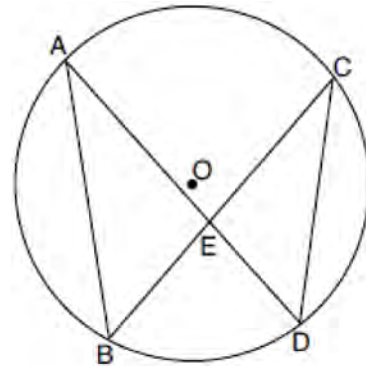
What is the area of rhombus  $ABCD$ ?

- 1) 20
  - 2) 24
  - 3) 25
  - 4) 48
- 175 What is the volume, in cubic centimeters, of a right square pyramid with base edges that are 64 cm long and a slant height of 40 cm?
- 1) 8192.0
  - 2) 13,653. $\bar{3}$
  - 3) 32,768.0
  - 4) 54,613. $\bar{3}$
- 176 The area of  $\triangle TAP$  is  $36 \text{ cm}^2$ . A second triangle,  $\triangle JOE$ , is formed by connecting the midpoints of each side of  $\triangle TAP$ . What is the area of  $\triangle JOE$ , in square centimeters?
- 1) 9
  - 2) 12
  - 3) 18
  - 4) 27

- 177 What is an equation of a line that is perpendicular to the line whose equation is  $2y + 3x = 1$ ?

- 1)  $y = \frac{2}{3}x + \frac{5}{2}$
- 2)  $y = \frac{3}{2}x + 2$
- 3)  $y = -\frac{2}{3}x + 1$
- 4)  $y = -\frac{3}{2}x + \frac{1}{2}$

- 178 In the diagram below of circle  $O$ , chords  $\overline{AD}$  and  $\overline{BC}$  intersect at  $E$ , and chords  $\overline{AB}$  and  $\overline{CD}$  are drawn.



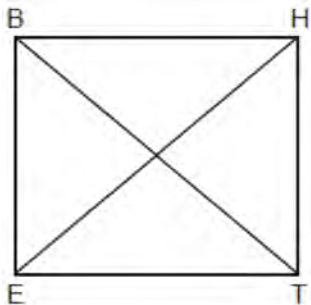
Which statement must always be true?

- 1)  $\overline{AB} \cong \overline{CD}$
  - 2)  $\overline{AD} \cong \overline{BC}$
  - 3)  $\angle B \cong \angle C$
  - 4)  $\angle A \cong \angle C$
- 179 The coordinates of the endpoints of  $\overline{QS}$  are  $Q(-9,8)$  and  $S(9,-4)$ . Point  $R$  is on  $\overline{QS}$  such that  $\overline{QR}:\overline{RS}$  is in the ratio of 1:2. What are the coordinates of point  $R$ ?
- 1) (0,2)
  - 2) (3,0)
  - 3) (-3,4)
  - 4) (-6,6)

180 In right triangle  $ABC$ ,  $m\angle C = 90^\circ$  and  $AC \neq BC$ . Which trigonometric ratio is equivalent to  $\sin B$ ?

- 1)  $\cos A$
- 2)  $\cos B$
- 3)  $\tan A$
- 4)  $\tan B$

181 Parallelogram  $BETH$ , with diagonals  $\overline{BT}$  and  $\overline{HE}$ , is drawn below.



What additional information is sufficient to prove that  $BETH$  is a rectangle?

- 1)  $\overline{BT} \perp \overline{HE}$
- 2)  $\overline{BE} \parallel \overline{HT}$
- 3)  $\overline{BT} \cong \overline{HE}$
- 4)  $\overline{BE} \cong \overline{ET}$

182 The equation of a circle is  $x^2 + 8x + y^2 - 12y = 144$ .

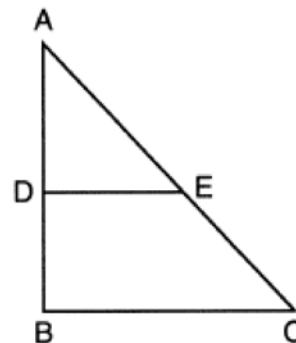
What are the coordinates of the center and the length of the radius of the circle?

- 1) center  $(4, -6)$  and radius 12
- 2) center  $(-4, 6)$  and radius 12
- 3) center  $(4, -6)$  and radius 14
- 4) center  $(-4, 6)$  and radius 14

183 If one exterior angle of a triangle is acute, then the triangle must be

- 1) right
- 2) acute
- 3) obtuse
- 4) equiangular

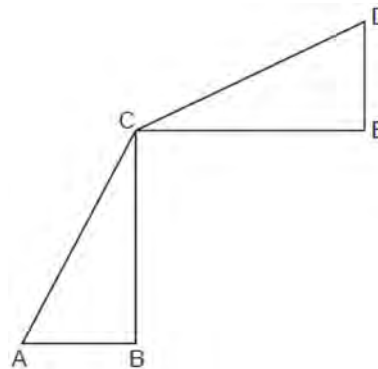
184 In triangle  $ABC$  below,  $D$  is a point on  $\overline{AB}$  and  $E$  is a point on  $\overline{AC}$ , such that  $\overline{DE} \parallel \overline{BC}$ .



Which statement is always true?

- 1)  $\angle ADE$  and  $\angle ABC$  are right angles.
- 2)  $\triangle ADE \sim \triangle ABC$
- 3)  $DE = \frac{1}{2} BC$
- 4)  $\overline{AD} \cong \overline{DB}$

185 In the diagram below,  $\triangle ABC \cong \triangle DEC$ .



Which transformation will map  $\triangle ABC$  onto  $\triangle DEC$ ?

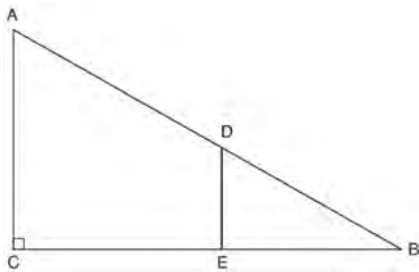
- 1) a rotation
- 2) a line reflection
- 3) a translation followed by a dilation
- 4) a line reflection followed by a second line reflection

- 186 Quadrilateral  $MATH$  is congruent to quadrilateral  $WXYZ$ . Which statement is always true?
- 1)  $MA = XY$
  - 2)  $m\angle H = m\angle W$
  - 3) Quadrilateral  $WXYZ$  can be mapped onto quadrilateral  $MATH$  using a sequence of rigid motions.
  - 4) Quadrilateral  $MATH$  and quadrilateral  $WXYZ$  are the same shape, but not necessarily the same size.

- 187 The line  $-3x + 4y = 8$  is transformed by a dilation centered at the origin. Which linear equation could represent its image?

- 1)  $y = \frac{4}{3}x + 8$
- 2)  $y = \frac{3}{4}x + 8$
- 3)  $y = -\frac{3}{4}x - 8$
- 4)  $y = -\frac{4}{3}x - 8$

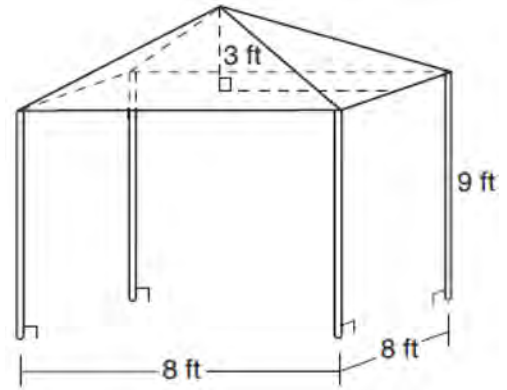
- 188 In right triangle  $ABC$  shown below, point  $D$  is on  $\overline{AB}$  and point  $E$  is on  $\overline{CB}$  such that  $\overline{AC} \parallel \overline{DE}$ .



If  $AB = 15$ ,  $BC = 12$ , and  $EC = 7$ , what is the length of  $\overline{BD}$ ?

- 1) 8.75
- 2) 6.25
- 3) 5
- 4) 4

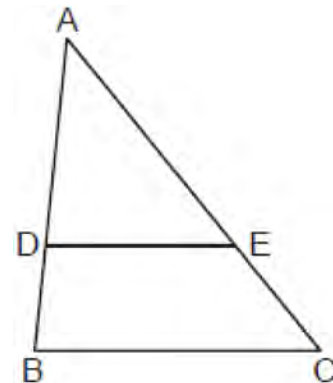
- 189 A vendor is using an 8-ft by 8-ft tent for a craft fair. The legs of the tent are 9 ft tall and the top forms a square pyramid with a height of 3 ft.



What is the volume, in cubic feet, of space the tent occupies?

- 1) 256
- 2) 640
- 3) 672
- 4) 768

- 190 In triangle  $ABC$  below,  $D$  is a point on  $\overline{AB}$  and  $E$  is a point on  $\overline{AC}$ , such that  $\overline{DE} \parallel \overline{BC}$ .

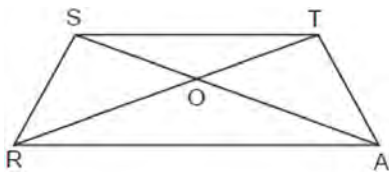


If  $AD = 12$ ,  $DB = 8$ , and  $EC = 10$ , what is the length of  $\overline{AC}$ ?

- 1) 15
- 2) 22
- 3) 24
- 4) 25

- 191 For the acute angles in a right triangle,  $\sin(4x)^\circ = \cos(3x + 13)^\circ$ . What is the number of degrees in the measure of the *smaller* angle?
- 1)  $11^\circ$
  - 2)  $13^\circ$
  - 3)  $44^\circ$
  - 4)  $52^\circ$

- 192 In the diagram below of isosceles trapezoid  $STAR$ , diagonals  $AS$  and  $RT$  intersect at  $O$  and  $ST \parallel RA$ , with nonparallel sides  $SR$  and  $TA$ .



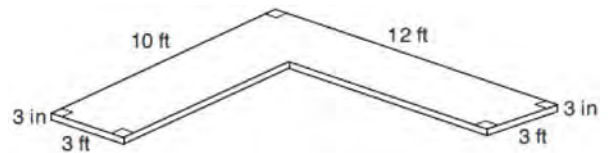
Which pair of triangles are *not* always similar?

- 1)  $\triangle STO$  and  $\triangle ARO$
  - 2)  $\triangle SOR$  and  $\triangle TOA$
  - 3)  $\triangle SRA$  and  $\triangle ATS$
  - 4)  $\triangle SRT$  and  $\triangle TAS$
- 193 What is the volume of a right circular cone that has a height of 7.2 centimeters and a radius of 2.5 centimeters, to the *nearest tenth of a cubic centimeter*?
- 1) 37.7
  - 2) 47.1
  - 3) 113.1
  - 4) 141.4
- 194 Chelsea is sitting 8 feet from the foot of a tree. From where she is sitting, the angle of elevation of her line of sight to the top of the tree is  $36^\circ$ . If her line of sight starts 1.5 feet above ground, how tall is the tree, to the *nearest foot*?
- 1) 8
  - 2) 7
  - 3) 6
  - 4) 4

- 195 In  $\triangle ABC$ , side  $\overline{BC}$  is extended through  $C$  to  $D$ . If  $m\angle A = 30^\circ$  and  $m\angle ACD = 110^\circ$ , what is the longest side of  $\triangle ABC$ ?
- 1)  $\overline{AC}$
  - 2)  $\overline{BC}$
  - 3)  $\overline{AB}$
  - 4)  $\overline{CD}$

- 196 A regular hexagon is rotated about its center. Which degree measure will carry the regular hexagon onto itself?
- 1)  $45^\circ$
  - 2)  $90^\circ$
  - 3)  $120^\circ$
  - 4)  $135^\circ$

- 197 The diagram below models a countertop designed for a kitchen. The countertop is made of solid oak and is 3 inches thick.



If oak weighs approximately 44 pounds per cubic foot, the approximate weight, in pounds, of the countertop is

- 1) 630
  - 2) 730
  - 3) 750
  - 4) 870
- 198 A tent is in the shape of a right pyramid with a square floor. The square floor has side lengths of 8 feet. If the height of the tent at its center is 6 feet, what is the volume of the tent, in cubic feet?
- 1) 48
  - 2) 128
  - 3) 192
  - 4) 384

Geometry Multiple Choice Regents Exam Questions

www.jmap.org

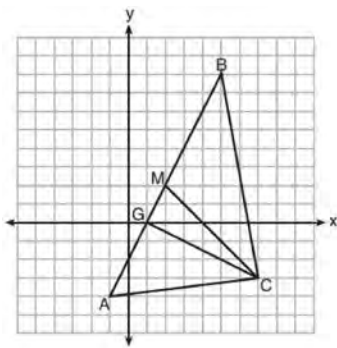
199 The table below shows the population and land area, in square miles, of four counties in New York State at the turn of the century.

| County   | 2000<br>Census Population | 2000<br>Land Area<br>(mi <sup>2</sup> ) |
|----------|---------------------------|---|
| Broome   | 200,536                   | 706.82                                  |
| Dutchess | 280,150                   | 801.59                                  |
| Niagara  | 219,846                   | 522.95                                  |
| Saratoga | 200,635                   | 811.84                                  |

Which county had the greatest population density?

- 1) Broome
- 2) Dutchess
- 3) Niagara
- 4) Saratoga

200 On the set of axes below,  $\triangle ABC$ , altitude  $\overline{CG}$ , and median  $\overline{CM}$  are drawn.



Which expression represents the area of  $\triangle ABC$ ?

- 1)  $\frac{(BC)(AC)}{2}$
- 2)  $\frac{(GC)(BC)}{2}$
- 3)  $\frac{(CM)(AB)}{2}$
- 4)  $\frac{(GC)(AB)}{2}$

201 Which regular polygon has a minimum rotation of  $36^\circ$  about its center that carries the polygon onto itself?

- 1) pentagon
- 2) octagon
- 3) nonagon
- 4) decagon

202 A regular pyramid with a square base is made of solid glass. It has a base area of  $36 \text{ cm}^2$  and a height of 10 cm. If the density of glass is 2.7 grams per cubic centimeter, the mass of the pyramid, in grams, is

- 1) 120
- 2) 324
- 3) 360
- 4) 972

203 In right triangle  $ABC$ ,  $m\angle A = 90^\circ$ ,  $m\angle B = 18^\circ$ , and  $AC = 8$ . To the nearest tenth, the length of  $\overline{BC}$  is

- 1) 2.5
- 2) 8.4
- 3) 24.6
- 4) 25.9



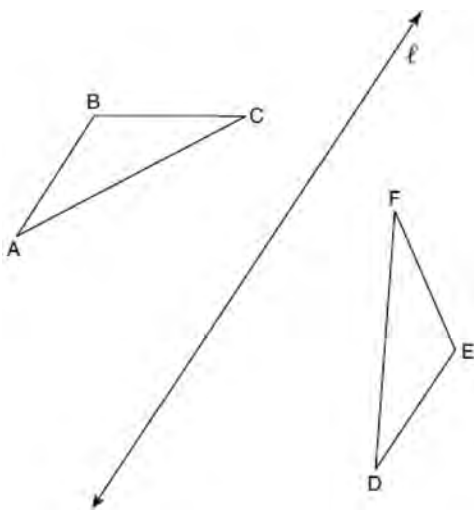
204 A cone has a volume of  $108\pi$  and a base diameter of 12. What is the height of the cone?

- 1) 27
- 2) 9
- 3) 3
- 4) 4

205 In parallelogram  $ABCD$ , diagonals  $\overline{AC}$  and  $\overline{BD}$  intersect at  $E$ . Which statement proves  $ABCD$  is a rectangle?

- 1)  $\overline{AC} \cong \overline{BD}$
- 2)  $\overline{AB} \perp \overline{BD}$
- 3)  $\overline{AC} \perp \overline{BD}$
- 4)  $\overline{AC}$  bisects  $\angle BCD$

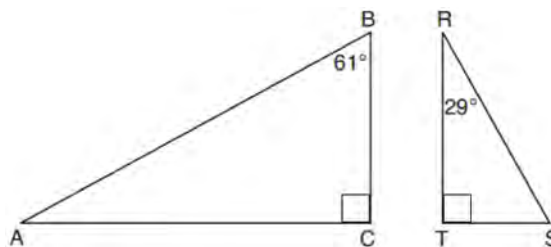
206 In the diagram below,  $\triangle ABC$  is reflected over line  $\ell$  to create  $\triangle DEF$ .



If  $m\angle A = 40^\circ$  and  $m\angle B = 95^\circ$ , what is  $m\angle F$ ?

- 1)  $40^\circ$
- 2)  $45^\circ$
- 3)  $85^\circ$
- 4)  $95^\circ$

207 Given right triangle  $ABC$  with a right angle at  $C$ ,  $m\angle B = 61^\circ$ . Given right triangle  $RST$  with a right angle at  $T$ ,  $m\angle R = 29^\circ$ .



Which proportion in relation to  $\triangle ABC$  and  $\triangle RST$  is *not* correct?

- 1)  $\frac{AB}{RS} = \frac{RT}{AC}$
- 2)  $\frac{BC}{ST} = \frac{AB}{RS}$
- 3)  $\frac{BC}{ST} = \frac{AC}{RT}$
- 4)  $\frac{AB}{AC} = \frac{RS}{RT}$

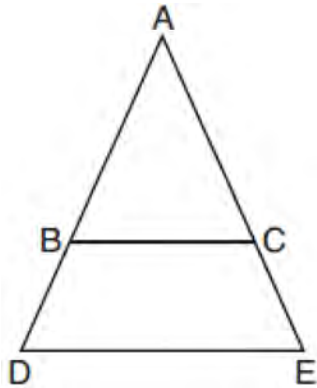
208 If scalene triangle  $XYZ$  is similar to triangle  $QRS$  and  $m\angle X = 90^\circ$ , which equation is always true?

- 1)  $\sin Y = \sin S$
- 2)  $\cos R = \cos Z$
- 3)  $\cos Y = \sin Q$
- 4)  $\sin R = \cos Z$

209 If a rectangle is continuously rotated around one of its sides, what is the three-dimensional figure formed?

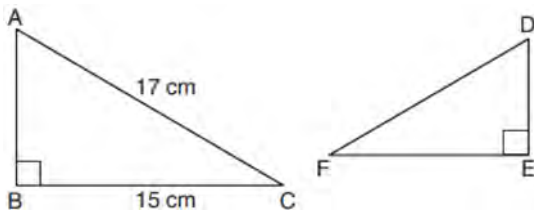
- 1) rectangular prism
- 2) cylinder
- 3) sphere
- 4) cone

- 210 In the diagram below,  $\overline{BC}$  connects points  $B$  and  $C$  on the congruent sides of isosceles triangle  $ADE$ , such that  $\triangle ABC$  is isosceles with vertex angle  $A$ .



If  $AB = 10$ ,  $BD = 5$ , and  $DE = 12$ , what is the length of  $\overline{BC}$ ?

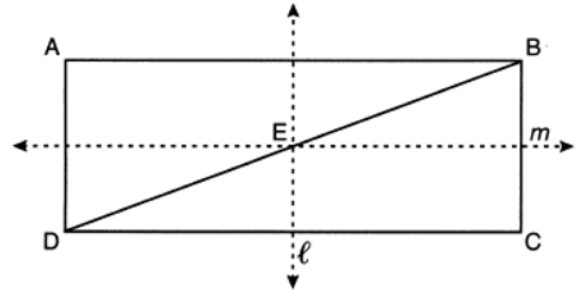
- 1) 6
  - 2) 7
  - 3) 8
  - 4) 9
- 211 Kayla was cutting right triangles from wood to use for an art project. Two of the right triangles she cut are shown below.



If  $\triangle ABC \sim \triangle DEF$ , with right angles  $B$  and  $E$ ,  $BC = 15$  cm, and  $AC = 17$  cm, what is the measure of  $\angle F$ , to the nearest degree?

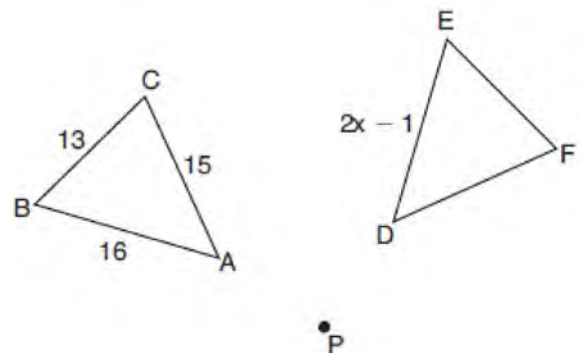
- 1)  $28^\circ$
- 2)  $41^\circ$
- 3)  $62^\circ$
- 4)  $88^\circ$

- 212 In the diagram below,  $ABCD$  is a rectangle, and diagonal  $\overline{BD}$  is drawn. Line  $\ell$ , a vertical line of symmetry, and line  $m$ , a horizontal line of symmetry, intersect at point  $E$ .



Which sequence of transformations will map  $\triangle ABD$  onto  $\triangle CDB$ ?

- 1) a reflection over line  $\ell$  followed by a  $180^\circ$  rotation about point  $E$
  - 2) a reflection over line  $\ell$  followed by a reflection over line  $m$
  - 3) a  $180^\circ$  rotation about point  $B$
  - 4) a reflection over  $\overline{DB}$
- 213 In the diagram below,  $\triangle ABC$  with sides 13, 15, and 16, is mapped onto  $\triangle DEF$  after a clockwise rotation of  $90^\circ$  about point  $P$ .



If  $DE = 2x - 1$ , what is the value of  $x$ ?

- 1) 7
- 2) 7.5
- 3) 8
- 4) 8.5

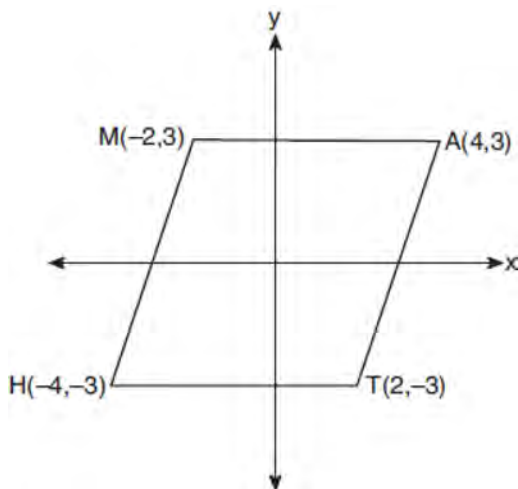
Geometry Multiple Choice Regents Exam Questions

www.jmap.org

- 214 Which quadrilateral has diagonals that are always perpendicular?
- 1) rectangle
  - 2) rhombus
  - 3) trapezoid
  - 4) parallelogram

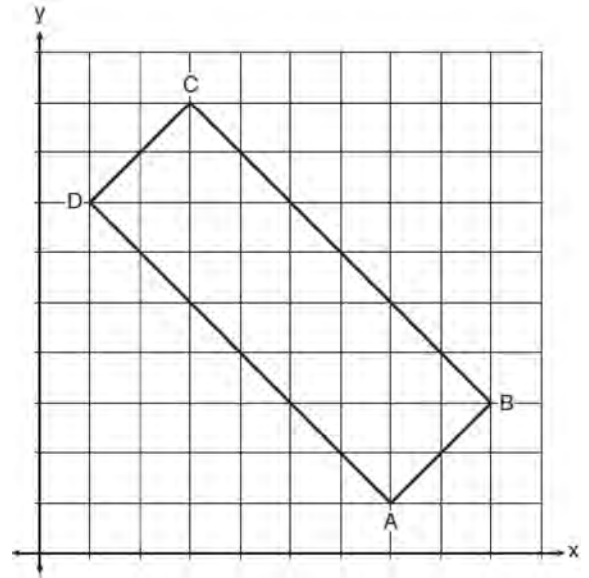
- 215 If the altitudes of a triangle meet at one of the triangle's vertices, then the triangle is
- 1) a right triangle
  - 2) an acute triangle
  - 3) an obtuse triangle
  - 4) an equilateral triangle

- 216 Which transformation carries the parallelogram below onto itself?



- 1) a reflection over  $y = x$
- 2) a reflection over  $y = -x$
- 3) a rotation of  $90^\circ$  counterclockwise about the origin
- 4) a rotation of  $180^\circ$  counterclockwise about the origin

- 217 In the diagram below, rectangle  $ABCD$  has vertices whose coordinates are  $A(7,1)$ ,  $B(9,3)$ ,  $C(3,9)$ , and  $D(1,7)$ .



Which transformation will *not* carry the rectangle onto itself?

- 1) a reflection over the line  $y = x$
- 2) a reflection over the line  $y = -x + 10$
- 3) a rotation of  $180^\circ$  about the point  $(6,6)$
- 4) a rotation of  $180^\circ$  about the point  $(5,5)$

- 218 Which equation represents a line that is perpendicular to the line represented by

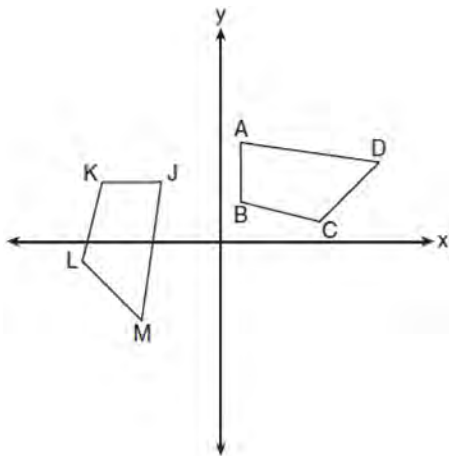
$$y = \frac{2}{3}x + 1?$$

- 1)  $3x + 2y = 12$
- 2)  $3x - 2y = 12$
- 3)  $y = \frac{3}{2}x + 2$
- 4)  $y = -\frac{2}{3}x + 4$

**Geometry Multiple Choice Regents Exam Questions**

- 219 A right cylinder is cut perpendicular to its base. The shape of the cross section is a
- 1) circle
  - 2) cylinder
  - 3) rectangle
  - 4) triangular prism

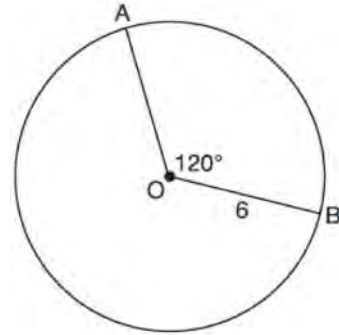
- 220 In the diagram below, a sequence of rigid motions maps  $ABCD$  onto  $JKLM$ .



If  $m\angle A = 82^\circ$ ,  $m\angle B = 104^\circ$ , and  $m\angle L = 121^\circ$ , the measure of  $\angle M$  is

- 1)  $53^\circ$
  - 2)  $82^\circ$
  - 3)  $104^\circ$
  - 4)  $121^\circ$
- 221 Directed line segment  $\overline{DE}$  has endpoints  $D(-4, -2)$  and  $E(1, 8)$ . Point  $F$  divides  $\overline{DE}$  such that  $DF:FE$  is 2:3. What are the coordinates of  $F$ ?
- 1)  $(-3, 0)$
  - 2)  $(-2, 2)$
  - 3)  $(-1, 4)$
  - 4)  $(2, 4)$

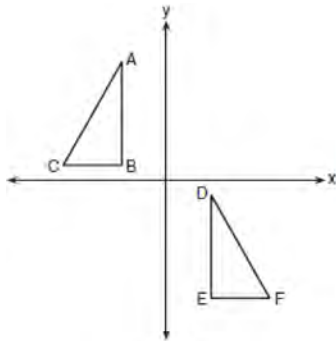
- 222 The diagram below shows circle  $O$  with radii  $\overline{OA}$  and  $\overline{OB}$ . The measure of angle  $AOB$  is  $120^\circ$ , and the length of a radius is 6 inches.



Which expression represents the length of arc  $AB$ , in inches?

- 1)  $\frac{120}{360}(6\pi)$
  - 2)  $120(6)$
  - 3)  $\frac{1}{3}(36\pi)$
  - 4)  $\frac{1}{3}(12\pi)$
- 223 Triangle  $A'B'C'$  is the image of  $\triangle ABC$  after a dilation followed by a translation. Which statement(s) would always be true with respect to this sequence of transformations?
- I.  $\triangle ABC \cong \triangle A'B'C'$
  - II.  $\triangle ABC \sim \triangle A'B'C'$
  - III.  $\overline{AB} \parallel \overline{A'B'}$
  - IV.  $AA' = BB'$
- 1) II, only
  - 2) I and II
  - 3) II and III
  - 4) II, III, and IV

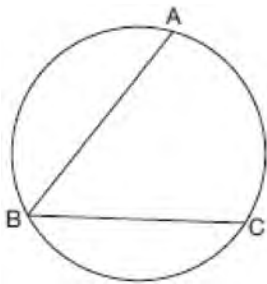
224 In the diagram below,  $\triangle ABC \cong \triangle DEF$ .



Which sequence of transformations maps  $\triangle ABC$  onto  $\triangle DEF$ ?

- 1) a reflection over the  $x$ -axis followed by a translation
- 2) a reflection over the  $y$ -axis followed by a translation
- 3) a rotation of  $180^\circ$  about the origin followed by a translation
- 4) a counterclockwise rotation of  $90^\circ$  about the origin followed by a translation

225 In the diagram below,  $m\widehat{ABC} = 268^\circ$ .



What is the number of degrees in the measure of  $\angle ABC$ ?

- 1)  $134^\circ$
- 2)  $92^\circ$
- 3)  $68^\circ$
- 4)  $46^\circ$

226 Which rotation about its center will carry a regular decagon onto itself?

- 1)  $54^\circ$
- 2)  $162^\circ$
- 3)  $198^\circ$
- 4)  $252^\circ$

227 If  $\sin(2x + 7)^\circ = \cos(4x - 7)^\circ$ , what is the value of  $x$ ?

- 1) 7
- 2) 15
- 3) 21
- 4) 30

228 Quadrilateral  $MATH$  has both pairs of opposite sides congruent and parallel. Which statement about quadrilateral  $MATH$  is always true?

- 1)  $\overline{MT} \cong \overline{AH}$
- 2)  $\overline{MT} \perp \overline{AH}$
- 3)  $\angle MHT \cong \angle ATH$
- 4)  $\angle MAT \cong \angle MHT$

229 What is an equation of a line that is perpendicular to the line whose equation is  $2y = 3x - 10$  and passes through  $(-6, 1)$ ?

- 1)  $y = -\frac{2}{3}x - 5$
- 2)  $y = -\frac{2}{3}x - 3$
- 3)  $y = \frac{2}{3}x + 1$
- 4)  $y = \frac{2}{3}x + 10$

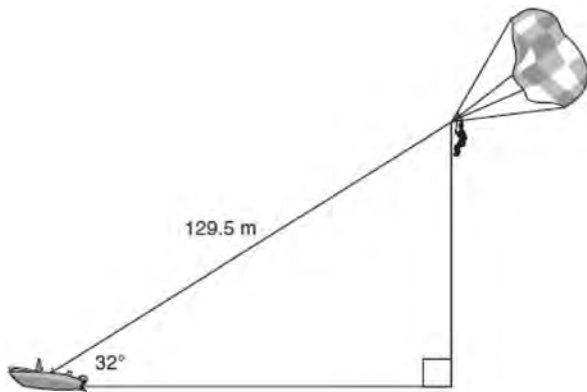
230 The 2010 U.S. Census populations and population densities are shown in the table below.

| State        | Population Density $\left(\frac{\text{people}}{\text{mi}^2}\right)$ | Population in 2010 |
|--------------|---|--------------------|
| Florida      | 350.6   | 18,801,310         |
| Illinois     | 231.1   | 12,830,632         |
| New York     | 411.2   | 19,378,102         |
| Pennsylvania | 283.9   | 12,702,379         |

Based on the table above, which list has the states' areas, in square miles, in order from largest to smallest?

- |   |   |
|---|---|
| 1) Illinois, Florida, New York,<br>Pennsylvania | 3) New York, Florida, Pennsylvania,<br>Illinois |
| 2) New York, Florida, Illinois,<br>Pennsylvania | 4) Pennsylvania, New York, Florida,<br>Illinois |

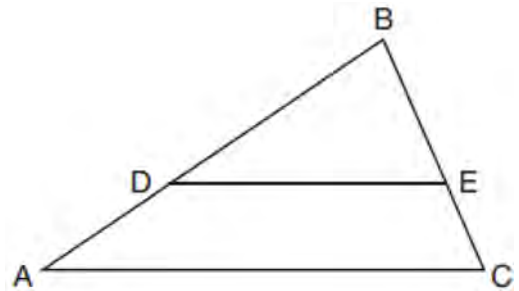
231 A man was parasailing above a lake at an angle of elevation of  $32^\circ$  from a boat, as modeled in the diagram below.



If 129.5 meters of cable connected the boat to the parasail, approximately how many meters above the lake was the man?

- 1) 68.6
- 2) 80.9
- 3) 109.8
- 4) 244.4

232 In triangle  $ABC$ , points  $D$  and  $E$  are on sides  $\overline{AB}$  and  $\overline{BC}$ , respectively, such that  $\overline{DE} \parallel \overline{AC}$ , and  $AD:DB = 3:5$ .



If  $DB = 6.3$  and  $AC = 9.4$ , what is the length of  $\overline{DE}$ , to the nearest tenth?

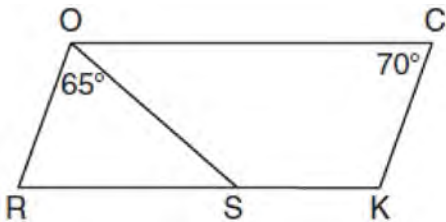
- 1) 3.8
- 2) 5.6
- 3) 5.9
- 4) 15.7

233 A farmer has 64 feet of fence to enclose a rectangular vegetable garden. Which dimensions would result in the biggest area for this garden?

- 1) the length and the width are equal
- 2) the length is 2 more than the width
- 3) the length is 4 more than the width
- 4) the length is 6 more than the width

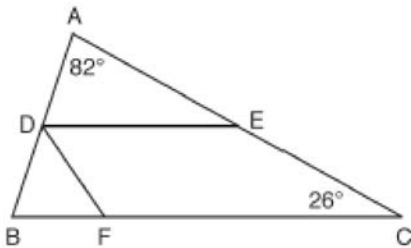
- 234 Given square  $RSTV$ , where  $RS = 9$  cm. If square  $RSTV$  is dilated by a scale factor of 3 about a given center, what is the perimeter, in centimeters, of the image of  $RSTV$  after the dilation?
- 1) 12
  - 2) 27
  - 3) 36
  - 4) 108

- 235 In the diagram below of parallelogram  $ROCK$ ,  $m\angle C$  is  $70^\circ$  and  $m\angle ROS$  is  $65^\circ$ .



What is  $m\angle KSO$ ?

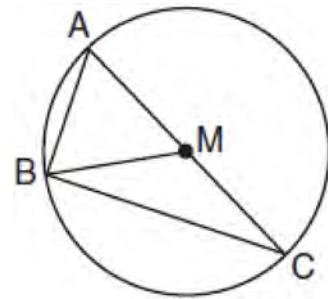
- 1)  $45^\circ$
  - 2)  $110^\circ$
  - 3)  $115^\circ$
  - 4)  $135^\circ$
- 236 In the diagram below,  $\overline{DE}$  divides  $\overline{AB}$  and  $\overline{AC}$  proportionally,  $m\angle C = 26^\circ$ ,  $m\angle A = 82^\circ$ , and  $\overline{DF}$  bisects  $\angle BDE$ .



The measure of angle  $DFB$  is

- 1)  $36^\circ$
- 2)  $54^\circ$
- 3)  $72^\circ$
- 4)  $82^\circ$

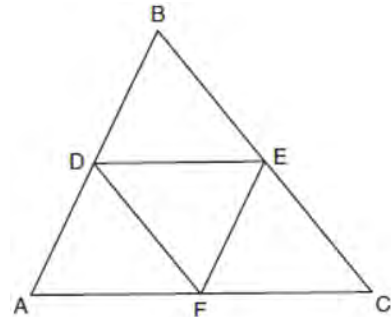
- 237 In circle  $M$  below, diameter  $\overline{AC}$ , chords  $\overline{AB}$  and  $\overline{BC}$ , and radius  $\overline{MB}$  are drawn.



Which statement is *not* true?

- 1)  $\triangle ABC$  is a right triangle.
- 2)  $\triangle ABM$  is isosceles.
- 3)  $m\widehat{BC} = m\angle BMC$
- 4)  $m\widehat{AB} = \frac{1}{2} m\angle ACB$

- 238 In the diagram below,  $\overline{DE}$ ,  $\overline{DF}$ , and  $\overline{EF}$  are midsegments of  $\triangle ABC$ .



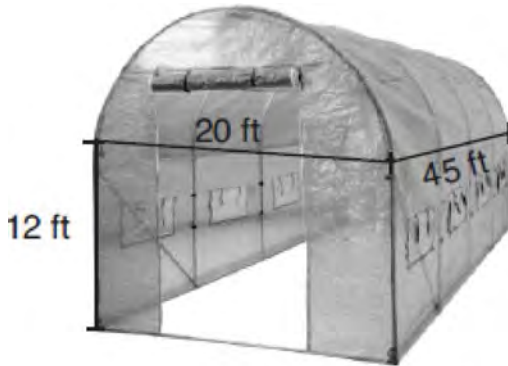
The perimeter of quadrilateral  $ADEF$  is equivalent to

- 1)  $AB + BC + AC$
- 2)  $\frac{1}{2} AB + \frac{1}{2} AC$
- 3)  $2AB + 2AC$
- 4)  $AB + AC$

Geometry Multiple Choice Regents Exam Questions

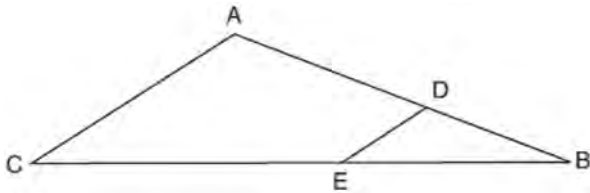
www.jmap.org

- 239 The greenhouse pictured below can be modeled as a rectangular prism with a half-cylinder on top. The rectangular prism is 20 feet wide, 12 feet high, and 45 feet long. The half-cylinder has a diameter of 20 feet.



To the *nearest cubic foot*, what is the volume of the greenhouse?

- 1) 17,869
  - 2) 24,937
  - 3) 39,074
  - 4) 67,349
- 240 In the diagram of  $\triangle ABC$  below, points  $D$  and  $E$  are on sides  $AB$  and  $CB$  respectively, such that  $DE \parallel AC$ .

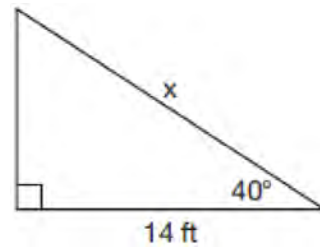


If  $EB$  is 3 more than  $DB$ ,  $AB = 14$ , and  $CB = 21$ , what is the length of  $AD$ ?

- 1) 6
- 2) 8
- 3) 9
- 4) 12

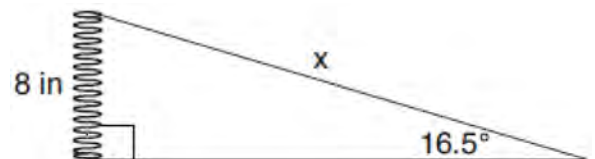
- 241 In the two distinct acute triangles  $ABC$  and  $DEF$ ,  $\angle B \cong \angle E$ . Triangles  $ABC$  and  $DEF$  are congruent when there is a sequence of rigid motions that maps
- 1)  $\angle A$  onto  $\angle D$ , and  $\angle C$  onto  $\angle F$
  - 2)  $\overline{AC}$  onto  $\overline{DF}$ , and  $\overline{BC}$  onto  $\overline{EF}$
  - 3)  $\angle C$  onto  $\angle F$ , and  $\overline{BC}$  onto  $\overline{EF}$
  - 4) point  $A$  onto point  $D$ , and  $\overline{AB}$  onto  $\overline{DE}$

- 242 Given the right triangle in the diagram below, what is the value of  $x$ , to the *nearest foot*?



- 1) 11
- 2) 17
- 3) 18
- 4) 22

- 243 Yolanda is making a springboard to use for gymnastics. She has 8-inch-tall springs and wants to form a  $16.5^\circ$  angle with the base, as modeled in the diagram below.

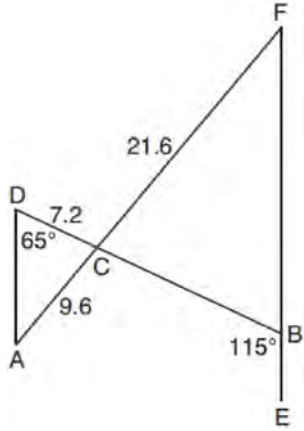


To the *nearest tenth of an inch*, what will be the length of the springboard,  $x$ ?

- 1) 2.3
- 2) 8.3
- 3) 27.0
- 4) 28.2

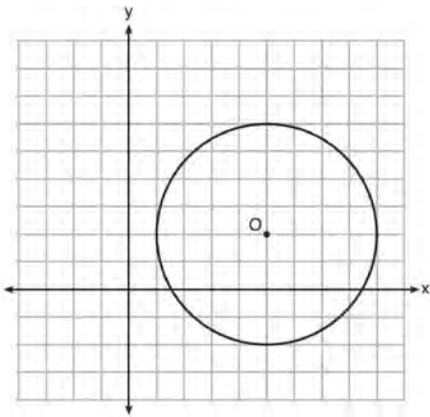


- 244 In the diagram below,  $\overline{AF}$ , and  $\overline{DB}$  intersect at  $C$ , and  $\overline{AD}$  and  $\overline{FBE}$  are drawn such that  $m\angle D = 65^\circ$ ,  $m\angle CBE = 115^\circ$ ,  $DC = 7.2$ ,  $AC = 9.6$ , and  $FC = 21.6$ .



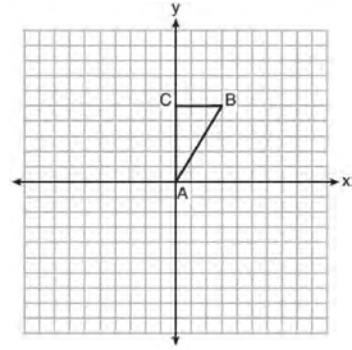
What is the length of  $\overline{CB}$ ?

- 1) 3.2
  - 2) 4.8
  - 3) 16.2
  - 4) 19.2
- 245 What is an equation of circle  $O$  shown in the graph below?

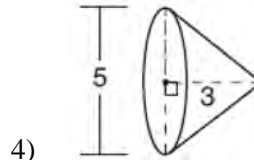
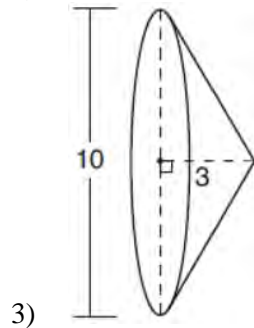
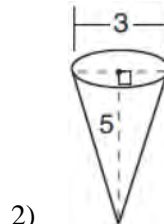
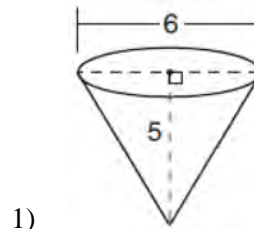


- 1)  $x^2 + 10x + y^2 + 4y = -13$
- 2)  $x^2 - 10x + y^2 - 4y = -13$
- 3)  $x^2 + 10x + y^2 + 4y = -25$
- 4)  $x^2 - 10x + y^2 - 4y = -25$


- 246 Triangle  $ABC$ , with vertices at  $A(0,0)$ ,  $B(3,5)$ , and  $C(0,5)$ , is graphed on the set of axes shown below.



Which figure is formed when  $\triangle ABC$  is rotated continuously about  $\overline{BC}$ ?



- 247 To build a handicapped-access ramp, the building code states that for every 1 inch of vertical rise in height, the ramp must extend out 12 inches horizontally, as shown in the diagram below.



What is the angle of inclination,  $x$ , of this ramp, to the nearest hundredth of a degree?

- 1) 4.76
  - 2) 4.78
  - 3) 85.22
  - 4) 85.24
- 248 Given  $\triangle ABC \cong \triangle DEF$ , which statement is *not* always true?
- 1)  $\overline{BC} \cong \overline{DF}$
  - 2)  $m\angle A = m\angle D$
  - 3) area of  $\triangle ABC =$  area of  $\triangle DEF$
  - 4) perimeter of  $\triangle ABC =$  perimeter of  $\triangle DEF$

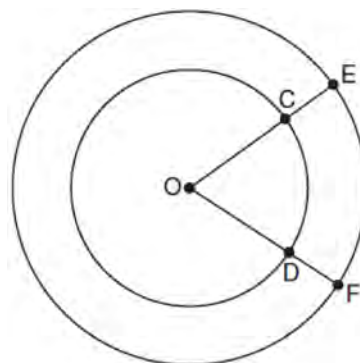
- 249 The equation of a circle is  $x^2 + y^2 - 6y + 1 = 0$ . What are the coordinates of the center and the length of the radius of this circle?

- 1) center  $(0, 3)$  and radius  $= 2\sqrt{2}$
- 2) center  $(0, -3)$  and radius  $= 2\sqrt{2}$
- 3) center  $(0, 6)$  and radius  $= \sqrt{35}$
- 4) center  $(0, -6)$  and radius  $= \sqrt{35}$

- 250 In circle  $O$ , secants  $\overline{ADB}$  and  $\overline{AEC}$  are drawn from external point  $A$  such that points  $D, B, E,$  and  $C$  are on circle  $O$ . If  $AD = 8$ ,  $AE = 6$ , and  $EC$  is 12 more than  $BD$ , the length of  $\overline{BD}$  is

- 1) 6
- 2) 22
- 3) 36
- 4) 48

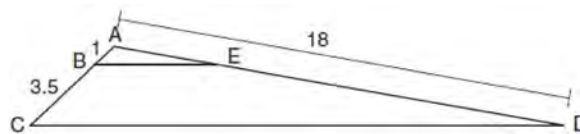
- 251 In the diagram below, two concentric circles with center  $O$ , and radii  $\overline{OC}$ ,  $\overline{OD}$ ,  $\overline{OE}$ , and  $\overline{OF}$  are drawn.



If  $OC = 4$  and  $OE = 6$ , which relationship between the length of arc  $EF$  and the length of arc  $CD$  is always true?

- 1) The length of arc  $EF$  is 2 units longer than the length of arc  $CD$ .
- 2) The length of arc  $EF$  is 4 units longer than the length of arc  $CD$ .
- 3) The length of arc  $EF$  is 1.5 times the length of arc  $CD$ .
- 4) The length of arc  $EF$  is 2.0 times the length of arc  $CD$ .

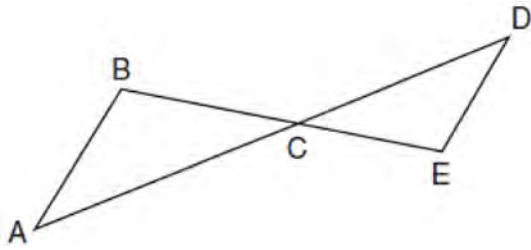
- 252 In the diagram below, triangle  $ACD$  has points  $B$  and  $E$  on sides  $AC$  and  $AD$ , respectively, such that  $\overline{BE} \parallel \overline{CD}$ ,  $AB = 1$ ,  $BC = 3.5$ , and  $AD = 18$ .



What is the length of  $\overline{AE}$ , to the nearest tenth?

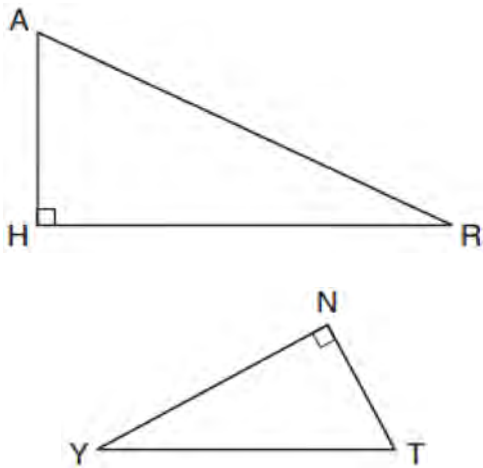
- 1) 14.0
- 2) 5.1
- 3) 3.3
- 4) 4.0

- 253 In the diagram below,  $\overline{AD}$  intersects  $\overline{BE}$  at  $C$ , and  $\overline{AB} \parallel \overline{DE}$ .



If  $CD = 6.6$  cm,  $DE = 3.4$  cm,  $CE = 4.2$  cm, and  $BC = 5.25$  cm, what is the length of  $\overline{AC}$ , to the nearest hundredth of a centimeter?

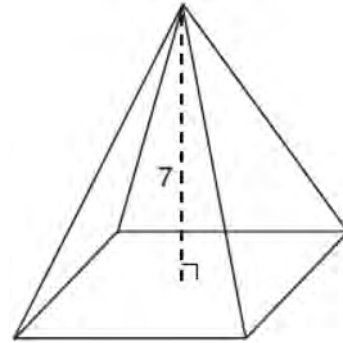
- 1) 2.70
  - 2) 3.34
  - 3) 5.28
  - 4) 8.25
- 254 In the diagram below of  $\triangle HAR$  and  $\triangle NTY$ , angles  $H$  and  $N$  are right angles, and  $\triangle HAR \sim \triangle NTY$ .



If  $AR = 13$  and  $HR = 12$ , what is the measure of angle  $Y$ , to the nearest degree?

- 1)  $23^\circ$
- 2)  $25^\circ$
- 3)  $65^\circ$
- 4)  $67^\circ$

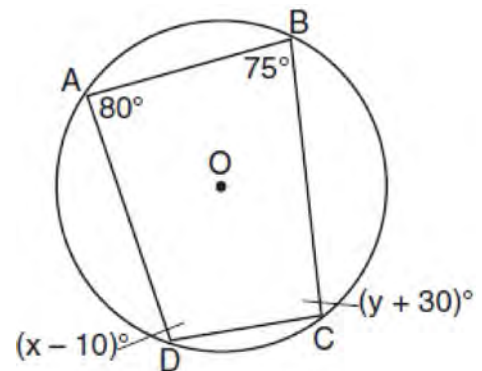
- 255 The pyramid shown below has a square base, a height of 7, and a volume of 84.



What is the length of the side of the base?

- 1) 6
- 2) 12
- 3) 18
- 4) 36

- 256 Quadrilateral  $ABCD$  is inscribed in circle  $O$ , as shown below.



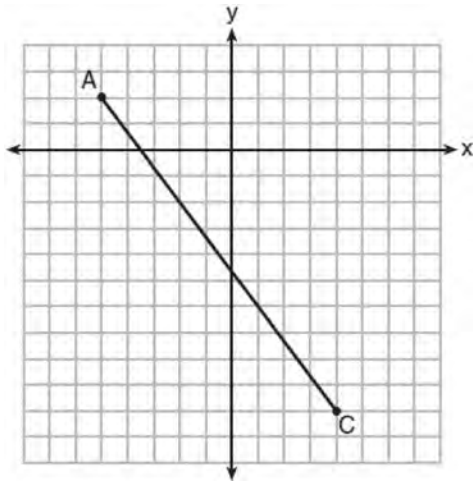
If  $m\angle A = 80^\circ$ ,  $m\angle B = 75^\circ$ ,  $m\angle C = (y + 30)^\circ$ , and  $m\angle D = (x - 10)^\circ$ , which statement is true?

- 1)  $x = 85$  and  $y = 50$
- 2)  $x = 90$  and  $y = 45$
- 3)  $x = 110$  and  $y = 75$
- 4)  $x = 115$  and  $y = 70$

Geometry Multiple Choice Regents Exam Questions

www.jmap.org

- 257 In the diagram below,  $\overline{AC}$  has endpoints with coordinates  $A(-5,2)$  and  $C(4,-10)$ .



If  $B$  is a point on  $\overline{AC}$  and  $AB:BC = 1:2$ , what are the coordinates of  $B$ ?

- 1)  $(-2, -2)$
  - 2)  $(-\frac{1}{2}, -4)$
  - 3)  $(0, -\frac{14}{3})$
  - 4)  $(1, -6)$
- 258 The coordinates of the endpoints of directed line segment  $ABC$  are  $A(-8,7)$  and  $C(7,-13)$ . If  $AB:BC = 3:2$ , the coordinates of  $B$  are
- 1)  $(1, -5)$
  - 2)  $(-2, -1)$
  - 3)  $(-3, 0)$
  - 4)  $(3, -6)$
- 259 The equation of a circle is  $x^2 + y^2 - 6x + 2y = 6$ . What are the coordinates of the center and the length of the radius of the circle?
- 1) center  $(-3, 1)$  and radius 4
  - 2) center  $(3, -1)$  and radius 4
  - 3) center  $(-3, 1)$  and radius 16
  - 4) center  $(3, -1)$  and radius 16

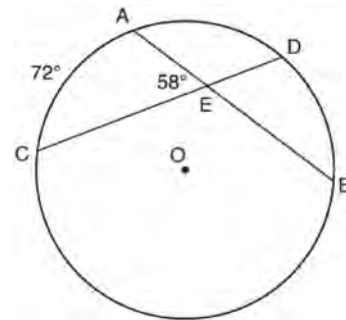
- 260 The line represented by the equation  $4y = 3x + 7$  is transformed by a dilation centered at the origin. Which linear equation could represent its image?

- 1)  $3x - 4y = 9$
- 2)  $3x + 4y = 9$
- 3)  $4x - 3y = 9$
- 4)  $4x + 3y = 9$

- 261 Which transformation would *not* carry a square onto itself?

- 1) a reflection over one of its diagonals
- 2) a  $90^\circ$  rotation clockwise about its center
- 3) a  $180^\circ$  rotation about one of its vertices
- 4) a reflection over the perpendicular bisector of one side

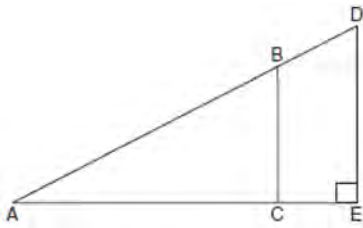
- 262 In the diagram below of circle  $O$ , chords  $\overline{AB}$  and  $\overline{CD}$  intersect at  $E$ .



If  $m\widehat{AC} = 72^\circ$  and  $m\angle AEC = 58^\circ$ , how many degrees are in  $m\widehat{DB}$ ?

- 1)  $108^\circ$
- 2)  $65^\circ$
- 3)  $44^\circ$
- 4)  $14^\circ$

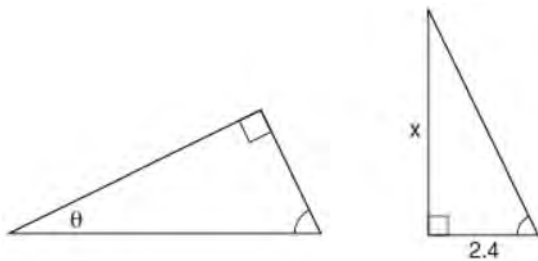
- 263 In the diagram of right triangle  $ADE$  below,  $\overline{BC} \parallel \overline{DE}$ .



Which ratio is always equivalent to the sine of  $\angle A$ ?

- 1)  $\frac{AD}{DE}$
- 2)  $\frac{AE}{AD}$
- 3)  $\frac{BC}{AB}$
- 4)  $\frac{AB}{AC}$

- 264 The diagram below shows two similar triangles.



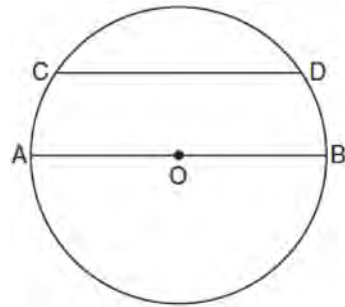
If  $\tan \theta = \frac{3}{7}$ , what is the value of  $x$ , to the nearest tenth?

- 1) 1.2
- 2) 5.6
- 3) 7.6
- 4) 8.8

- 265 A two-dimensional cross section is taken of a three-dimensional object. If this cross section is a triangle, what can *not* be the three-dimensional object?

- 1) cone
- 2) cylinder
- 3) pyramid
- 4) rectangular prism

- 266 In the diagram below of circle  $O$ , chord  $\overline{CD}$  is parallel to diameter  $\overline{AOB}$  and  $m\widehat{CD} = 130$ .



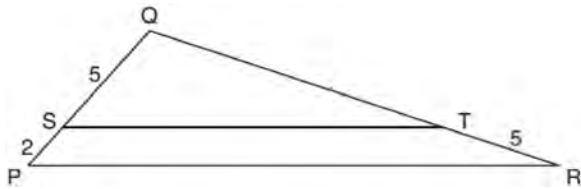
What is  $m\widehat{AC}$ ?

- 1) 25
- 2) 50
- 3) 65
- 4) 115

- 267 In a circle with a diameter of 32, the area of a sector is  $\frac{512\pi}{3}$ . The measure of the angle of the sector, in radians, is

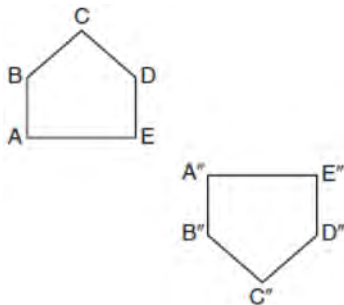
- 1)  $\frac{\pi}{3}$
- 2)  $\frac{4\pi}{3}$
- 3)  $\frac{16\pi}{3}$
- 4)  $\frac{64\pi}{3}$

- 268 In the diagram below of  $\triangle PQR$ ,  $\overline{ST}$  is drawn parallel to  $\overline{PR}$ ,  $PS = 2$ ,  $SQ = 5$ , and  $TR = 5$ .



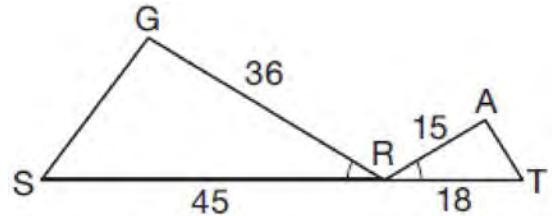
What is the length of  $\overline{QR}$ ?

- 1) 7
  - 2) 2
  - 3)  $12\frac{1}{2}$
  - 4)  $17\frac{1}{2}$
- 269 Identify which sequence of transformations could map pentagon  $ABCDE$  onto pentagon  $A''B''C''D''E''$ , as shown below.



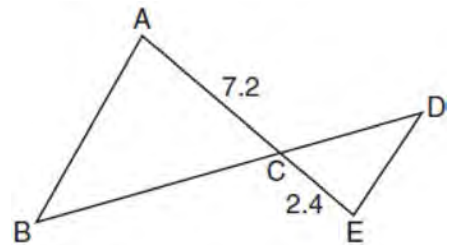
- 1) dilation followed by a rotation
  - 2) translation followed by a rotation
  - 3) line reflection followed by a translation
  - 4) line reflection followed by a line reflection
- 270 If  $ABCD$  is a parallelogram, which statement would prove that  $ABCD$  is a rhombus?
- 1)  $\overline{ABC} \cong \overline{CDA}$
  - 2)  $\overline{AC} \cong \overline{BD}$
  - 3)  $\overline{AC} \perp \overline{BD}$
  - 4)  $\overline{AB} \perp \overline{CD}$

- 271 In the diagram below,  $\angle GRS \cong \angle ART$ ,  $GR = 36$ ,  $SR = 45$ ,  $AR = 15$ , and  $RT = 18$ .



Which triangle similarity statement is correct?

- 1)  $\triangle GRS \sim \triangle ART$  by AA.
  - 2)  $\triangle GRS \sim \triangle ART$  by SAS.
  - 3)  $\triangle GRS \sim \triangle ART$  by SSS.
  - 4)  $\triangle GRS$  is not similar to  $\triangle ART$ .
- 272 In the diagram below,  $AC = 7.2$  and  $CE = 2.4$ .



Which statement is *not* sufficient to prove  $\triangle ABC \sim \triangle EDC$ ?

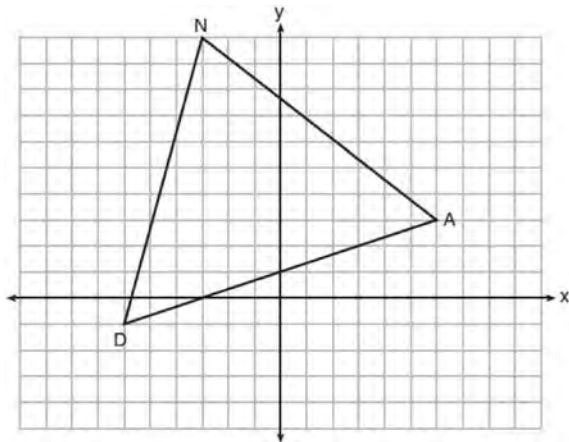
- 1)  $\overline{AB} \parallel \overline{ED}$
  - 2)  $DE = 2.7$  and  $AB = 8.1$
  - 3)  $CD = 3.6$  and  $BC = 10.8$
  - 4)  $DE = 3.0$ ,  $AB = 9.0$ ,  $CD = 2.9$ , and  $BC = 8.7$
- 273 A plane intersects a hexagonal prism. The plane is perpendicular to the base of the prism. Which two-dimensional figure is the cross section of the plane intersecting the prism?

- 1) triangle
- 2) trapezoid
- 3) hexagon
- 4) rectangle

Geometry Multiple Choice Regents Exam Questions

www.jmap.org

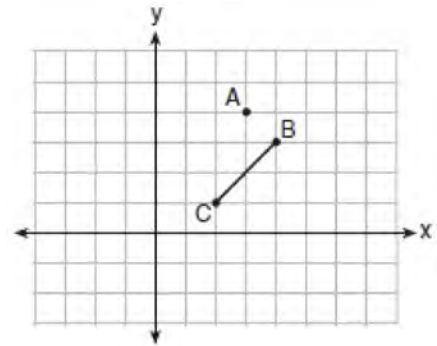
- 274 Triangle  $DAN$  is graphed on the set of axes below. The vertices of  $\triangle DAN$  have coordinates  $D(-6,-1)$ ,  $A(6,3)$ , and  $N(-3,10)$ .



What is the area of  $\triangle DAN$ ?

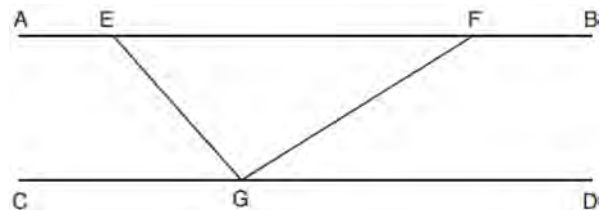
- 1) 60
  - 2) 120
  - 3)  $20\sqrt{13}$
  - 4)  $40\sqrt{13}$
- 275 A parallelogram must be a rhombus if its diagonals
- 1) are congruent
  - 2) bisect each other
  - 3) do not bisect its angles
  - 4) are perpendicular to each other
- 276 The base of a pyramid is a rectangle with a width of 4.6 cm and a length of 9 cm. What is the height, in centimeters, of the pyramid if its volume is  $82.8 \text{ cm}^3$ ?
- 1) 6
  - 2) 2
  - 3) 9
  - 4) 18

- 277 On the graph below, point  $A(3,4)$  and  $\overline{BC}$  with coordinates  $B(4,3)$  and  $C(2,1)$  are graphed.



What are the coordinates of  $B'$  and  $C'$  after  $\overline{BC}$  undergoes a dilation centered at point  $A$  with a scale factor of 2?

- 1)  $B'(5,2)$  and  $C'(1,-2)$
  - 2)  $B'(6,1)$  and  $C'(0,-1)$
  - 3)  $B'(5,0)$  and  $C'(1,-2)$
  - 4)  $B'(5,2)$  and  $C'(3,0)$
- 278 In the diagram below,  $\overline{AEFB} \parallel \overline{CGD}$ , and  $\overline{GE}$  and  $\overline{GF}$  are drawn.

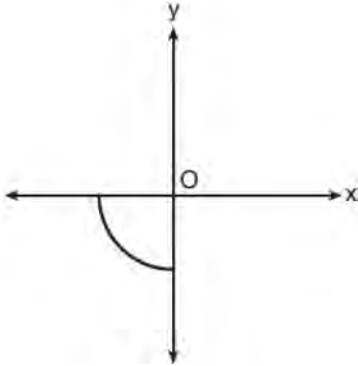


If  $m\angle EFG = 32^\circ$  and  $m\angle AEG = 137^\circ$ , what is  $m\angle EGF$ ?

- 1)  $11^\circ$
- 2)  $43^\circ$
- 3)  $75^\circ$
- 4)  $105^\circ$

- 279 A regular decagon is rotated  $n$  degrees about its center, carrying the decagon onto itself. The value of  $n$  could be
- 1)  $10^\circ$
  - 2)  $150^\circ$
  - 3)  $225^\circ$
  - 4)  $252^\circ$

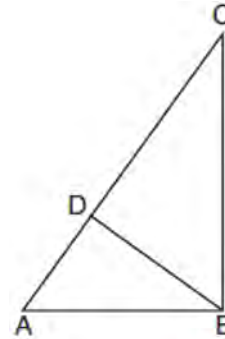
- 280 Circle  $O$  is centered at the origin. In the diagram below, a quarter of circle  $O$  is graphed.



Which three-dimensional figure is generated when the quarter circle is continuously rotated about the  $y$ -axis?

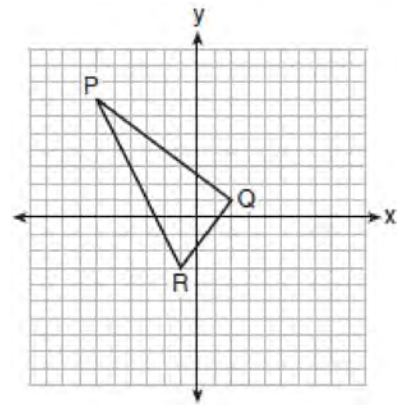
- 1) cone
  - 2) sphere
  - 3) cylinder
  - 4) hemisphere
- 281 Which set of statements would describe a parallelogram that can always be classified as a rhombus?
- I. Diagonals are perpendicular bisectors of each other.
  - II. Diagonals bisect the angles from which they are drawn.
  - III. Diagonals form four congruent isosceles right triangles.
- 1) I and II
  - 2) I and III
  - 3) II and III
  - 4) I, II, and III

- 282 In the accompanying diagram of right triangle  $ABC$ , altitude  $\overline{BD}$  is drawn to hypotenuse  $\overline{AC}$ .



Which statement must always be true?

- 1)  $\frac{AD}{AB} = \frac{BC}{AC}$
  - 2)  $\frac{AD}{AB} = \frac{AB}{AC}$
  - 3)  $\frac{BD}{BC} = \frac{AB}{AD}$
  - 4)  $\frac{AB}{BC} = \frac{BD}{AC}$
- 283 On the set of axes below, the vertices of  $\triangle PQR$  have coordinates  $P(-6,7)$ ,  $Q(2,1)$ , and  $R(-1,-3)$ .



What is the area of  $\triangle PQR$ ?

- 1) 10
- 2) 20
- 3) 25
- 4) 50



Geometry Multiple Choice Regents Exam Questions

www.jmap.org

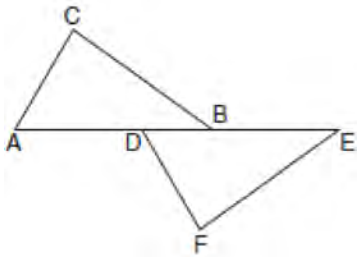
284 In a right triangle, the acute angles have the relationship  $\sin(2x + 4) = \cos(46)$ . What is the value of  $x$ ?

- 1) 20
- 2) 21
- 3) 24
- 4) 25

285 Line segment  $RW$  has endpoints  $R(-4,5)$  and  $W(6,20)$ . Point  $P$  is on  $RW$  such that  $RP:PW$  is 2:3. What are the coordinates of point  $P$ ?

- 1) (2,9)
- 2) (0,11)
- 3) (2,14)
- 4) (10,2)

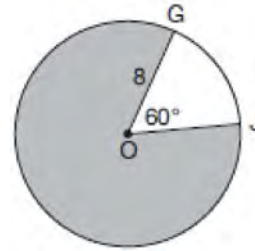
286 Kelly is completing a proof based on the figure below.



She was given that  $\angle A \cong \angle EDF$ , and has already proven  $\overline{AB} \cong \overline{DE}$ . Which pair of corresponding parts and triangle congruency method would *not* prove  $\triangle ABC \cong \triangle DEF$ ?

- 1)  $\overline{AC} \cong \overline{DF}$  and SAS
- 2)  $\overline{BC} \cong \overline{EF}$  and SAS
- 3)  $\angle C \cong \angle F$  and AAS
- 4)  $\angle CBA \cong \angle FED$  and ASA

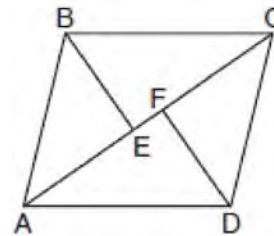
287 In the diagram below of circle  $O$ ,  $GO = 8$  and  $m\angle GOJ = 60^\circ$ .



What is the area, in terms of  $\pi$ , of the shaded region?

- 1)  $\frac{4\pi}{3}$
- 2)  $\frac{20\pi}{3}$
- 3)  $\frac{32\pi}{3}$
- 4)  $\frac{160\pi}{3}$

288 In the diagram below, if  $\triangle ABE \cong \triangle CDF$  and  $\overline{AEFC}$  is drawn, then it could be proven that quadrilateral  $ABCD$  is a

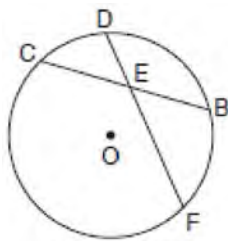


- 1) square
- 2) rhombus
- 3) rectangle
- 4) parallelogram

Geometry Multiple Choice Regents Exam Questions

www.jmap.org

- 289 In the diagram below of circle  $O$ , chord  $\overline{DF}$  bisects chord  $\overline{BC}$  at  $E$ .



If  $BC = 12$  and  $FE$  is 5 more than  $DE$ , then  $FE$  is

- 1) 13
  - 2) 9
  - 3) 6
  - 4) 4
- 290 The coordinates of the endpoints of  $\overline{AB}$  are  $A(-8,-2)$  and  $B(16,6)$ . Point  $P$  is on  $\overline{AB}$ . What are the coordinates of point  $P$ , such that  $AP:PB$  is 3:5?
- 1) (1,1)
  - 2) (7,3)
  - 3) (9.6,3.6)
  - 4) (6.4,2.8)
- 291 In right triangle  $ABC$ ,  $m\angle A = 32^\circ$ ,  $m\angle B = 90^\circ$ , and  $AC = 6.2$  cm. What is the length of  $\overline{BC}$ , to the nearest tenth of a centimeter?
- 1) 3.3
  - 2) 3.9
  - 3) 5.3
  - 4) 11.7
- 292 Rhombus  $STAR$  has vertices  $S(-1,2)$ ,  $T(2,3)$ ,  $A(3,0)$ , and  $R(0,-1)$ . What is the perimeter of rhombus  $STAR$ ?
- 1)  $\sqrt{34}$
  - 2)  $4\sqrt{34}$
  - 3)  $\sqrt{10}$
  - 4)  $4\sqrt{10}$

- 293 Which equation represents the line that passes through the point  $(-2,2)$  and is parallel to

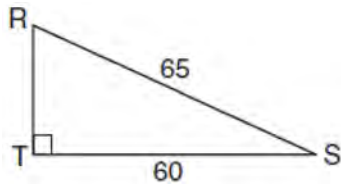
$$y = \frac{1}{2}x + 8?$$

- 1)  $y = \frac{1}{2}x$
  - 2)  $y = -2x - 3$
  - 3)  $y = \frac{1}{2}x + 3$
  - 4)  $y = -2x + 3$
- 294 The vertices of  $\triangle PQR$  have coordinates  $P(2,3)$ ,  $Q(3,8)$ , and  $R(7,3)$ . Under which transformation of  $\triangle PQR$  are distance and angle measure preserved?
- 1)  $(x,y) \rightarrow (2x,3y)$
  - 2)  $(x,y) \rightarrow (x+2,3y)$
  - 3)  $(x,y) \rightarrow (2x,y+3)$
  - 4)  $(x,y) \rightarrow (x+2,y+3)$
- 295 Parallelogram  $ABCD$  has coordinates  $A(0,7)$  and  $C(2,1)$ . Which statement would prove that  $ABCD$  is a rhombus?
- 1) The midpoint of  $\overline{AC}$  is  $(1,4)$ .
  - 2) The length of  $\overline{BD}$  is  $\sqrt{40}$ .
  - 3) The slope of  $\overline{BD}$  is  $\frac{1}{3}$ .
  - 4) The slope of  $\overline{AB}$  is  $\frac{1}{3}$ .
- 296 Point  $Q$  is on  $\overline{MN}$  such that  $MQ:QN = 2:3$ . If  $M$  has coordinates  $(3,5)$  and  $N$  has coordinates  $(8,-5)$ , the coordinates of  $Q$  are
- 1) (5,1)
  - 2) (5,0)
  - 3) (6,-1)
  - 4) (6,0)

Geometry Multiple Choice Regents Exam Questions

www.jmap.org

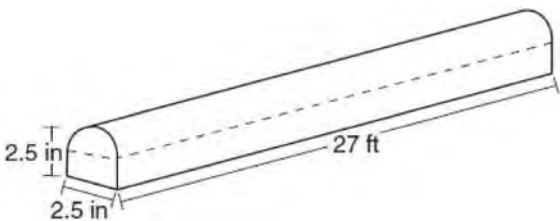
- 297 In the diagram of  $\triangle RST$  below,  $m\angle T = 90^\circ$ ,  $RS = 65$ , and  $ST = 60$ .



What is the measure of  $\angle S$ , to the nearest degree?

- 1)  $23^\circ$
  - 2)  $43^\circ$
  - 3)  $47^\circ$
  - 4)  $67^\circ$
- 298 A circle whose center is the origin passes through the point  $(-5, 12)$ . Which point also lies on this circle?
- 1)  $(10, 3)$
  - 2)  $(-12, 13)$
  - 3)  $(11, 2\sqrt{12})$
  - 4)  $(-8, 5\sqrt{21})$

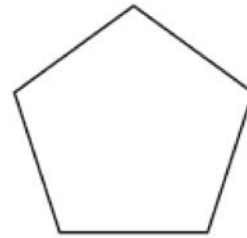
- 299 A fabricator is hired to make a 27-foot-long solid metal railing for the stairs at the local library. The railing is modeled by the diagram below. The railing is 2.5 inches high and 2.5 inches wide and is comprised of a rectangular prism and a half-cylinder.



How much metal, to the nearest cubic inch, will the railing contain?

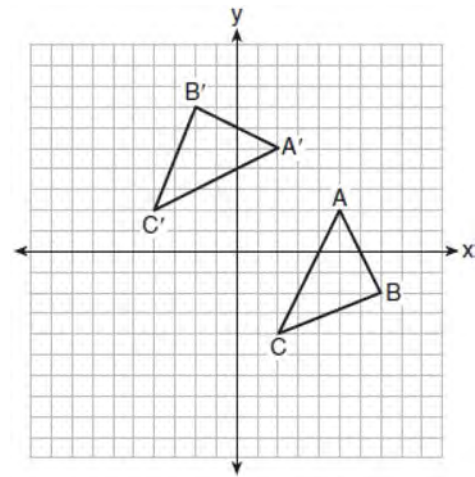
- 1) 151
- 2) 795
- 3) 1808
- 4) 2025

- 300 The regular polygon below is rotated about its center.



Which angle of rotation will carry the figure onto itself?

- 1)  $60^\circ$
  - 2)  $108^\circ$
  - 3)  $216^\circ$
  - 4)  $540^\circ$
- 301 The graph below shows two congruent triangles,  $ABC$  and  $A'B'C'$ .

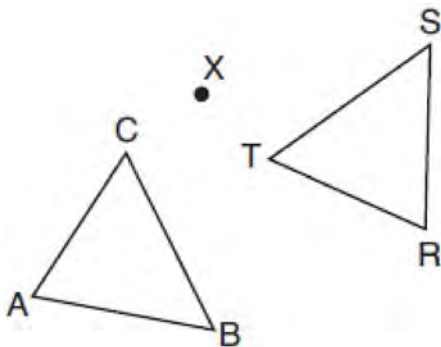


Which rigid motion would map  $\triangle ABC$  onto  $\triangle A'B'C'$ ?

- 1) a rotation of 90 degrees counterclockwise about the origin
- 2) a translation of three units to the left and three units up
- 3) a rotation of 180 degrees about the origin
- 4) a reflection over the line  $y = x$

- 302 Line segment  $\overline{CD}$  is the altitude drawn to hypotenuse  $\overline{EF}$  in right triangle  $ECF$ . If  $EC = 10$  and  $EF = 24$ , then, to the nearest tenth,  $ED$  is
- 1) 4.2
  - 2) 5.4
  - 3) 15.5
  - 4) 21.8

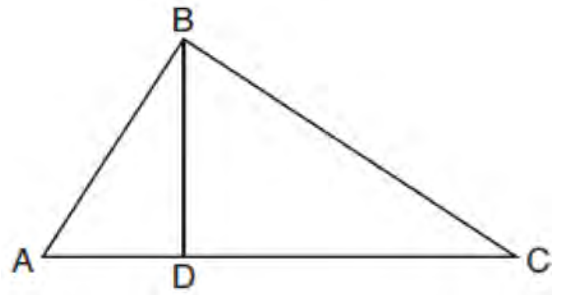
- 303 After a counterclockwise rotation about point  $X$ , scalene triangle  $ABC$  maps onto  $\triangle RST$ , as shown in the diagram below.



Which statement must be true?

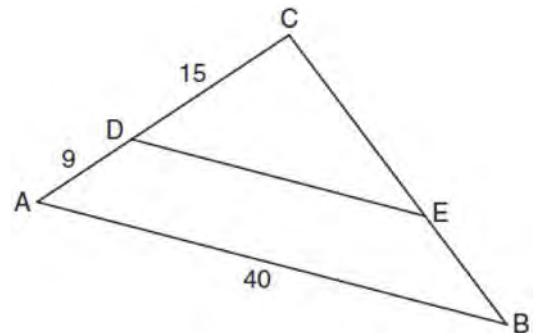
- 1)  $\angle A \cong \angle R$
  - 2)  $\angle A \cong \angle S$
  - 3)  $\overline{CB} \cong \overline{TR}$
  - 4)  $\overline{CA} \cong \overline{TS}$
- 304 The equation of a circle is  $x^2 + y^2 - 12y + 20 = 0$ . What are the coordinates of the center and the length of the radius of the circle?
- 1) center (0,6) and radius 4
  - 2) center (0,-6) and radius 4
  - 3) center (0,6) and radius 16
  - 4) center (0,-6) and radius 16

- 305 In the diagram below of right triangle  $ABC$ , altitude  $\overline{BD}$  is drawn to hypotenuse  $\overline{AC}$ .



If  $BD = 4$ ,  $AD = x - 6$ , and  $CD = x$ , what is the length of  $\overline{CD}$ ?

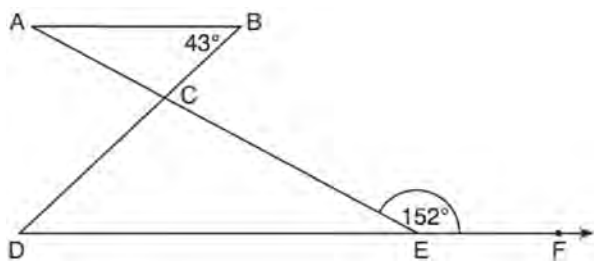
- 1) 5
  - 2) 2
  - 3) 8
  - 4) 11
- 306 In the diagram of  $\triangle ABC$  below,  $\overline{DE}$  is parallel to  $\overline{AB}$ ,  $CD = 15$ ,  $AD = 9$ , and  $AB = 40$ .



The length of  $\overline{DE}$  is

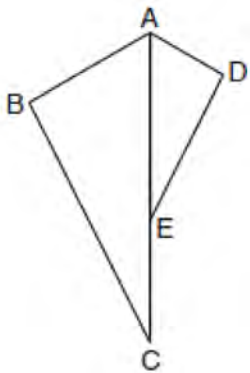
- 1) 15
- 2) 24
- 3) 25
- 4) 30

- 307 In the diagram below,  $\overline{AB} \parallel \overline{DEF}$ ,  $\overline{AE}$  and  $\overline{BD}$  intersect at  $C$ ,  $m\angle B = 43^\circ$ , and  $m\angle CEF = 152^\circ$ .



Which statement is true?

- 1)  $m\angle D = 28^\circ$
  - 2)  $m\angle A = 43^\circ$
  - 3)  $m\angle ACD = 71^\circ$
  - 4)  $m\angle BCE = 109^\circ$
- 308 In the diagram below,  $\triangle ADE$  is the image of  $\triangle ABC$  after a reflection over the line  $AC$  followed by a dilation of scale factor  $\frac{AE}{AC}$  centered at point  $A$ .



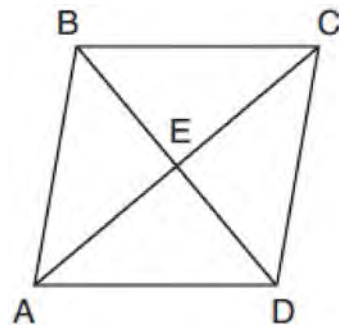
Which statement must be true?

- 1)  $m\angle BAC \cong m\angle AED$
- 2)  $m\angle ABC \cong m\angle ADE$
- 3)  $m\angle DAE \cong \frac{1}{2} m\angle BAC$
- 4)  $m\angle ACB \cong \frac{1}{2} m\angle DAB$

- 309 The vertices of square  $RSTV$  have coordinates  $R(-1,5)$ ,  $S(-3,1)$ ,  $T(-7,3)$ , and  $V(-5,7)$ . What is the perimeter of  $RSTV$ ?

- 1)  $\sqrt{20}$
- 2)  $\sqrt{40}$
- 3)  $4\sqrt{20}$
- 4)  $4\sqrt{40}$

- 310 The diagram below shows parallelogram  $ABCD$  with diagonals  $AC$  and  $BD$  intersecting at  $E$ .



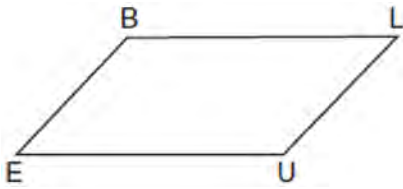
What additional information is sufficient to prove that parallelogram  $ABCD$  is also a rhombus?

- 1)  $\overline{BD}$  bisects  $\overline{AC}$ .
- 2)  $\overline{AB}$  is parallel to  $\overline{CD}$ .
- 3)  $\overline{AC}$  is congruent to  $\overline{BD}$ .
- 4)  $\overline{AC}$  is perpendicular to  $\overline{BD}$ .

- 311 The image of  $\triangle DEF$  is  $\triangle D'E'F'$ . Under which transformation will the triangles *not* be congruent?

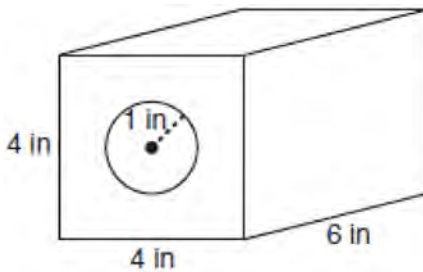
- 1) a reflection through the origin
- 2) a reflection over the line  $y = x$
- 3) a dilation with a scale factor of 1 centered at  $(2,3)$
- 4) a dilation with a scale factor of  $\frac{3}{2}$  centered at the origin

- 312 In quadrilateral  $BLUE$  shown below,  $\overline{BE} \cong \overline{UL}$ .



Which information would be sufficient to prove quadrilateral  $BLUE$  is a parallelogram?

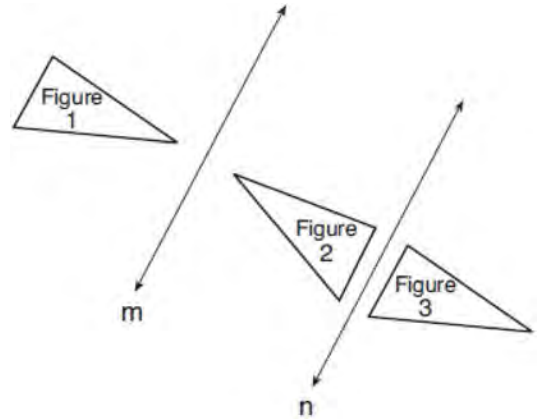
- 1)  $\overline{BL} \parallel \overline{EU}$
  - 2)  $\overline{LU} \parallel \overline{BE}$
  - 3)  $\overline{BE} \cong \overline{BL}$
  - 4)  $\overline{LU} \cong \overline{EU}$
- 313 A solid metal prism has a rectangular base with sides of 4 inches and 6 inches, and a height of 4 inches. A hole in the shape of a cylinder, with a radius of 1 inch, is drilled through the entire length of the rectangular prism.



What is the approximate volume of the remaining solid, in cubic inches?

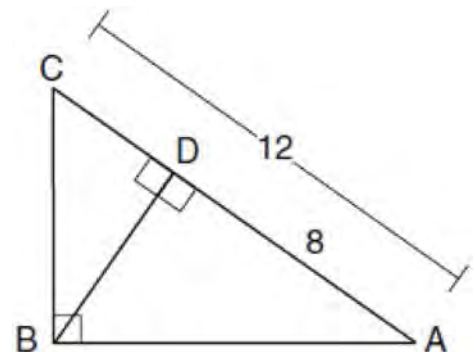
- 1) 19
  - 2) 77
  - 3) 93
  - 4) 96
- 314 In a right triangle,  $\sin(40 - x)^\circ = \cos(3x)^\circ$ . What is the value of  $x$ ?
- 1) 10
  - 2) 15
  - 3) 20
  - 4) 25

- 315 In the diagram below, line  $m$  is parallel to line  $n$ . Figure 2 is the image of Figure 1 after a reflection over line  $m$ . Figure 3 is the image of Figure 2 after a reflection over line  $n$ .



Which single transformation would carry Figure 1 onto Figure 3?

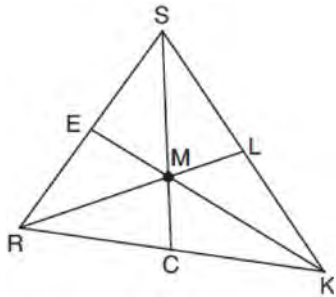
- 1) a dilation
  - 2) a rotation
  - 3) a reflection
  - 4) a translation
- 316 In the diagram below of  $\triangle ABC$ ,  $\angle ABC$  is a right angle,  $AC = 12$ ,  $AD = 8$ , and altitude  $\overline{BD}$  is drawn.



What is the length of  $\overline{BC}$ ?

- 1)  $4\sqrt{2}$
- 2)  $4\sqrt{3}$
- 3)  $4\sqrt{5}$
- 4)  $4\sqrt{6}$

- 317 In triangle  $SRK$  below, medians  $\overline{SC}$ ,  $\overline{KE}$ , and  $\overline{RL}$  intersect at  $M$ .

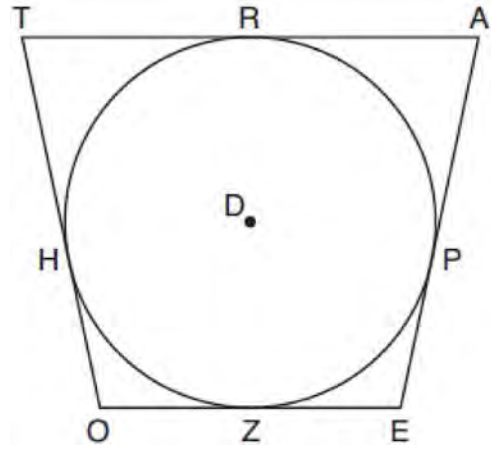


Which statement must always be true?

- 1)  $3(MC) = SC$
  - 2)  $MC = \frac{1}{3}(SM)$
  - 3)  $RM = 2MC$
  - 4)  $SM = KM$
- 318 The line whose equation is  $3x - 5y = 4$  is dilated by a scale factor of  $\frac{5}{3}$  centered at the origin. Which statement is correct?
- 1) The image of the line has the same slope as the pre-image but a different y-intercept.
  - 2) The image of the line has the same y-intercept as the pre-image but a different slope.
  - 3) The image of the line has the same slope and the same y-intercept as the pre-image.
  - 4) The image of the line has a different slope and a different y-intercept from the pre-image.

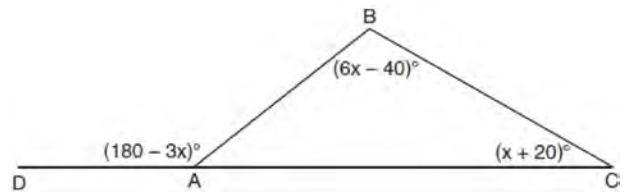
- 319 Triangle  $RJM$  has an area of 6 and a perimeter of 12. If the triangle is dilated by a scale factor of 3 centered at the origin, what are the area and perimeter of its image, triangle  $R'J'M'$ ?
- 1) area of 9 and perimeter of 15
  - 2) area of 18 and perimeter of 36
  - 3) area of 54 and perimeter of 36
  - 4) area of 54 and perimeter of 108

- 320 In the figure shown below, quadrilateral  $TAEO$  is circumscribed around circle  $D$ . The midpoint of  $\overline{TA}$  is  $R$ , and  $\overline{HO} \cong \overline{PE}$ .



If  $AP = 10$  and  $EO = 12$ , what is the perimeter of quadrilateral  $TAEO$ ?

- 1) 56
  - 2) 64
  - 3) 72
  - 4) 76
- 321 In  $\triangle ABC$  shown below, side  $\overline{AC}$  is extended to point  $D$  with  $m\angle DAB = (180 - 3x)^\circ$ ,  $m\angle B = (6x - 40)^\circ$ , and  $m\angle C = (x + 20)^\circ$ .



What is  $m\angle BAC$ ?

- 1)  $20^\circ$
- 2)  $40^\circ$
- 3)  $60^\circ$
- 4)  $80^\circ$

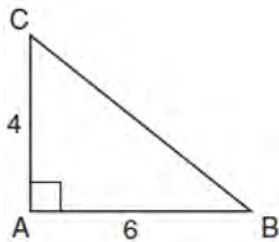
Geometry Multiple Choice Regents Exam Questions

www.jmap.org

- 322 A line segment is dilated by a scale factor of 2 centered at a point not on the line segment. Which statement regarding the relationship between the given line segment and its image is true?
- 1) The line segments are perpendicular, and the image is one-half of the length of the given line segment.
  - 2) The line segments are perpendicular, and the image is twice the length of the given line segment.
  - 3) The line segments are parallel, and the image is twice the length of the given line segment.
  - 4) The line segments are parallel, and the image is one-half of the length of the given line segment.

- 323 An isosceles right triangle whose legs measure 6 is continuously rotated about one of its legs to form a three-dimensional object. The three-dimensional object is a
- 1) cylinder with a diameter of 6
  - 2) cylinder with a diameter of 12
  - 3) cone with a diameter of 6
  - 4) cone with a diameter of 12

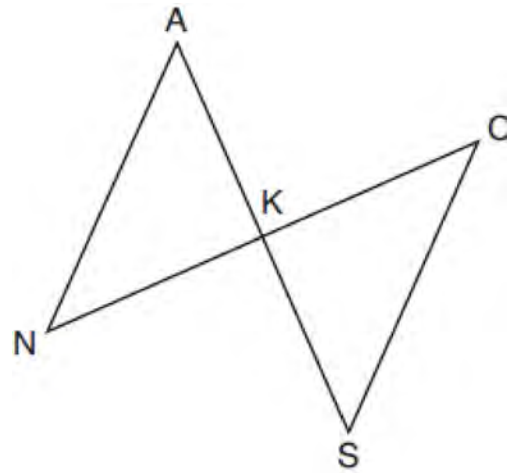
- 324 In the diagram below, right triangle  $ABC$  has legs whose lengths are 4 and 6.



What is the volume of the three-dimensional object formed by continuously rotating the right triangle around  $\overline{AB}$ ?

- 1)  $32\pi$
- 2)  $48\pi$
- 3)  $96\pi$
- 4)  $144\pi$

- 325 In the diagram below,  $\overline{AKS}$ ,  $\overline{NKC}$ ,  $\overline{AN}$ , and  $\overline{SC}$  are drawn such that  $\overline{AN} \cong \overline{SC}$ .



Which additional statement is sufficient to prove  $\triangle KAN \cong \triangle KSC$  by AAS?

- 1)  $\overline{AS}$  and  $\overline{NC}$  bisect each other.
- 2)  $K$  is the midpoint of  $\overline{NC}$ .
- 3)  $\overline{AS} \perp \overline{CN}$
- 4)  $\overline{AN} \parallel \overline{SC}$


- 326 A regular pyramid has a square base. The perimeter of the base is 36 inches and the height of the pyramid is 15 inches. What is the volume of the pyramid in cubic inches?
- 1) 180
  - 2) 405
  - 3) 540
  - 4) 1215

- 327 In right triangle  $ABC$ , hypotenuse  $\overline{AB}$  has a length of 26 cm, and side  $\overline{BC}$  has a length of 17.6 cm. What is the measure of angle  $B$ , to the nearest degree?

- 1)  $48^\circ$
- 2)  $47^\circ$
- 3)  $43^\circ$
- 4)  $34^\circ$

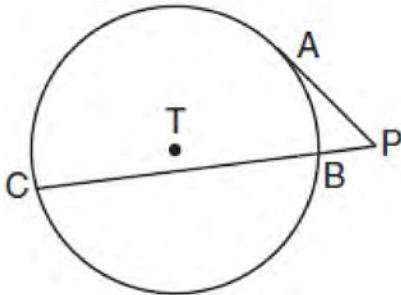


- 328 A rectangle whose length and width are 10 and 6, respectively, is shown below. The rectangle is continuously rotated around a straight line to form an object whose volume is  $150\pi$ .



Which line could the rectangle be rotated around?

- 1) a long side
  - 2) a short side
  - 3) the vertical line of symmetry
  - 4) the horizontal line of symmetry
- 329 In the diagram shown below,  $\overline{PA}$  is tangent to circle  $T$  at  $A$ , and secant  $\overline{PBC}$  is drawn where point  $B$  is on circle  $T$ .



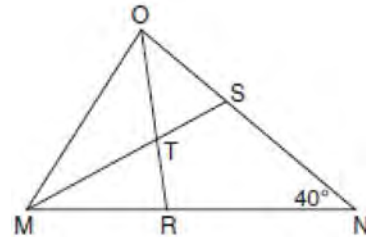
If  $PB = 3$  and  $BC = 15$ , what is the length of  $\overline{PA}$ ?

- 1)  $3\sqrt{5}$
- 2)  $3\sqrt{6}$
- 3) 3
- 4) 9

- 330 In right triangle  $ABC$ ,  $m\angle C = 90^\circ$ . If  $\cos B = \frac{5}{13}$ , which function also equals  $\frac{5}{13}$ ?

- 1)  $\tan A$
- 2)  $\tan B$
- 3)  $\sin A$
- 4)  $\sin B$

- 331 In the diagram below of triangle  $MNO$ ,  $\angle M$  and  $\angle O$  are bisected by  $\overline{MS}$  and  $\overline{OR}$ , respectively. Segments  $\overline{MS}$  and  $\overline{OR}$  intersect at  $T$ , and  $m\angle N = 40^\circ$ .



If  $m\angle TMR = 28^\circ$ , the measure of angle  $OTS$  is

- 1)  $40^\circ$
- 2)  $50^\circ$
- 3)  $60^\circ$
- 4)  $70^\circ$

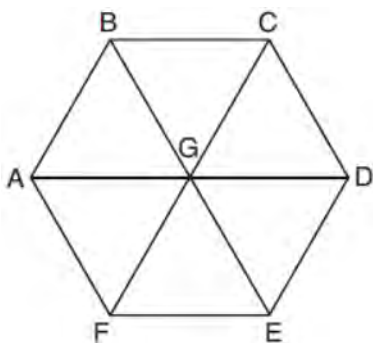
- 332 Line  $\overleftrightarrow{MN}$  is dilated by a scale factor of 2 centered at the point  $(0, 6)$ . If  $\overleftrightarrow{MN}$  is represented by

$y = -3x + 6$ , which equation can represent  $\overleftrightarrow{M'N'}$ ,

the image of  $\overleftrightarrow{MN}$ ?

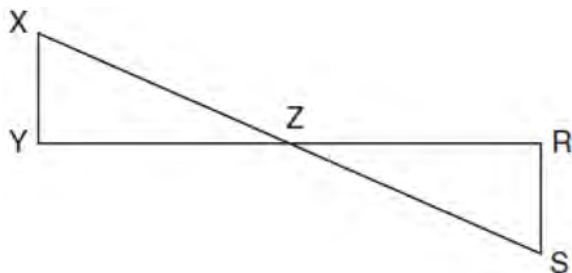
- 1)  $y = -3x + 12$
- 2)  $y = -3x + 6$
- 3)  $y = -6x + 12$
- 4)  $y = -6x + 6$

- 333 In regular hexagon  $ABCDEF$  shown below,  $\overline{AD}$ ,  $\overline{BE}$ , and  $\overline{CF}$  all intersect at  $G$ .



When  $\triangle ABG$  is reflected over  $\overline{BG}$  and then rotated  $180^\circ$  about point  $G$ ,  $\triangle ABG$  is mapped onto

- 1)  $\triangle FEG$
  - 2)  $\triangle AFG$
  - 3)  $\triangle CBG$
  - 4)  $\triangle DEG$
- 334 In the diagram below,  $\overline{XS}$  and  $\overline{YR}$  intersect at  $Z$ . Segments  $XY$  and  $RS$  are drawn perpendicular to  $\overline{YR}$  to form triangles  $XYZ$  and  $SRZ$ .



Which statement is always true?

- 1)  $(XY)(SR) = (XZ)(RZ)$
- 2)  $\triangle XYZ \cong \triangle SRZ$
- 3)  $\overline{XS} \cong \overline{YR}$
- 4)  $\frac{XY}{SR} = \frac{YZ}{RZ}$

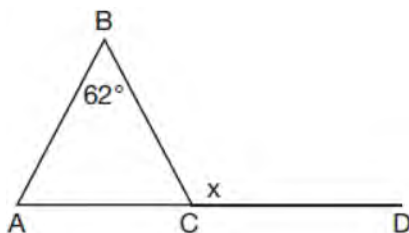
- 335 A child's tent can be modeled as a pyramid with a square base whose sides measure 60 inches and whose height measures 84 inches. What is the volume of the tent, to the nearest cubic foot?

- 1) 35
- 2) 58
- 3) 82
- 4) 175

- 336 Rectangle  $A'B'C'D'$  is the image of rectangle  $ABCD$  after a dilation centered at point  $A$  by a scale factor of  $\frac{2}{3}$ . Which statement is correct?

- 1) Rectangle  $A'B'C'D'$  has a perimeter that is  $\frac{2}{3}$  the perimeter of rectangle  $ABCD$ .
- 2) Rectangle  $A'B'C'D'$  has a perimeter that is  $\frac{3}{2}$  the perimeter of rectangle  $ABCD$ .
- 3) Rectangle  $A'B'C'D'$  has an area that is  $\frac{2}{3}$  the area of rectangle  $ABCD$ .
- 4) Rectangle  $A'B'C'D'$  has an area that is  $\frac{3}{2}$  the area of rectangle  $ABCD$ .

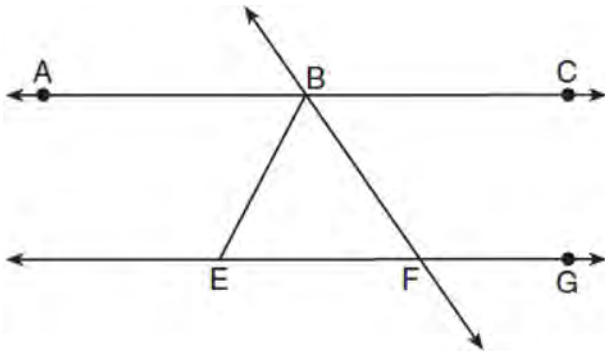
- 337 Given  $\triangle ABC$  with  $m\angle B = 62^\circ$  and side  $\overline{AC}$  extended to  $D$ , as shown below.



Which value of  $x$  makes  $\overline{AB} \cong \overline{CB}$ ?

- 1)  $59^\circ$
- 2)  $62^\circ$
- 3)  $118^\circ$
- 4)  $121^\circ$

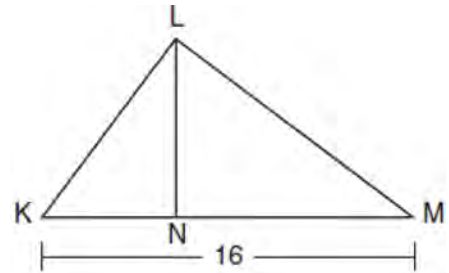
- 338 As shown in the diagram below,  $\overleftrightarrow{ABC} \parallel \overleftrightarrow{EFG}$  and  $\overline{BF} \cong \overline{EF}$ .



If  $m\angle CBF = 42.5^\circ$ , then  $m\angle EBF$  is

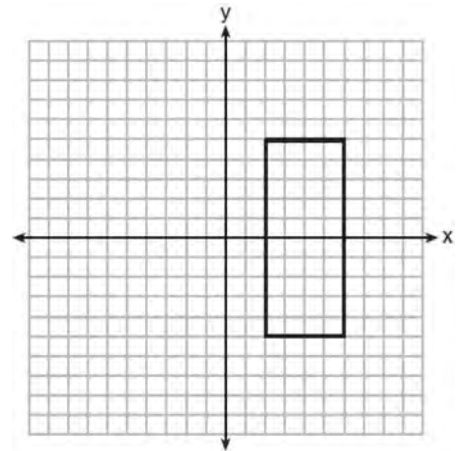
- 1)  $42.5^\circ$
  - 2)  $68.75^\circ$
  - 3)  $95^\circ$
  - 4)  $137.5^\circ$
- 339 What is an equation of a line which passes through (6,9) and is perpendicular to the line whose equation is  $4x - 6y = 15$ ?
- 1)  $y - 9 = -\frac{3}{2}(x - 6)$
  - 2)  $y - 9 = \frac{2}{3}(x - 6)$
  - 3)  $y + 9 = -\frac{3}{2}(x + 6)$
  - 4)  $y + 9 = \frac{2}{3}(x + 6)$
- 340 A water cup in the shape of a cone has a height of 4 inches and a maximum diameter of 3 inches. What is the volume of the water in the cup, to the *nearest tenth of a cubic inch*, when the cup is filled to half its height?
- 1) 1.2
  - 2) 3.5
  - 3) 4.7
  - 4) 14.1

- 341 Kirstie is testing values that would make triangle  $KLM$  a right triangle when  $\overline{LN}$  is an altitude, and  $KM = 16$ , as shown below.



Which lengths would make triangle  $KLM$  a right triangle?

- 1)  $LM = 13$  and  $KN = 6$
  - 2)  $LM = 12$  and  $NM = 9$
  - 3)  $KL = 11$  and  $KN = 7$
  - 4)  $LN = 8$  and  $NM = 10$
- 342 As shown in the graph below, the quadrilateral is a rectangle.



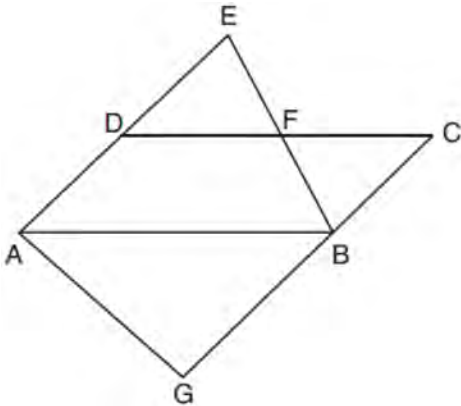
Which transformation would *not* map the rectangle onto itself?

- 1) a reflection over the  $x$ -axis
- 2) a reflection over the line  $x = 4$
- 3) a rotation of  $180^\circ$  about the origin
- 4) a rotation of  $180^\circ$  about the point (4,0)

343 An ice cream waffle cone can be modeled by a right circular cone with a base diameter of 6.6 centimeters and a volume of  $54.45\pi$  cubic centimeters. What is the number of centimeters in the height of the waffle cone?

- 1)  $3\frac{3}{4}$
- 2) 5
- 3) 15
- 4)  $24\frac{3}{4}$

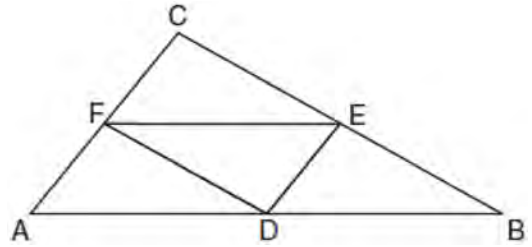
344 In the diagram below,  $\overline{AB} \parallel \overline{DFC}$ ,  $\overline{EDA} \parallel \overline{CBG}$ , and  $\overline{EFB}$  and  $\overline{AG}$  are drawn.



Which statement is always true?

- 1)  $\triangle DEF \cong \triangle CBF$
  - 2)  $\triangle BAG \cong \triangle BAE$
  - 3)  $\triangle BAG \sim \triangle AEB$
  - 4)  $\triangle DEF \sim \triangle AEB$
- 345 If  $\triangle ABC$  is mapped onto  $\triangle DEF$  after a line reflection and  $\triangle DEF$  is mapped onto  $\triangle XYZ$  after a translation, the relationship between  $\triangle ABC$  and  $\triangle XYZ$  is that they are always
- 1) congruent and similar
  - 2) congruent but not similar
  - 3) similar but not congruent
  - 4) neither similar nor congruent

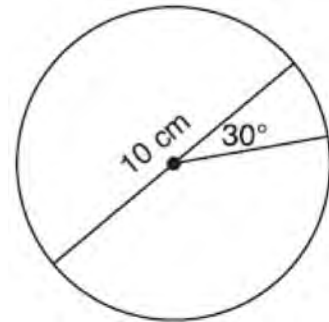
346 In the diagram below of  $\triangle ABC$ ,  $D$ ,  $E$ , and  $F$  are the midpoints of  $\overline{AB}$ ,  $\overline{BC}$ , and  $\overline{CA}$ , respectively.



What is the ratio of the area of  $\triangle CFE$  to the area of  $\triangle CAB$ ?

- 1) 1:1
- 2) 1:2
- 3) 1:3
- 4) 1:4

347 A circle with a diameter of 10 cm and a central angle of  $30^\circ$  is drawn below.



What is the area, to the nearest tenth of a square centimeter, of the sector formed by the  $30^\circ$  angle?

- 1) 5.2
- 2) 6.5
- 3) 13.1
- 4) 26.2

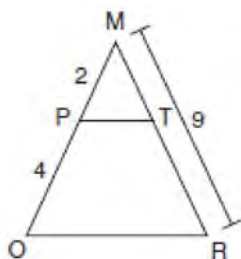
Geometry Multiple Choice Regents Exam Questions

www.jmap.org

348 Which figure always has exactly four lines of reflection that map the figure onto itself?

- 1) square
- 2) rectangle
- 3) regular octagon
- 4) equilateral triangle

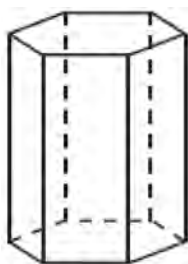
349 Given  $\triangle MRO$  shown below, with trapezoid  $PTRO$ ,  $MR = 9$ ,  $MP = 2$ , and  $PO = 4$ .



What is the length of  $\overline{TR}$ ?

- 1) 4.5
- 2) 5
- 3) 3
- 4) 6

350 A right hexagonal prism is shown below. A two-dimensional cross section that is perpendicular to the base is taken from the prism.



Which figure describes the two-dimensional cross section?

- 1) triangle
- 2) rectangle
- 3) pentagon
- 4) hexagon

351 What is an equation of the line that passes through the point  $(6, 8)$  and is perpendicular to a line with equation  $y = \frac{3}{2}x + 5$ ?

- 1)  $y - 8 = \frac{3}{2}(x - 6)$
- 2)  $y - 8 = -\frac{2}{3}(x - 6)$
- 3)  $y + 8 = \frac{3}{2}(x + 6)$
- 4)  $y + 8 = -\frac{2}{3}(x + 6)$

352 Under which transformation would  $\triangle A'B'C'$ , the image of  $\triangle ABC$ , *not* be congruent to  $\triangle ABC$ ?

- 1) reflection over the  $y$ -axis
- 2) rotation of  $90^\circ$  clockwise about the origin
- 3) translation of 3 units right and 2 units down
- 4) dilation with a scale factor of 2 centered at the origin

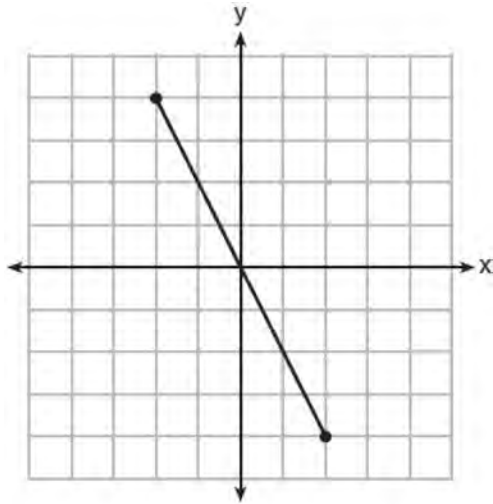
353 In  $\triangle ABC$ ,  $\overline{BD}$  is the perpendicular bisector of  $\overline{ADC}$ . Based upon this information, which statements below can be proven?

- I.  $\overline{BD}$  is a median.
  - II.  $\overline{BD}$  bisects  $\angle ABC$ .
  - III.  $\triangle ABC$  is isosceles.
- 1) I and II, only
  - 2) I and III, only
  - 3) II and III, only
  - 4) I, II, and III

354 A parallelogram is always a rectangle if

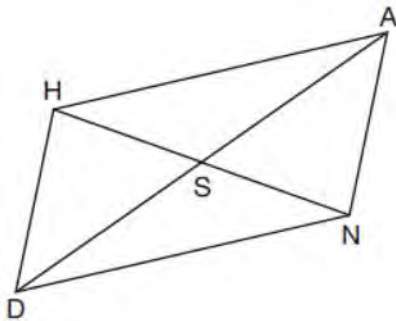
- 1) the diagonals are congruent
- 2) the diagonals bisect each other
- 3) the diagonals intersect at right angles
- 4) the opposite angles are congruent

- 355 What is an equation of the perpendicular bisector of the line segment shown in the diagram below?



- 1)  $y + 2x = 0$
- 2)  $y - 2x = 0$
- 3)  $2y + x = 0$
- 4)  $2y - x = 0$

- 356 Parallelogram  $HAND$  is drawn below with diagonals  $HN$  and  $AD$  intersecting at  $S$ .

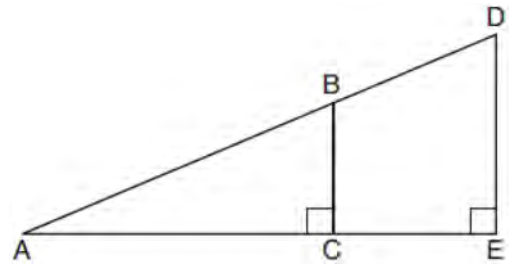


Which statement is always true?

- 1)  $AN = \frac{1}{2} AD$
- 2)  $AS = \frac{1}{2} AD$
- 3)  $\angle AHS \cong \angle ANS$
- 4)  $\angle HDS \cong \angle NDS$

- 357 An equation of circle  $O$  is  $x^2 + y^2 + 4x - 8y = -16$ . The statement that best describes circle  $O$  is the
- 1) center is  $(2, -4)$  and is tangent to the  $x$ -axis
  - 2) center is  $(2, -4)$  and is tangent to the  $y$ -axis
  - 3) center is  $(-2, 4)$  and is tangent to the  $x$ -axis
  - 4) center is  $(-2, 4)$  and is tangent to the  $y$ -axis

- 358 In the diagram below of right triangle  $AED$ ,  $\overline{BC} \parallel \overline{DE}$ .



Which statement is always true?

- 1)  $\frac{AC}{BC} = \frac{DE}{AE}$
- 2)  $\frac{AB}{AD} = \frac{BC}{DE}$
- 3)  $\frac{AC}{CE} = \frac{BC}{DE}$
- 4)  $\frac{DE}{BC} = \frac{DB}{AB}$

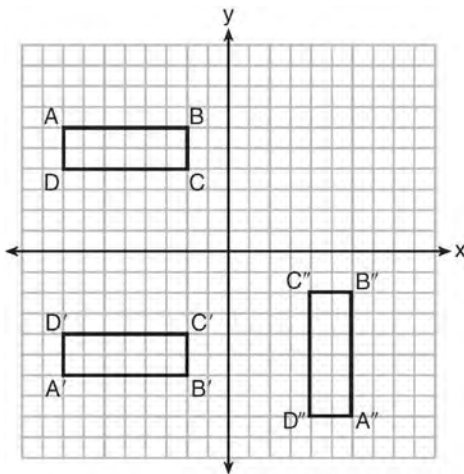
- 359 A ladder 20 feet long leans against a building, forming an angle of  $71^\circ$  with the level ground. To the nearest foot, how high up the wall of the building does the ladder touch the building?
- 1) 15
  - 2) 16
  - 3) 18
  - 4) 19

**Geometry Multiple Choice Regents Exam Questions**

360 Which equation represents a line that is perpendicular to the line represented by  $2x - y = 7$ ?

- 1)  $y = -\frac{1}{2}x + 6$
- 2)  $y = \frac{1}{2}x + 6$
- 3)  $y = -2x + 6$
- 4)  $y = 2x + 6$

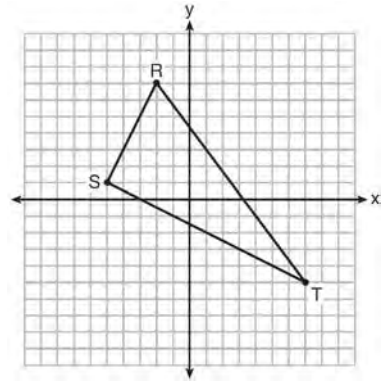
361 A sequence of transformations maps rectangle  $ABCD$  onto rectangle  $A''B''C''D''$ , as shown in the diagram below.



Which sequence of transformations maps  $ABCD$  onto  $A'B'C'D'$  and then maps  $A'B'C'D'$  onto  $A''B''C''D''$ ?

- 1) a reflection followed by a rotation
- 2) a reflection followed by a translation
- 3) a translation followed by a rotation
- 4) a translation followed by a reflection

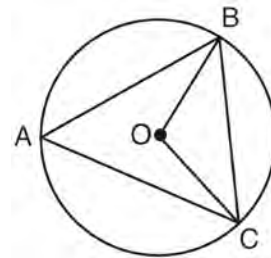
362 Triangle  $RST$  is graphed on the set of axes below.



How many square units are in the area of  $\triangle RST$ ?

- 1)  $9\sqrt{3} + 15$
- 2)  $9\sqrt{5} + 15$
- 3) 45
- 4) 90

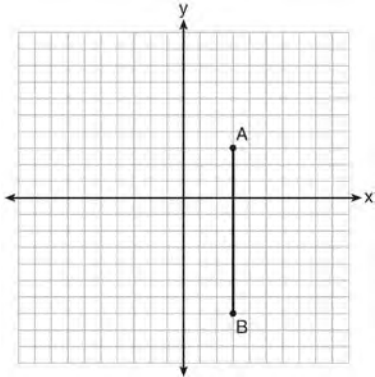
363 In the diagram below of circle  $O$ ,  $\overline{OB}$  and  $\overline{OC}$  are radii, and chords  $\overline{AB}$ ,  $\overline{BC}$ , and  $\overline{AC}$  are drawn.



Which statement must always be true?

- 1)  $\angle BAC \cong \angle BOC$
- 2)  $m\angle BAC = \frac{1}{2}m\angle BOC$
- 3)  $\triangle BAC$  and  $\triangle BOC$  are isosceles.
- 4) The area of  $\triangle BAC$  is twice the area of  $\triangle BOC$ .

- 364 The graph below shows  $\overline{AB}$ , which is a chord of circle  $O$ . The coordinates of the endpoints of  $\overline{AB}$  are  $A(3,3)$  and  $B(3,-7)$ . The distance from the midpoint of  $\overline{AB}$  to the center of circle  $O$  is 2 units.



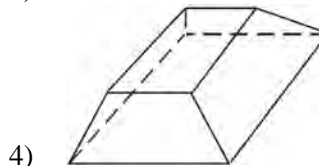
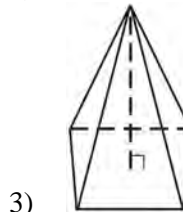
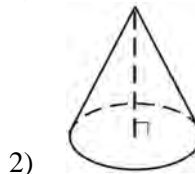
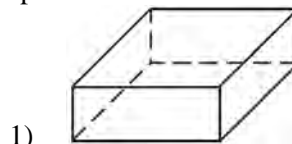
What could be a correct equation for circle  $O$ ?

- 1)  $(x - 1)^2 + (y + 2)^2 = 29$
  - 2)  $(x + 5)^2 + (y - 2)^2 = 29$
  - 3)  $(x - 1)^2 + (y - 2)^2 = 25$
  - 4)  $(x - 5)^2 + (y + 2)^2 = 25$
- 365 The coordinates of vertices  $A$  and  $B$  of  $\triangle ABC$  are  $A(3,4)$  and  $B(3,12)$ . If the area of  $\triangle ABC$  is 24 square units, what could be the coordinates of point  $C$ ?
- 1)  $(3,6)$
  - 2)  $(8,-3)$
  - 3)  $(-3,8)$
  - 4)  $(6,3)$
- 366 What are the coordinates of the center and the length of the radius of the circle represented by the equation  $x^2 + y^2 - 4x + 8y + 11 = 0$ ?
- 1) center  $(2,-4)$  and radius 3
  - 2) center  $(-2,4)$  and radius 3
  - 3) center  $(2,-4)$  and radius 9
  - 4) center  $(-2,4)$  and radius 9

- 367 If  $\triangle A'B'C'$  is the image of  $\triangle ABC$ , under which transformation will the triangles *not* be congruent?
- 1) reflection over the  $x$ -axis
  - 2) translation to the left 5 and down 4
  - 3) dilation centered at the origin with scale factor 2
  - 4) rotation of  $270^\circ$  counterclockwise about the origin

- 368 The diameter of a basketball is approximately 9.5 inches and the diameter of a tennis ball is approximately 2.5 inches. The volume of the basketball is about how many times greater than the volume of the tennis ball?
- 1) 3591
  - 2) 65
  - 3) 55
  - 4) 4

- 369 Which figure can have the same cross section as a sphere?



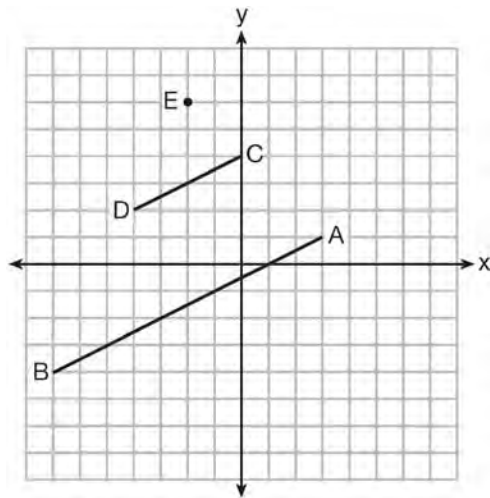


Geometry Multiple Choice Regents Exam Questions

www.jmap.org

- 370 A triangle is dilated by a scale factor of 3 with the center of dilation at the origin. Which statement is true?
- 1) The area of the image is nine times the area of the original triangle.
  - 2) The perimeter of the image is nine times the perimeter of the original triangle.
  - 3) The slope of any side of the image is three times the slope of the corresponding side of the original triangle.
  - 4) The measure of each angle in the image is three times the measure of the corresponding angle of the original triangle.

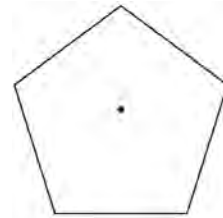
- 371 In the diagram below,  $\overline{CD}$  is the image of  $\overline{AB}$  after a dilation of scale factor  $k$  with center  $E$ .



Which ratio is equal to the scale factor  $k$  of the dilation?

- 1)  $\frac{EC}{EA}$
- 2)  $\frac{BA}{EA}$
- 3)  $\frac{EA}{BA}$
- 4)  $\frac{EA}{EC}$


- 372 A regular pentagon is shown in the diagram below.



If the pentagon is rotated clockwise around its center, the minimum number of degrees it must be rotated to carry the pentagon onto itself is

- 1)  $54^\circ$
- 2)  $72^\circ$
- 3)  $108^\circ$
- 4)  $360^\circ$

- 373 As shown in the diagram below, the angle of elevation from a point on the ground to the top of the tree is  $34^\circ$ .



If the point is 20 feet from the base of the tree, what is the height of the tree, to the nearest tenth of a foot?

- 1) 29.7
- 2) 16.6
- 3) 13.5
- 4) 11.2

- 374 Which transformation would *not* always produce an image that would be congruent to the original figure?

- 1) translation
- 2) dilation
- 3) rotation
- 4) reflection

Geometry Multiple Choice Regents Exam Questions

www.jmap.org

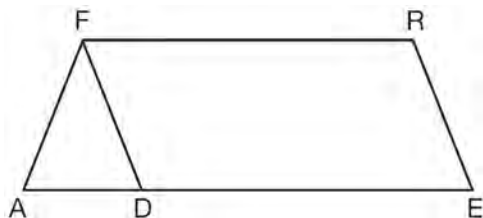
375 An equation of a line perpendicular to the line represented by the equation  $y = -\frac{1}{2}x - 5$  and passing through  $(6, -4)$  is

- 1)  $y = -\frac{1}{2}x + 4$
- 2)  $y = -\frac{1}{2}x - 1$
- 3)  $y = 2x + 14$
- 4)  $y = 2x - 16$

376 A hemispherical tank is filled with water and has a diameter of 10 feet. If water weighs 62.4 pounds per cubic foot, what is the total weight of the water in a full tank, to the nearest pound?

- 1) 16,336
- 2) 32,673
- 3) 130,690
- 4) 261,381

377 In the diagram of parallelogram  $FRED$  shown below,  $\overline{ED}$  is extended to  $A$ , and  $\overline{AF}$  is drawn such that  $AF \cong DF$ .



If  $m\angle R = 124^\circ$ , what is  $m\angle AFD$ ?

- 1)  $124^\circ$
- 2)  $112^\circ$
- 3)  $68^\circ$
- 4)  $56^\circ$

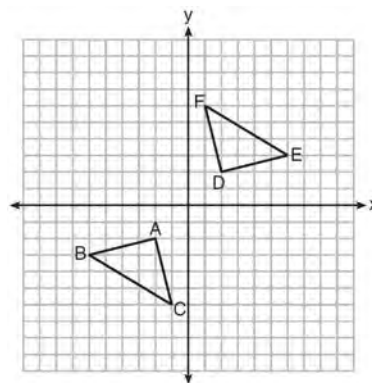
378 Which regular polygon has a minimum rotation of  $45^\circ$  to carry the polygon onto itself?

- 1) octagon
- 2) decagon
- 3) hexagon
- 4) pentagon

379 What are the coordinates of the center and length of the radius of the circle whose equation is  $x^2 + 6x + y^2 - 4y = 23$ ?

- 1)  $(3, -2)$  and 36
- 2)  $(3, -2)$  and 6
- 3)  $(-3, 2)$  and 36
- 4)  $(-3, 2)$  and 6

380 Triangle  $ABC$  and triangle  $DEF$  are graphed on the set of axes below.



Which sequence of transformations maps triangle  $ABC$  onto triangle  $DEF$ ?

- 1) a reflection over the  $x$ -axis followed by a reflection over the  $y$ -axis
- 2) a  $180^\circ$  rotation about the origin followed by a reflection over the line  $y = x$
- 3) a  $90^\circ$  clockwise rotation about the origin followed by a reflection over the  $y$ -axis
- 4) a translation 8 units to the right and 1 unit up followed by a  $90^\circ$  counterclockwise rotation about the origin

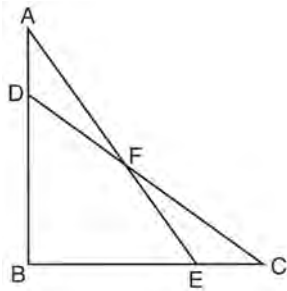
Geometry Multiple Choice Regents Exam Questions

www.jmap.org

- 381 A man who is 5 feet 9 inches tall casts a shadow of 8 feet 6 inches. Assuming that the man is standing perpendicular to the ground, what is the angle of elevation from the end of the shadow to the top of the man's head, to the nearest tenth of a degree?
- 1) 34.1
  - 2) 34.5
  - 3) 42.6
  - 4) 55.9

- 382 A parallelogram must be a rectangle when its
- 1) diagonals are perpendicular
  - 2) diagonals are congruent
  - 3) opposite sides are parallel
  - 4) opposite sides are congruent

- 383 Given:  $\triangle ABE$  and  $\triangle CBD$  shown in the diagram below with  $\overline{DB} \cong \overline{BE}$

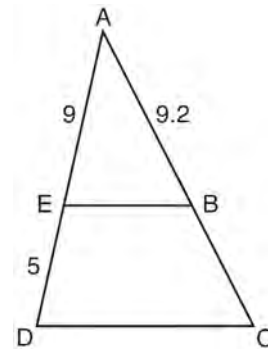


Which statement is needed to prove  $\triangle ABE \cong \triangle CBD$  using only SAS  $\cong$  SAS?

- 1)  $\angle CDB \cong \angle AEB$
- 2)  $\angle AFD \cong \angle EFC$
- 3)  $\overline{AD} \cong \overline{CE}$
- 4)  $\overline{AE} \cong \overline{CD}$

- 384 The line  $y = 2x - 4$  is dilated by a scale factor of  $\frac{3}{2}$  and centered at the origin. Which equation represents the image of the line after the dilation?
- 1)  $y = 2x - 4$
  - 2)  $y = 2x - 6$
  - 3)  $y = 3x - 4$
  - 4)  $y = 3x - 6$

- 385 In the diagram of  $\triangle ADC$  below,  $\overline{EB} \parallel \overline{DC}$ ,  $AE = 9$ ,  $ED = 5$ , and  $AB = 9.2$ .



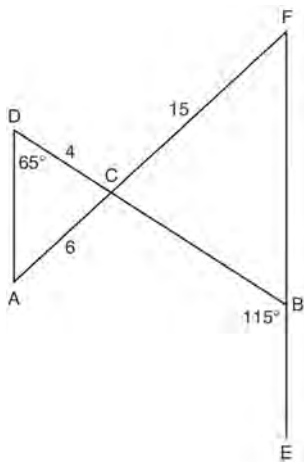
What is the length of  $\overline{AC}$ , to the nearest tenth?

- 1) 5.1
- 2) 5.2
- 3) 14.3
- 4) 14.4

- 386 What is the area of a sector of a circle with a radius of 8 inches and formed by a central angle that measures  $60^\circ$ ?

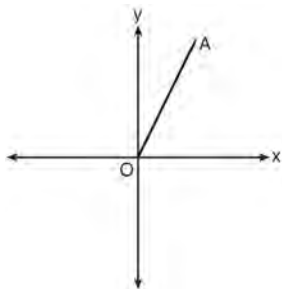
- 1)  $\frac{8\pi}{3}$
- 2)  $\frac{16\pi}{3}$
- 3)  $\frac{32\pi}{3}$
- 4)  $\frac{64\pi}{3}$

- 387 In the diagram below,  $\overline{DB}$  and  $\overline{AF}$  intersect at point  $C$ , and  $\overline{AD}$  and  $\overline{FBE}$  are drawn.



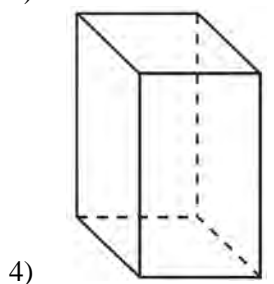
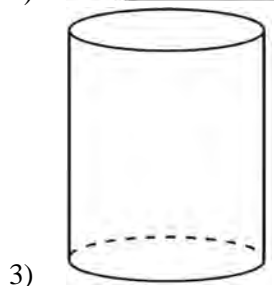
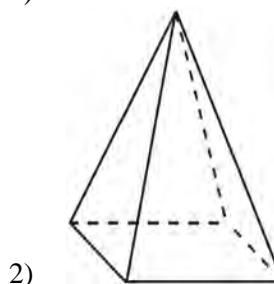
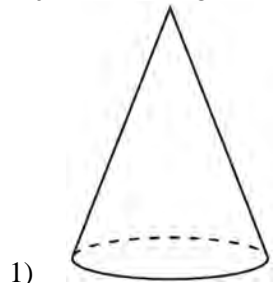
If  $AC = 6$ ,  $DC = 4$ ,  $FC = 15$ ,  $m\angle D = 65^\circ$ , and  $m\angle CBE = 115^\circ$ , what is the length of  $\overline{CB}$ ?

- 1) 10
  - 2) 12
  - 3) 17
  - 4) 22.5
- 388 Which transformation of  $\overline{OA}$  would result in an image parallel to  $\overline{OA}$ ?



- 1) a translation of two units down
- 2) a reflection over the  $x$ -axis
- 3) a reflection over the  $y$ -axis
- 4) a clockwise rotation of  $90^\circ$  about the origin

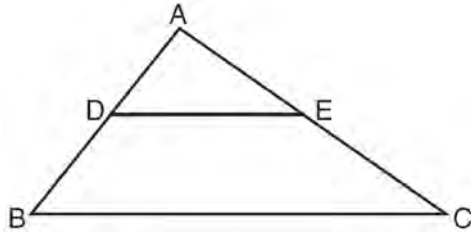
- 389 A student has a rectangular postcard that he folds in half lengthwise. Next, he rotates it continuously about the folded edge. Which three-dimensional object below is generated by this rotation?



- 390 The line  $3y = -2x + 8$  is transformed by a dilation centered at the origin. Which linear equation could be its image?

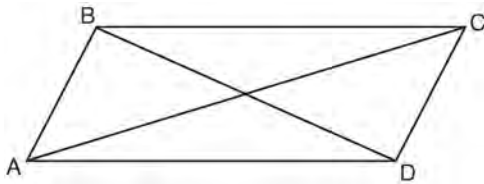
- 1)  $2x + 3y = 5$
- 2)  $2x - 3y = 5$
- 3)  $3x + 2y = 5$
- 4)  $3x - 2y = 5$

- 391 In the diagram below,  $\triangle ABC \sim \triangle ADE$ .



Which measurements are justified by this similarity?

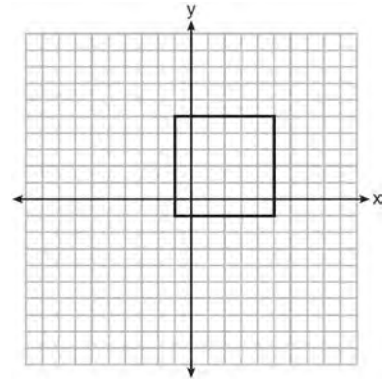
- 1)  $AD = 3$ ,  $AB = 6$ ,  $AE = 4$ , and  $AC = 12$
  - 2)  $AD = 5$ ,  $AB = 8$ ,  $AE = 7$ , and  $AC = 10$
  - 3)  $AD = 3$ ,  $AB = 9$ ,  $AE = 5$ , and  $AC = 10$
  - 4)  $AD = 2$ ,  $AB = 6$ ,  $AE = 5$ , and  $AC = 15$
- 392 Quadrilateral  $ABCD$  with diagonals  $\overline{AC}$  and  $\overline{BD}$  is shown in the diagram below.



Which information is *not* enough to prove  $ABCD$  is a parallelogram?

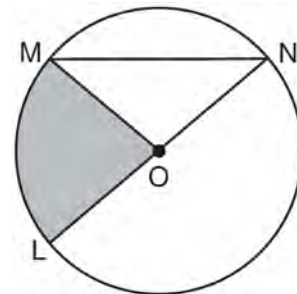
- 1)  $\overline{AB} \cong \overline{CD}$  and  $\overline{AB} \parallel \overline{DC}$
  - 2)  $\overline{AB} \cong \overline{CD}$  and  $\overline{BC} \cong \overline{DA}$
  - 3)  $\overline{AB} \cong \overline{CD}$  and  $\overline{BC} \parallel \overline{AD}$
  - 4)  $\overline{AB} \parallel \overline{DC}$  and  $\overline{BC} \parallel \overline{AD}$
- 393 The center of circle  $Q$  has coordinates  $(3, -2)$ . If circle  $Q$  passes through  $R(7, 1)$ , what is the length of its diameter?
- 1) 50
  - 2) 25
  - 3) 10
  - 4) 5

- 394 In the diagram below, a square is graphed in the coordinate plane.



A reflection over which line does *not* carry the square onto itself?

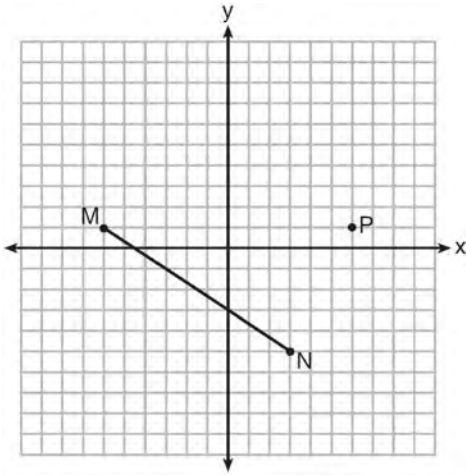
- 1)  $x = 5$
  - 2)  $y = 2$
  - 3)  $y = x$
  - 4)  $x + y = 4$
- 395 In the diagram below of circle  $O$ , the area of the shaded sector  $LOM$  is  $2\pi \text{ cm}^2$ .



If the length of  $\overline{NL}$  is 6 cm, what is  $m\angle N$ ?

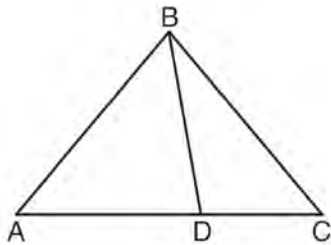
- 1)  $10^\circ$
- 2)  $20^\circ$
- 3)  $40^\circ$
- 4)  $80^\circ$

- 396 Given  $\overline{MN}$  shown below, with  $M(-6, 1)$  and  $N(3, -5)$ , what is an equation of the line that passes through point  $P(6, 1)$  and is parallel to  $\overline{MN}$ ?



- 1)  $y = -\frac{2}{3}x + 5$
- 2)  $y = -\frac{2}{3}x - 3$
- 3)  $y = \frac{3}{2}x + 7$
- 4)  $y = \frac{3}{2}x - 8$

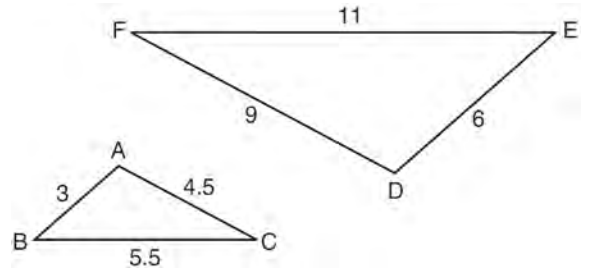
- 397 In the diagram below,  $m\angle BDC = 100^\circ$ ,  $m\angle A = 50^\circ$ , and  $m\angle DBC = 30^\circ$ .



Which statement is true?

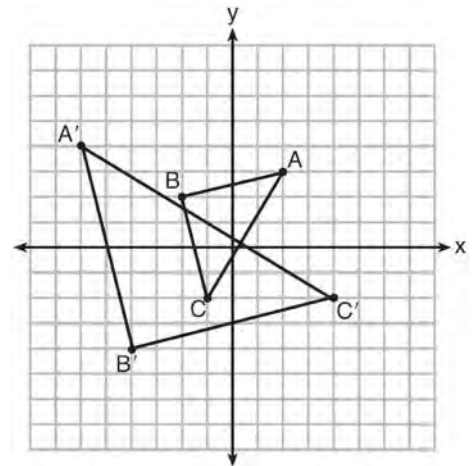
- 1)  $\triangle ABD$  is obtuse.
- 2)  $\triangle ABC$  is isosceles.
- 3)  $m\angle ABD = 80^\circ$
- 4)  $\triangle ABD$  is scalene.

- 398 In the diagram below,  $\triangle DEF$  is the image of  $\triangle ABC$  after a clockwise rotation of  $180^\circ$  and a dilation where  $AB = 3$ ,  $BC = 5.5$ ,  $AC = 4.5$ ,  $DE = 6$ ,  $FD = 9$ , and  $EF = 11$ .



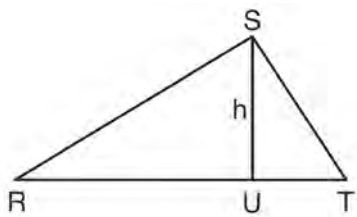
Which relationship must always be true?

- 1)  $\frac{m\angle A}{m\angle D} = \frac{1}{2}$
  - 2)  $\frac{m\angle C}{m\angle F} = \frac{2}{1}$
  - 3)  $\frac{m\angle A}{m\angle C} = \frac{m\angle F}{m\angle D}$
  - 4)  $\frac{m\angle B}{m\angle E} = \frac{m\angle C}{m\angle F}$
- 399 Which sequence of transformations will map  $\triangle ABC$  onto  $\triangle A'B'C'$ ?



- 1) reflection and translation
- 2) rotation and reflection
- 3) translation and dilation
- 4) dilation and rotation

- 400 In  $\triangle RST$  shown below, altitude  $\overline{SU}$  is drawn to  $\overline{RT}$  at  $U$ .



If  $SU = h$ ,  $UT = 12$ , and  $RT = 42$ , which value of  $h$  will make  $\triangle RST$  a right triangle with  $\angle RST$  as a right angle?

- 1)  $6\sqrt{3}$
  - 2)  $6\sqrt{10}$
  - 3)  $6\sqrt{14}$
  - 4)  $6\sqrt{35}$
- 401 An equilateral triangle has sides of length 20. To the nearest tenth, what is the height of the equilateral triangle?
- 1) 10.0
  - 2) 11.5
  - 3) 17.3
  - 4) 23.1

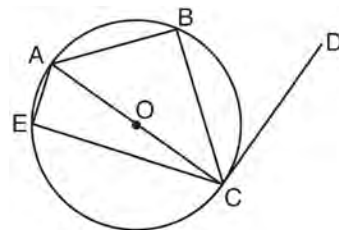
- 402 Quadrilateral  $ABCD$  has diagonals  $\overline{AC}$  and  $\overline{BD}$ . Which information is *not* sufficient to prove  $ABCD$  is a parallelogram?

- 1)  $\overline{AC}$  and  $\overline{BD}$  bisect each other.
- 2)  $\overline{AB} \cong \overline{CD}$  and  $\overline{BC} \cong \overline{AD}$
- 3)  $\overline{AB} \cong \overline{CD}$  and  $\overline{AB} \parallel \overline{CD}$
- 4)  $\overline{AB} \cong \overline{CD}$  and  $\overline{BC} \parallel \overline{AD}$

- 403 What are the coordinates of the point on the directed line segment from  $K(-5, -4)$  to  $L(5, 1)$  that partitions the segment into a ratio of 3 to 2?

- 1)  $(-3, -3)$
- 2)  $(-1, -2)$
- 3)  $(0, -\frac{3}{2})$
- 4)  $(1, -1)$

- 404 In circle  $O$  shown below, diameter  $\overline{AC}$  is perpendicular to  $\overline{CD}$  at point  $C$ , and chords  $\overline{AB}$ ,  $\overline{BC}$ ,  $\overline{AE}$ , and  $\overline{CE}$  are drawn.



Which statement is *not* always true?

- 1)  $\angle ACB \cong \angle BCD$
  - 2)  $\angle ABC \cong \angle ACD$
  - 3)  $\angle BAC \cong \angle DCB$
  - 4)  $\angle CBA \cong \angle AEC$
- 405 In  $\triangle ABC$ , where  $\angle C$  is a right angle,  $\cos A = \frac{\sqrt{21}}{5}$ . What is  $\sin B$ ?
- 1)  $\frac{\sqrt{21}}{5}$
  - 2)  $\frac{\sqrt{21}}{2}$
  - 3)  $\frac{2}{5}$
  - 4)  $\frac{5}{\sqrt{21}}$

Geometry Multiple Choice Regents Exam Questions

www.jmap.org

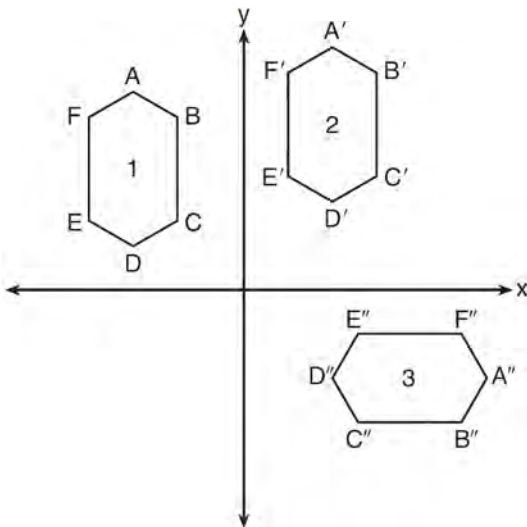
406 The equation of a circle is  $x^2 + y^2 + 6y = 7$ . What are the coordinates of the center and the length of the radius of the circle?

- 1) center (0,3) and radius 4
- 2) center (0,-3) and radius 4
- 3) center (0,3) and radius 16
- 4) center (0,-3) and radius 16

407 The equation of line  $h$  is  $2x + y = 1$ . Line  $m$  is the image of line  $h$  after a dilation of scale factor 4 with respect to the origin. What is the equation of the line  $m$ ?

- 1)  $y = -2x + 1$
- 2)  $y = -2x + 4$
- 3)  $y = 2x + 4$
- 4)  $y = 2x + 1$

408 In the diagram below, congruent figures 1, 2, and 3 are drawn.



Which sequence of transformations maps figure 1 onto figure 2 and then figure 2 onto figure 3?

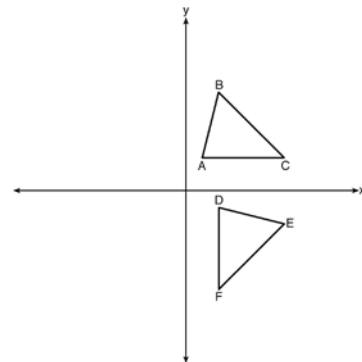
- 1) a reflection followed by a translation
- 2) a rotation followed by a translation
- 3) a translation followed by a reflection
- 4) a translation followed by a rotation

409 If the rectangle below is continuously rotated about side  $w$ , which solid figure is formed?



- 1) pyramid
- 2) rectangular prism
- 3) cone
- 4) cylinder

410 The image of  $\triangle ABC$  after a rotation of  $90^\circ$  clockwise about the origin is  $\triangle DEF$ , as shown below.



Which statement is true?

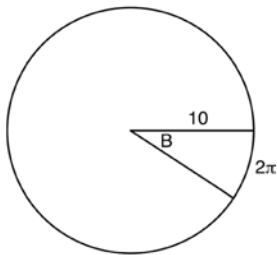
- 1)  $\overline{BC} \cong \overline{DE}$
- 2)  $\overline{AB} \cong \overline{DF}$
- 3)  $\angle C \cong \angle E$
- 4)  $\angle A \cong \angle D$

411 If  $x^2 + 4x + y^2 - 6y - 12 = 0$  is the equation of a circle, the length of the radius is

- 1) 25
- 2) 16
- 3) 5
- 4) 4

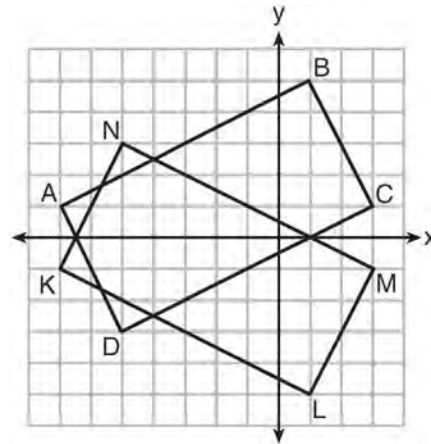


- 412 In the diagram below, the circle shown has radius 10. Angle  $B$  intercepts an arc with a length of  $2\pi$ .



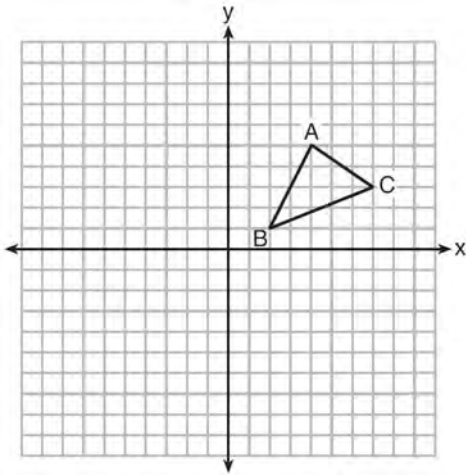
What is the measure of angle  $B$ , in radians?

- 1)  $10 + 2\pi$   
 2)  $20\pi$   
 3)  $\frac{\pi}{5}$   
 4)  $\frac{5}{\pi}$
- 413 A gallon of paint will cover approximately 450 square feet. An artist wants to paint all the outside surfaces of a cube measuring 12 feet on each edge. What is the *least* number of gallons of paint he must buy to paint the cube?
- 1) 1  
 2) 2  
 3) 3  
 4) 4
- 414 A shipping container is in the shape of a right rectangular prism with a length of 12 feet, a width of 8.5 feet, and a height of 4 feet. The container is completely filled with contents that weigh, on average, 0.25 pound per cubic foot. What is the weight, in pounds, of the contents in the container?
- 1) 1,632  
 2) 408  
 3) 102  
 4) 92
- 415 A 20-foot support post leans against a wall, making a  $70^\circ$  angle with the ground. To the *nearest tenth of a foot*, how far up the wall will the support post reach?
- 1) 6.8  
 2) 6.9  
 3) 18.7  
 4) 18.8
- 416 The endpoints of one side of a regular pentagon are  $(-1, 4)$  and  $(2, 3)$ . What is the perimeter of the pentagon?
- 1)  $\sqrt{10}$   
 2)  $5\sqrt{10}$   
 3)  $5\sqrt{2}$   
 4)  $25\sqrt{2}$
- 417 On the set of axes below, rectangle  $ABCD$  can be proven congruent to rectangle  $KLMN$  using which transformation?



- 1) rotation  
 2) translation  
 3) reflection over the  $x$ -axis  
 4) reflection over the  $y$ -axis

- 418 In the diagram below,  $\triangle ABC$  has vertices  $A(4,5)$ ,  $B(2,1)$ , and  $C(7,3)$ .

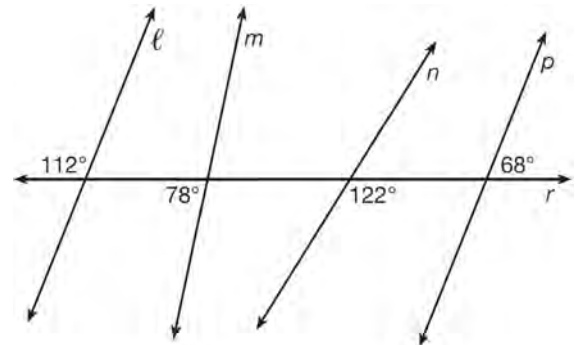


What is the slope of the altitude drawn from  $A$  to  $\overline{BC}$ ?

- 1)  $\frac{2}{5}$
  - 2)  $\frac{3}{2}$
  - 3)  $-\frac{1}{2}$
  - 4)  $-\frac{5}{2}$
- 419 Line  $y = 3x - 1$  is transformed by a dilation with a scale factor of 2 and centered at  $(3,8)$ . The line's image is
- 1)  $y = 3x - 8$
  - 2)  $y = 3x - 4$
  - 3)  $y = 3x - 2$
  - 4)  $y = 3x - 1$
- 420 If  $\triangle ABC$  is dilated by a scale factor of 3, which statement is true of the image  $\triangle A'B'C'$ ?
- 1)  $3A'B' = AB$
  - 2)  $B'C' = 3BC$
  - 3)  $m\angle A' = 3(m\angle A)$
  - 4)  $3(m\angle C') = m\angle C$

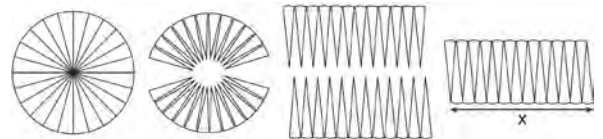
- 421 A quadrilateral has vertices with coordinates  $(-3,1)$ ,  $(0,3)$ ,  $(5,2)$ , and  $(-1,-2)$ . Which type of quadrilateral is this?
- 1) rhombus
  - 2) rectangle
  - 3) square
  - 4) trapezoid

- 422 In the diagram below, lines  $\ell$ ,  $m$ ,  $n$ , and  $p$  intersect line  $r$ .



Which statement is true?

- 1)  $\ell \parallel n$
  - 2)  $\ell \parallel p$
  - 3)  $m \parallel p$
  - 4)  $m \parallel n$
- 423 A circle with a radius of 5 was divided into 24 congruent sectors. The sectors were then rearranged, as shown in the diagram below.



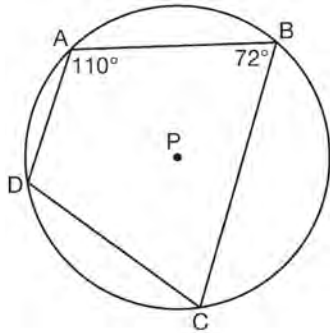
To the nearest integer, the value of  $x$  is

- 1) 31
- 2) 16
- 3) 12
- 4) 10

Geometry Multiple Choice Regents Exam Questions

www.jmap.org

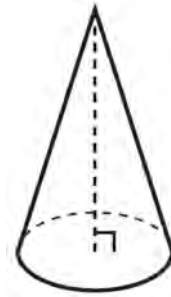
- 424 In the diagram below, quadrilateral  $ABCD$  is inscribed in circle  $P$ .



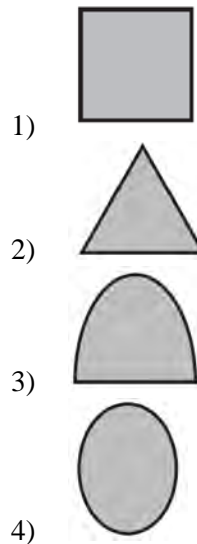
What is  $m\angle ADC$ ?

- 1)  $70^\circ$
  - 2)  $72^\circ$
  - 3)  $108^\circ$
  - 4)  $110^\circ$
- 425 A designer needs to create perfectly circular necklaces. The necklaces each need to have a radius of 10 cm. What is the largest number of necklaces that can be made from 1000 cm of wire?
- 1) 15
  - 2) 16
  - 3) 31
  - 4) 32
- 426 A three-inch line segment is dilated by a scale factor of 6 and centered at its midpoint. What is the length of its image?
- 1) 9 inches
  - 2) 2 inches
  - 3) 15 inches
  - 4) 18 inches

- 427 William is drawing pictures of cross sections of the right circular cone below.

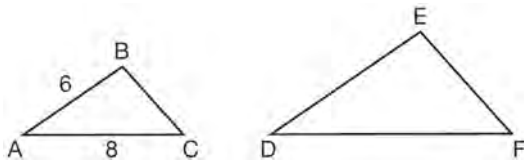


Which drawing can *not* be a cross section of a cone?



- 428 Tennis balls are sold in cylindrical cans with the balls stacked one on top of the other. A tennis ball has a diameter of 6.7 cm. To the *nearest cubic centimeter*, what is the minimum volume of the can that holds a stack of 4 tennis balls?
- 1) 236
  - 2) 282
  - 3) 564
  - 4) 945

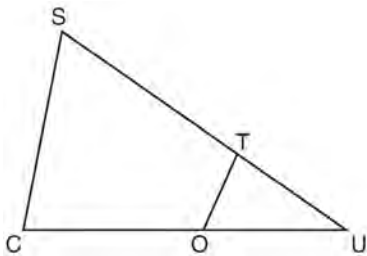
429 In the diagram below,  $\triangle ABC \sim \triangle DEF$ .



If  $AB = 6$  and  $AC = 8$ , which statement will justify similarity by SAS?

- 1)  $DE = 9, DF = 12$ , and  $\angle A \cong \angle D$
- 2)  $DE = 8, DF = 10$ , and  $\angle A \cong \angle D$
- 3)  $DE = 36, DF = 64$ , and  $\angle C \cong \angle F$
- 4)  $DE = 15, DF = 20$ , and  $\angle C \cong \angle F$

430 In  $\triangle SCU$  shown below, points  $T$  and  $O$  are on  $\overline{SU}$  and  $\overline{CU}$ , respectively. Segment  $OT$  is drawn so that  $\angle C \cong \angle OTU$ .



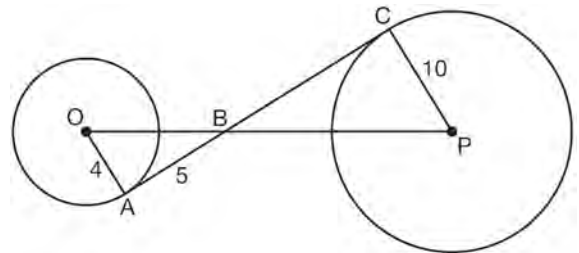
If  $TU = 4, OU = 5$ , and  $OC = 7$ , what is the length of  $\overline{ST}$ ?

- 1) 5.6
- 2) 8.75
- 3) 11
- 4) 15

431 Segment  $CD$  is the perpendicular bisector of  $\overline{AB}$  at  $E$ . Which pair of segments does *not* have to be congruent?

- 1)  $\overline{AD}, \overline{BD}$
- 2)  $\overline{AC}, \overline{BC}$
- 3)  $\overline{AE}, \overline{BE}$
- 4)  $\overline{DE}, \overline{CE}$

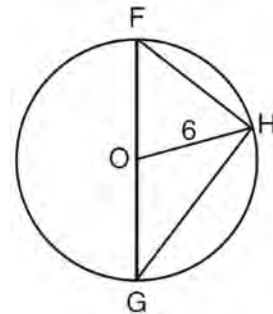
432 In the diagram shown below,  $\overline{AC}$  is tangent to circle  $O$  at  $A$  and to circle  $P$  at  $C$ ,  $\overline{OP}$  intersects  $\overline{AC}$  at  $B$ ,  $OA = 4, AB = 5$ , and  $PC = 10$ .



What is the length of  $\overline{BC}$ ?

- 1) 6.4
- 2) 8
- 3) 12.5
- 4) 16

433 Triangle  $FGH$  is inscribed in circle  $O$ , the length of radius  $\overline{OH}$  is 6, and  $\overline{FH} \cong \overline{OG}$ .



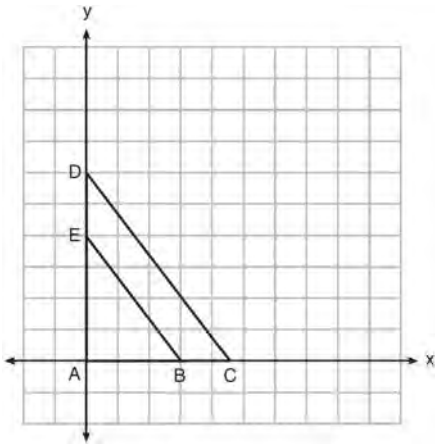
What is the area of the sector formed by angle  $FOH$ ?

- 1)  $2\pi$
- 2)  $\frac{3}{2}\pi$
- 3)  $6\pi$
- 4)  $24\pi$

Geometry Multiple Choice Regents Exam Questions

www.jmap.org

- 434 In the diagram below,  $\triangle ABE$  is the image of  $\triangle ACD$  after a dilation centered at the origin. The coordinates of the vertices are  $A(0,0)$ ,  $B(3,0)$ ,  $C(4.5,0)$ ,  $D(0,6)$ , and  $E(0,4)$ .

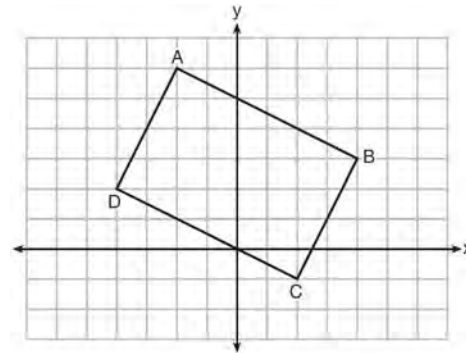


The ratio of the lengths of  $\overline{BE}$  to  $\overline{CD}$  is

- 1)  $\frac{2}{3}$
  - 2)  $\frac{3}{2}$
  - 3)  $\frac{3}{4}$
  - 4)  $\frac{4}{3}$
- 435 Line segment  $\overline{NY}$  has endpoints  $N(-11,5)$  and  $Y(5,-7)$ . What is the equation of the perpendicular bisector of  $\overline{NY}$ ?

- 1)  $y + 1 = \frac{4}{3}(x + 3)$
- 2)  $y + 1 = -\frac{3}{4}(x + 3)$
- 3)  $y - 6 = \frac{4}{3}(x - 8)$
- 4)  $y - 6 = -\frac{3}{4}(x - 8)$

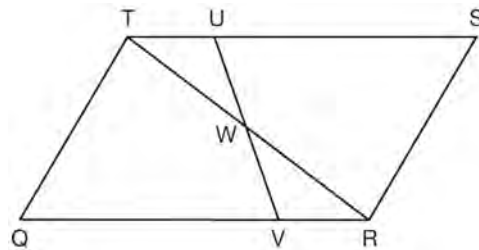
- 436 Quadrilateral  $ABCD$  is graphed on the set of axes below.



When  $ABCD$  is rotated  $90^\circ$  in a counterclockwise direction about the origin, its image is quadrilateral  $A'B'C'D'$ . Is distance preserved under this rotation, and which coordinates are correct for the given vertex?

- 1) no and  $C'(1,2)$
- 2) no and  $D'(2,4)$
- 3) yes and  $A'(6,2)$
- 4) yes and  $B'(-3,4)$

- 437 In parallelogram  $QRST$  shown below, diagonal  $\overline{TR}$  is drawn,  $U$  and  $V$  are points on  $\overline{TS}$  and  $\overline{QR}$ , respectively, and  $\overline{UV}$  intersects  $\overline{TR}$  at  $W$ .



If  $m\angle S = 60^\circ$ ,  $m\angle SRT = 83^\circ$ , and  $m\angle TWU = 35^\circ$ , what is  $m\angle WVQ$ ?

- 1)  $37^\circ$
- 2)  $60^\circ$
- 3)  $72^\circ$
- 4)  $83^\circ$

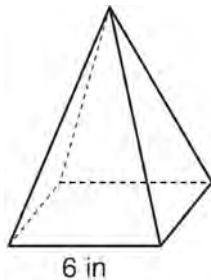
Geometry Multiple Choice Regents Exam Questions

www.jmap.org

- 438 A hemispherical water tank has an inside diameter of 10 feet. If water has a density of 62.4 pounds per cubic foot, what is the weight of the water in a full tank, to the *nearest pound*?
- 1) 16,336
  - 2) 32,673
  - 3) 130,690
  - 4) 261,381

- 439 The Great Pyramid of Giza was constructed as a regular pyramid with a square base. It was built with an approximate volume of 2,592,276 cubic meters and a height of 146.5 meters. What was the length of one side of its base, to the *nearest meter*?
- 1) 73
  - 2) 77
  - 3) 133
  - 4) 230

- 440 As shown in the diagram below, a regular pyramid has a square base whose side measures 6 inches.

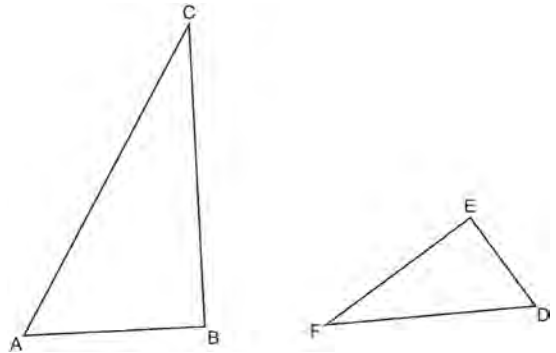


If the altitude of the pyramid measures 12 inches, its volume, in cubic inches, is

- 1) 72
  - 2) 144
  - 3) 288
  - 4) 432
- 441 Two right triangles must be congruent if
- 1) an acute angle in each triangle is congruent
  - 2) the lengths of the hypotenuses are equal
  - 3) the corresponding legs are congruent
  - 4) the areas are equal

- 442 The coordinates of the vertices of  $\triangle RST$  are  $R(-2,-3)$ ,  $S(8,2)$ , and  $T(4,5)$ . Which type of triangle is  $\triangle RST$ ?
- 1) right
  - 2) acute
  - 3) obtuse
  - 4) equiangular

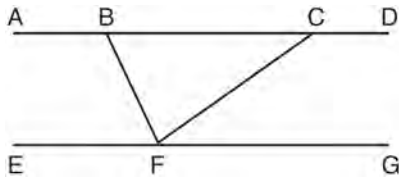
- 443 Triangles  $ABC$  and  $DEF$  are drawn below.



If  $AB = 9$ ,  $BC = 15$ ,  $DE = 6$ ,  $EF = 10$ , and  $\angle B \cong \angle E$ , which statement is true?

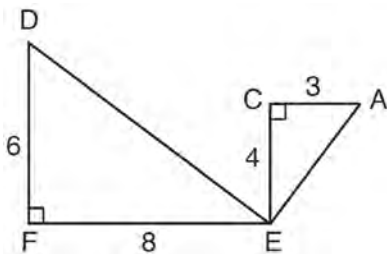
- 1)  $\angle CAB \cong \angle DEF$
  - 2)  $\frac{AB}{CB} = \frac{FE}{DE}$
  - 3)  $\triangle ABC \sim \triangle DEF$
  - 4)  $\frac{AB}{DE} = \frac{FE}{CB}$
- 444 Molly wishes to make a lawn ornament in the form of a solid sphere. The clay being used to make the sphere weighs .075 pound per cubic inch. If the sphere's radius is 4 inches, what is the weight of the sphere, to the *nearest pound*?
- 1) 34
  - 2) 20
  - 3) 15
  - 4) 4

- 445 Steve drew line segments  $ABCD$ ,  $EFG$ ,  $BF$ , and  $CF$  as shown in the diagram below. Scalene  $\triangle BFC$  is formed.



Which statement will allow Steve to prove  $\overline{ABCD} \parallel \overline{EFG}$ ?

- 1)  $\angle CFG \cong \angle FCB$
  - 2)  $\angle ABF \cong \angle BFC$
  - 3)  $\angle EFB \cong \angle CFB$
  - 4)  $\angle CBF \cong \angle GFC$
- 446 Given:  $\triangle AEC$ ,  $\triangle DEF$ , and  $\overline{FE} \perp \overline{CE}$



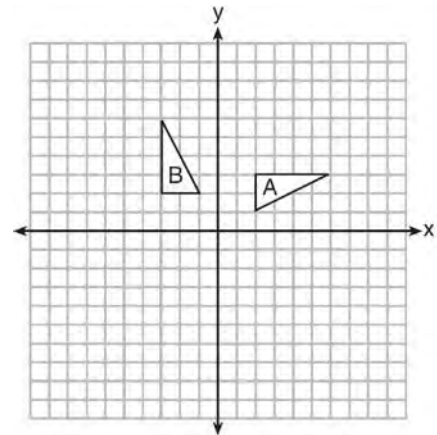
What is a correct sequence of similarity transformations that shows  $\triangle AEC \sim \triangle DEF$ ?

- 1) a rotation of 180 degrees about point  $E$  followed by a horizontal translation
- 2) a counterclockwise rotation of 90 degrees about point  $E$  followed by a horizontal translation
- 3) a rotation of 180 degrees about point  $E$  followed by a dilation with a scale factor of 2 centered at point  $E$
- 4) a counterclockwise rotation of 90 degrees about point  $E$  followed by a dilation with a scale factor of 2 centered at point  $E$

- 447 The density of the American white oak tree is 752 kilograms per cubic meter. If the trunk of an American white oak tree has a circumference of 4.5 meters and the height of the trunk is 8 meters, what is the approximate number of kilograms of the trunk?

- 1) 13
- 2) 9694
- 3) 13,536
- 4) 30,456

- 448 In the diagram below, which single transformation was used to map triangle  $A$  onto triangle  $B$ ?



- 1) line reflection
- 2) rotation
- 3) dilation
- 4) translation

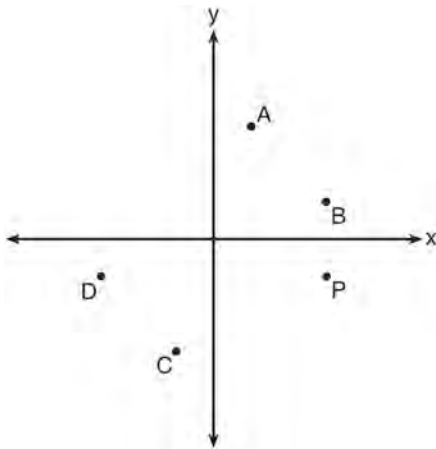
- 449 In parallelogram  $ABCD$ , diagonals  $\overline{AC}$  and  $\overline{BD}$  intersect at  $E$ . Which statement does *not* prove parallelogram  $ABCD$  is a rhombus?

- 1)  $\overline{AC} \cong \overline{DB}$
- 2)  $\overline{AB} \cong \overline{BC}$
- 3)  $\overline{AC} \perp \overline{DB}$
- 4)  $AC$  bisects  $\angle DCB$

Geometry Multiple Choice Regents Exam Questions

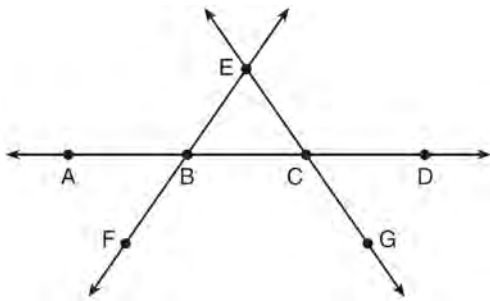
www.jmap.org

- 450 Which point shown in the graph below is the image of point  $P$  after a counterclockwise rotation of  $90^\circ$  about the origin?



- 1)  $A$
- 2)  $B$
- 3)  $C$
- 4)  $D$

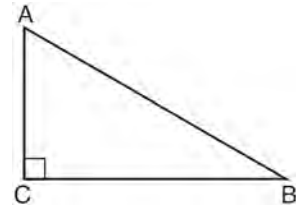
- 451 In the diagram below,  $\overleftrightarrow{FE}$  bisects  $\overline{AC}$  at  $B$ , and  $\overleftrightarrow{GE}$  bisects  $\overline{BD}$  at  $C$ .



Which statement is always true?

- 1)  $\overline{AB} \cong \overline{DC}$
- 2)  $\overline{FB} \cong \overline{EB}$
- 3)  $\overleftrightarrow{BD}$  bisects  $\overleftrightarrow{GE}$  at  $C$ .
- 4)  $\overleftrightarrow{AC}$  bisects  $\overleftrightarrow{FE}$  at  $B$ .

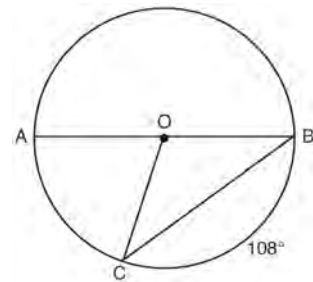
- 452 In scalene triangle  $ABC$  shown in the diagram below,  $m\angle C = 90^\circ$ .



Which equation is always true?

- 1)  $\sin A = \sin B$
- 2)  $\cos A = \cos B$
- 3)  $\cos A = \sin C$
- 4)  $\sin A = \cos B$

- 453 In circle  $O$ , diameter  $\overline{AB}$ , chord  $\overline{BC}$ , and radius  $\overline{OC}$  are drawn, and the measure of arc  $BC$  is  $108^\circ$ .



Some students wrote these formulas to find the area of sector  $COB$ :

Amy  $\frac{3}{10} \cdot \pi \cdot (BC)^2$

Beth  $\frac{108}{360} \cdot \pi \cdot (OC)^2$

Carl  $\frac{3}{10} \cdot \pi \cdot \left(\frac{1}{2}AB\right)^2$

Dex  $\frac{108}{360} \cdot \pi \cdot \frac{1}{2}(AB)^2$

Which students wrote correct formulas?

- 1) Amy and Dex
- 2) Beth and Carl
- 3) Carl and Amy
- 4) Dex and Beth



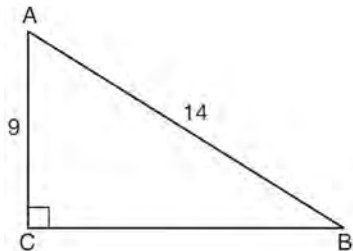
Geometry Multiple Choice Regents Exam Questions

www.jmap.org

454 A company is creating an object from a wooden cube with an edge length of 8.5 cm. A right circular cone with a diameter of 8 cm and an altitude of 8 cm will be cut out of the cube. Which expression represents the volume of the remaining wood?

- 1)  $(8.5)^3 - \pi(8)^2(8)$
- 2)  $(8.5)^3 - \pi(4)^2(8)$
- 3)  $(8.5)^3 - \frac{1}{3}\pi(8)^2(8)$
- 4)  $(8.5)^3 - \frac{1}{3}\pi(4)^2(8)$

455 In the diagram of right triangle  $ABC$  shown below,  $AB = 14$  and  $AC = 9$ .



What is the measure of  $\angle A$ , to the nearest degree?

- 1) 33
- 2) 40
- 3) 50
- 4) 57

456 Line segment  $A'B'$ , whose endpoints are  $(4, -2)$  and  $(16, 14)$ , is the image of  $\overline{AB}$  after a dilation of  $\frac{1}{2}$  centered at the origin. What is the length of  $\overline{AB}$ ?

- 1) 5
- 2) 10
- 3) 20
- 4) 40

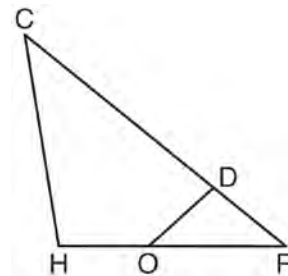
457 The ratio of similarity of  $\triangle BOY$  to  $\triangle GRL$  is 1:2. If  $BO = x + 3$  and  $GR = 3x - 1$ , then the length of  $\overline{GR}$  is

- 1) 5
- 2) 7
- 3) 10
- 4) 20

458 A fish tank in the shape of a rectangular prism has dimensions of 14 inches, 16 inches, and 10 inches. The tank contains 1680 cubic inches of water. What percent of the fish tank is empty?

- 1) 10
- 2) 25
- 3) 50
- 4) 75

459 In triangle  $CHR$ ,  $O$  is on  $\overline{HR}$ , and  $D$  is on  $\overline{CR}$  so that  $\angle H \cong \angle RDO$ .

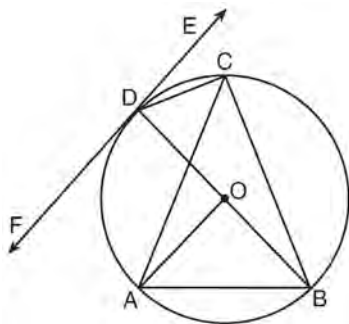


If  $RD = 4$ ,  $RO = 6$ , and  $OH = 4$ , what is the length of  $\overline{CD}$ ?

- 1)  $2\frac{2}{3}$
- 2)  $6\frac{2}{3}$
- 3) 11
- 4) 15

- 460 The vertices of  $\triangle JKL$  have coordinates  $J(5,1)$ ,  $K(-2,-3)$ , and  $L(-4,1)$ . Under which transformation is the image  $\triangle J'K'L'$  not congruent to  $\triangle JKL$ ?
- 1) a translation of two units to the right and two units down
  - 2) a counterclockwise rotation of 180 degrees around the origin
  - 3) a reflection over the  $x$ -axis
  - 4) a dilation with a scale factor of 2 and centered at the origin

- 461 In the diagram below,  $\overline{DC}$ ,  $\overline{AC}$ ,  $\overline{DOB}$ ,  $\overline{CB}$ , and  $\overline{AB}$  are chords of circle  $O$ ,  $\overleftrightarrow{FDE}$  is tangent at point  $D$ , and radius  $\overline{AO}$  is drawn. Sam decides to apply this theorem to the diagram: "An angle inscribed in a semi-circle is a right angle."

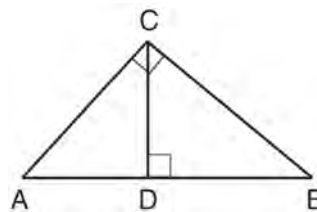


Which angle is Sam referring to?

- 1)  $\angle AOB$
  - 2)  $\angle BAC$
  - 3)  $\angle DCB$
  - 4)  $\angle FDB$
- 462 Which transformation would result in the perimeter of a triangle being different from the perimeter of its image?
- 1)  $(x,y) \rightarrow (y,x)$
  - 2)  $(x,y) \rightarrow (x,-y)$
  - 3)  $(x,y) \rightarrow (4x,4y)$
  - 4)  $(x,y) \rightarrow (x+2,y-5)$

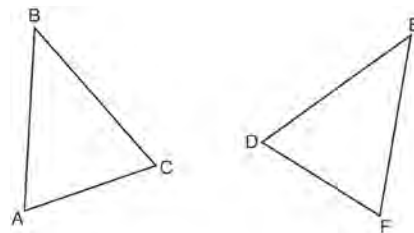
- 463 In  $\triangle ABC$ , the complement of  $\angle B$  is  $\angle A$ . Which statement is always true?
- 1)  $\tan \angle A = \tan \angle B$
  - 2)  $\sin \angle A = \sin \angle B$
  - 3)  $\cos \angle A = \tan \angle B$
  - 4)  $\sin \angle A = \cos \angle B$

- 464 In the diagram below,  $\overline{CD}$  is the altitude drawn to the hypotenuse  $\overline{AB}$  of right triangle  $ABC$ .



Which lengths would *not* produce an altitude that measures  $6\sqrt{2}$ ?

- 1)  $AD = 2$  and  $DB = 36$
  - 2)  $AD = 3$  and  $AB = 24$
  - 3)  $AD = 6$  and  $DB = 12$
  - 4)  $AD = 8$  and  $AB = 17$
- 465 Which statement is sufficient evidence that  $\triangle DEF$  is congruent to  $\triangle ABC$ ?



- 1)  $AB = DE$  and  $BC = EF$
- 2)  $\angle D \cong \angle A$ ,  $\angle B \cong \angle E$ ,  $\angle C \cong \angle F$
- 3) There is a sequence of rigid motions that maps  $\overline{AB}$  onto  $\overline{DE}$ ,  $\overline{BC}$  onto  $\overline{EF}$ , and  $\overline{AC}$  onto  $\overline{DF}$ .
- 4) There is a sequence of rigid motions that maps point  $A$  onto point  $D$ ,  $\overline{AB}$  onto  $\overline{DE}$ , and  $\angle B$  onto  $\angle E$ .

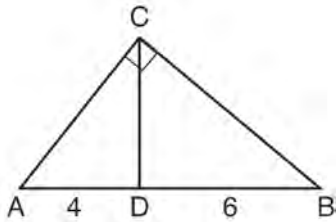
Geometry Multiple Choice Regents Exam Questions

www.jmap.org

- 466 The cross section of a regular pyramid contains the altitude of the pyramid. The shape of this cross section is a
- 1) circle
  - 2) square
  - 3) triangle
  - 4) rectangle

- 467 The diagonals of rhombus  $TEAM$  intersect at  $P(2,1)$ . If the equation of the line that contains diagonal  $TA$  is  $y = -x + 3$ , what is the equation of a line that contains diagonal  $EM$ ?
- 1)  $y = x - 1$
  - 2)  $y = x - 3$
  - 3)  $y = -x - 1$
  - 4)  $y = -x - 3$

- 468 In the diagram of right triangle  $ABC$ ,  $\overline{CD}$  intersects hypotenuse  $\overline{AB}$  at  $D$ .

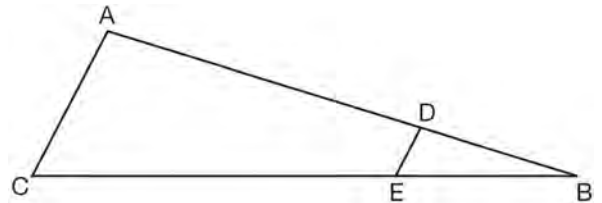


If  $AD = 4$  and  $DB = 6$ , which length of  $\overline{AC}$  makes  $\overline{CD} \perp \overline{AB}$ ?

- 1)  $2\sqrt{6}$
- 2)  $2\sqrt{10}$
- 3)  $2\sqrt{15}$
- 4)  $4\sqrt{2}$

- 469 If an equilateral triangle is continuously rotated around one of its medians, which 3-dimensional object is generated?
- 1) cone
  - 2) pyramid
  - 3) prism
  - 4) sphere

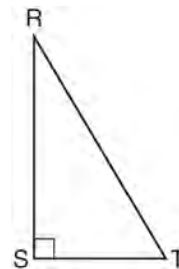
- 470 In the diagram of  $\triangle ABC$ , points  $D$  and  $E$  are on  $\overline{AB}$  and  $\overline{CB}$ , respectively, such that  $\overline{AC} \parallel \overline{DE}$ .



If  $AD = 24$ ,  $DB = 12$ , and  $DE = 4$ , what is the length of  $\overline{AC}$ ?

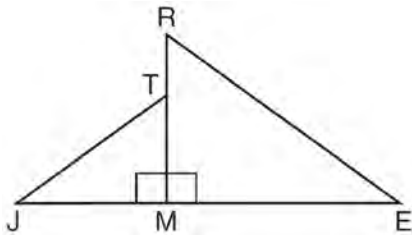
- 1) 8
- 2) 12
- 3) 16
- 4) 72

- 471 Which object is formed when right triangle  $RST$  shown below is rotated around leg  $\overline{RS}$ ?



- 1) a pyramid with a square base
- 2) an isosceles triangle
- 3) a right triangle
- 4) a cone

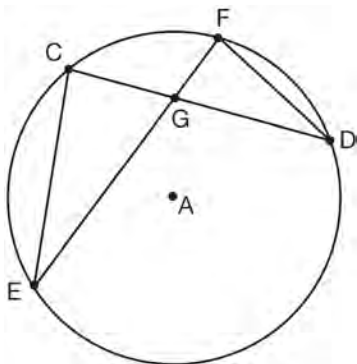
472 In the diagram below,  $\triangle ERM \sim \triangle JTM$ .



Which statement is always true?

- 1)  $\cos J = \frac{RM}{RE}$
- 2)  $\cos R = \frac{JM}{JT}$
- 3)  $\tan T = \frac{RM}{EM}$
- 4)  $\tan E = \frac{TM}{JM}$

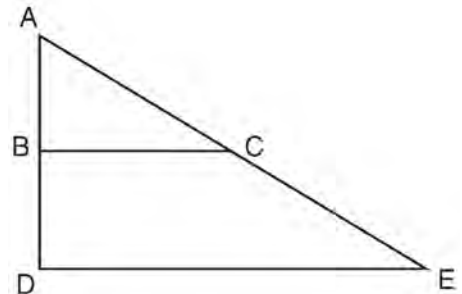
473 In the diagram of circle A shown below, chords  $\overline{CD}$  and  $\overline{EF}$  intersect at G, and chords  $\overline{CE}$  and  $\overline{FD}$  are drawn.



Which statement is *not* always true?

- 1)  $\overline{CG} \cong \overline{FG}$
- 2)  $\angle CEG \cong \angle FDG$
- 3)  $\frac{CE}{EG} = \frac{FD}{DG}$
- 4)  $\triangle CEG \sim \triangle FDG$

474 The image of  $\triangle ABC$  after a dilation of scale factor  $k$  centered at point A is  $\triangle ADE$ , as shown in the diagram below.



Which statement is always true?

- 1)  $\overline{2AB} = \overline{AD}$
- 2)  $\overline{AD} \perp \overline{DE}$
- 3)  $\overline{AC} = \overline{CE}$
- 4)  $\overline{BC} \parallel \overline{DE}$

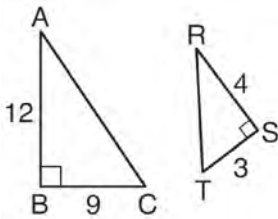
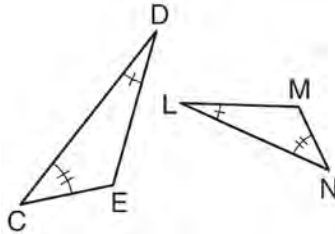
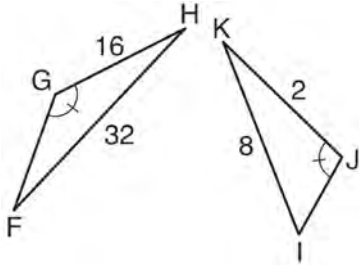
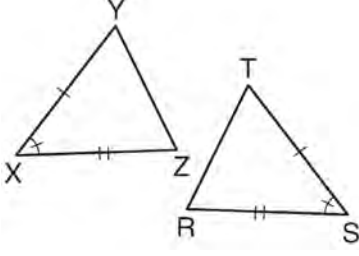
475 Which expression is always equivalent to  $\sin x$  when  $0^\circ < x < 90^\circ$ ?

- 1)  $\cos(90^\circ - x)$
- 2)  $\cos(45^\circ - x)$
- 3)  $\cos(2x)$
- 4)  $\cos x$

476 A line that passes through the points whose coordinates are (1, 1) and (5, 7) is dilated by a scale factor of 3 and centered at the origin. The image of the line

- 1) is perpendicular to the original line
- 2) is parallel to the original line
- 3) passes through the origin
- 4) is the original line

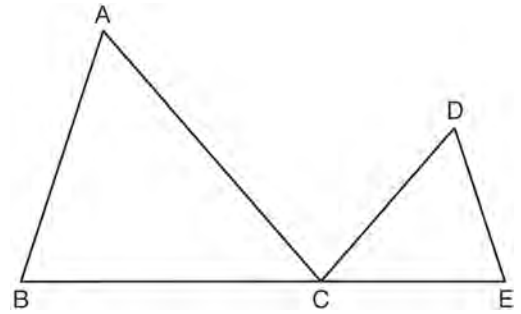
477 Using the information given below, which set of triangles can *not* be proven similar?

- 1) 
- 2) 
- 3) 
- 4) 

478 Point  $P$  is on the directed line segment from point  $X(-6, -2)$  to point  $Y(6, 7)$  and divides the segment in the ratio  $1:5$ . What are the coordinates of point  $P$ ?

- 1)  $\left(4, 5\frac{1}{2}\right)$
- 2)  $\left(-\frac{1}{2}, -4\right)$
- 3)  $\left(-4\frac{1}{2}, 0\right)$
- 4)  $\left(-4, -\frac{1}{2}\right)$

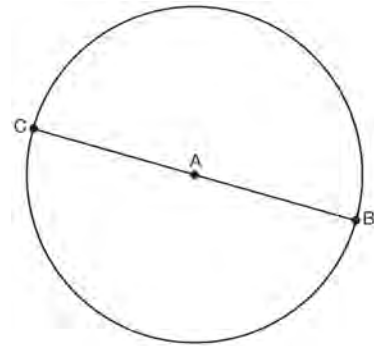
479 In the diagram below,  $\triangle ABC \sim \triangle DEC$ .



If  $AC = 12$ ,  $DC = 7$ ,  $DE = 5$ , and the perimeter of  $\triangle ABC$  is 30, what is the perimeter of  $\triangle DEC$ ?

- 1) 12.5
- 2) 14.0
- 3) 14.8
- 4) 17.5

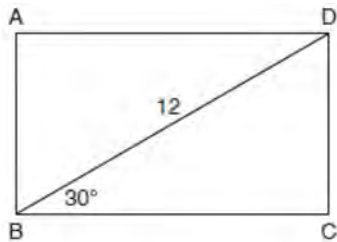
480 In the diagram below,  $\overline{BC}$  is the diameter of circle  $A$ .



Point  $D$ , which is unique from points  $B$  and  $C$ , is plotted on circle  $A$ . Which statement must always be true?

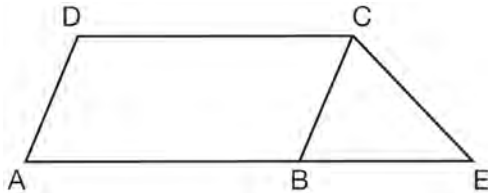
- 1)  $\triangle BCD$  is a right triangle.
- 2)  $\triangle BCD$  is an isosceles triangle.
- 3)  $\triangle BAD$  and  $\triangle CBD$  are similar triangles.
- 4)  $\triangle BAD$  and  $\triangle CAD$  are congruent triangles.

- 481 The diagram shows rectangle  $ABCD$ , with diagonal  $\overline{BD}$ .



What is the perimeter of rectangle  $ABCD$ , to the nearest tenth?

- 1) 28.4
  - 2) 32.8
  - 3) 48.0
  - 4) 62.4
- 482 In the diagram below,  $ABCD$  is a parallelogram,  $\overline{AB}$  is extended through  $B$  to  $E$ , and  $\overline{CE}$  is drawn.



If  $\overline{CE} \cong \overline{BE}$  and  $m\angle D = 112^\circ$ , what is  $m\angle E$ ?

- 1)  $44^\circ$
  - 2)  $56^\circ$
  - 3)  $68^\circ$
  - 4)  $112^\circ$
- 483 Seawater contains approximately 1.2 ounces of salt per liter on average. How many gallons of seawater, to the nearest tenth of a gallon, would contain 1 pound of salt?
- 1) 3.3
  - 2) 3.5
  - 3) 4.7
  - 4) 13.3

- 484 Kevin's work for deriving the equation of a circle is shown below.

$$x^2 + 4x = -(y^2 - 20)$$

STEP 1  $x^2 + 4x = -y^2 + 20$

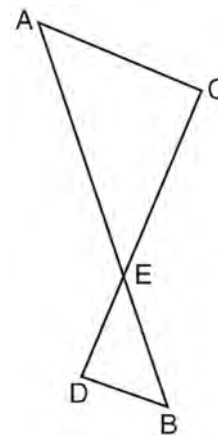
STEP 2  $x^2 + 4x + 4 = -y^2 + 20 - 4$

STEP 3  $(x + 2)^2 = -y^2 + 20 - 4$

STEP 4  $(x + 2)^2 + y^2 = 16$

In which step did he make an error in his work?

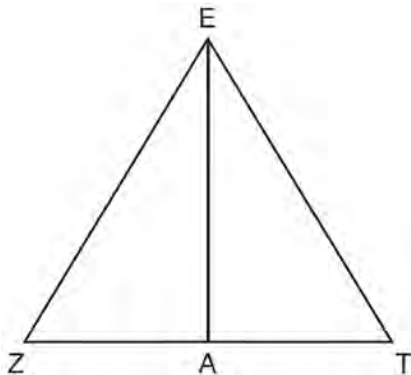
- 1) Step 1
  - 2) Step 2
  - 3) Step 3
  - 4) Step 4
- 485 As shown in the diagram below,  $\overline{AB}$  and  $\overline{CD}$  intersect at  $E$ , and  $\overline{AC} \parallel \overline{BD}$ .



Given  $\triangle AEC \sim \triangle BED$ , which equation is true?

- 1)  $\frac{CE}{DE} = \frac{EB}{EA}$
- 2)  $\frac{AE}{BE} = \frac{AC}{BD}$
- 3)  $\frac{EC}{AE} = \frac{BE}{ED}$
- 4)  $\frac{ED}{EC} = \frac{AC}{BD}$

- 486 Line segment  $\overline{EA}$  is the perpendicular bisector of  $\overline{ZT}$ , and  $\overline{ZE}$  and  $\overline{TE}$  are drawn.

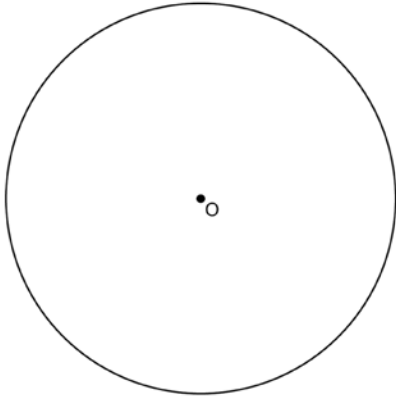


Which conclusion can *not* be proven?

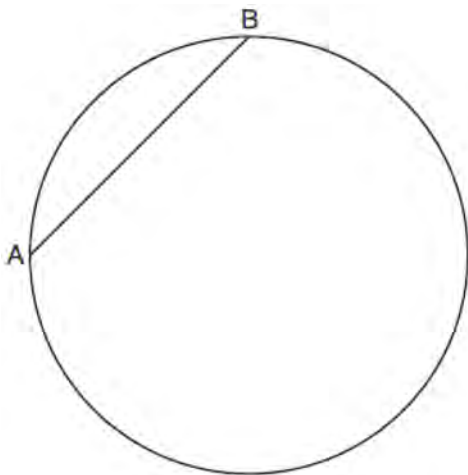
- 1)  $\overline{EA}$  bisects angle  $ZET$ .
  - 2) Triangle  $EZT$  is equilateral.
  - 3)  $\overline{EA}$  is a median of triangle  $EZT$ .
  - 4) Angle  $Z$  is congruent to angle  $T$ .
- 487 Linda is designing a circular piece of stained glass with a diameter of 7 inches. She is going to sketch a square inside the circular region. To the *nearest tenth of an inch*, the largest possible length of a side of the square is
- 1) 3.5
  - 2) 4.9
  - 3) 5.0
  - 4) 6.9

**Geometry 2 Point Regents Exam Questions**

- 488 Using a compass and straightedge, construct a regular hexagon inscribed in circle  $O$ . [Leave all construction marks.]

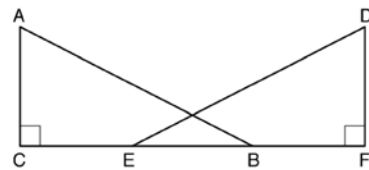


- 489 In the circle below,  $\overline{AB}$  is a chord. Using a compass and straightedge, construct a diameter of the circle. [Leave all construction marks.]



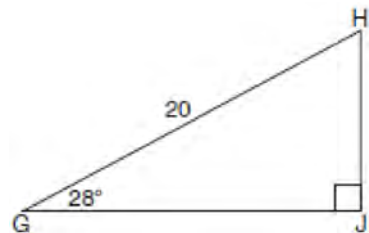
- 490 Determine and state, in terms of  $\pi$ , the area of a sector that intercepts a  $40^\circ$  arc of a circle with a radius of 4.5.

- 491 Given right triangles  $\triangle ABC$  and  $\triangle DEF$  where  $\angle C$  and  $\angle F$  are right angles,  $\overline{AC} \cong \overline{DF}$  and  $\overline{CB} \cong \overline{FE}$ . Describe a precise sequence of rigid motions which would show  $\triangle ABC \cong \triangle DEF$ .



- 492 The volume of a triangular prism is  $70 \text{ in}^3$ . The base of the prism is a right triangle with one leg whose measure is 5 inches. If the height of the prism is 4 inches, determine and state the length, in inches, of the other leg of the triangle.

- 493 When instructed to find the length of  $\overline{HJ}$  in right triangle  $HJG$ , Alex wrote the equation  $\sin 28^\circ = \frac{HJ}{20}$  while Marlene wrote  $\cos 62^\circ = \frac{HJ}{20}$ . Are both students' equations correct? Explain why.

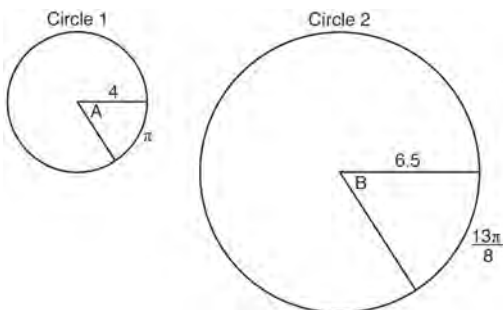




Geometry 2 Point Regents Exam Questions

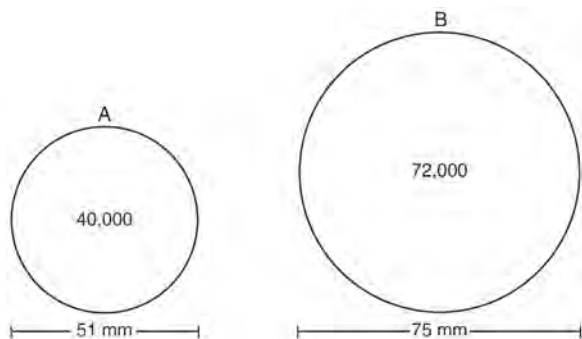
www.jmap.org

- 494 In the diagram below, Circle 1 has radius 4, while Circle 2 has radius 6.5. Angle  $A$  intercepts an arc of length  $\pi$ , and angle  $B$  intercepts an arc of length  $\frac{13\pi}{8}$ .



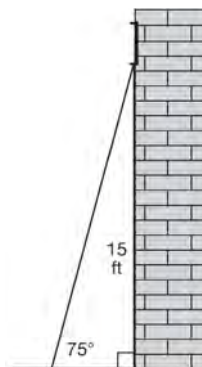
Dominic thinks that angles  $A$  and  $B$  have the same radian measure. State whether Dominic is correct or not. Explain why.

- 495 During an experiment, the same type of bacteria is grown in two petri dishes. Petri dish  $A$  has a diameter of 51 mm and has approximately 40,000 bacteria after 1 hour. Petri dish  $B$  has a diameter of 75 mm and has approximately 72,000 bacteria after 1 hour.

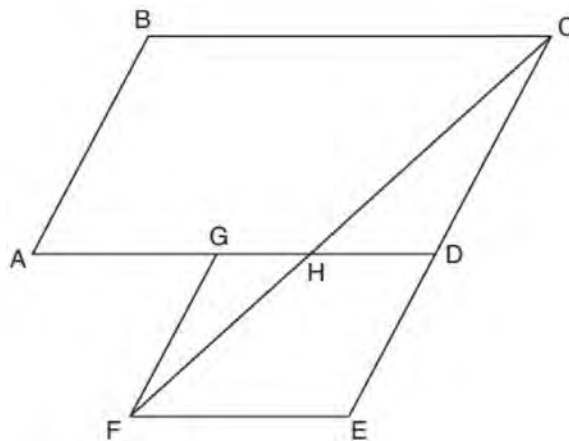


Determine and state which petri dish has the greater population density of bacteria at the end of the first hour.

- 496 In the diagram below, a window of a house is 15 feet above the ground. A ladder is placed against the house with its base at an angle of  $75^\circ$  with the ground. Determine and state the length of the ladder to the nearest tenth of a foot.



- 497 Parallelogram  $ABCD$  is adjacent to rhombus  $DEFG$ , as shown below, and  $\overline{FC}$  intersects  $\overline{AGD}$  at  $H$ .

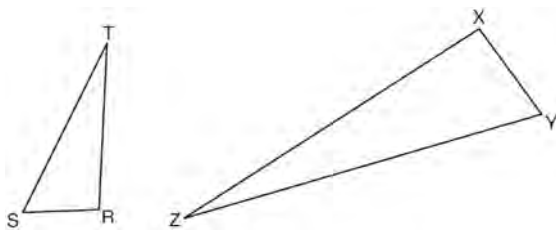


If  $m\angle B = 118^\circ$  and  $m\angle AHC = 138^\circ$ , determine and state  $m\angle GFH$ .

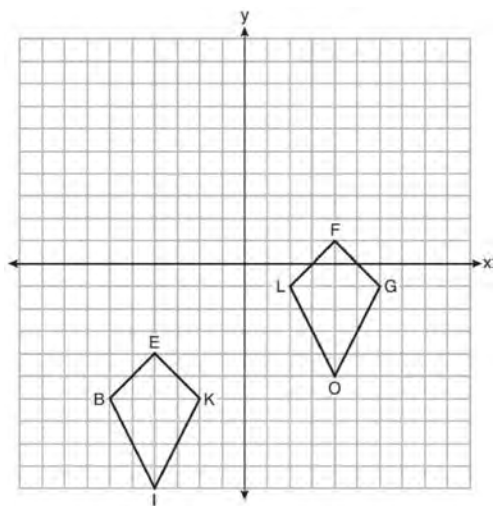
Geometry 2 Point Regents Exam Questions

www.jmap.org

- 498 Triangles  $RST$  and  $XYZ$  are drawn below. If  $RS = 6$ ,  $ST = 14$ ,  $XY = 9$ ,  $YZ = 21$ , and  $\angle S \cong \angle Y$ , is  $\triangle RST$  similar to  $\triangle XYZ$ ? Justify your answer.



- 499 Quadrilaterals  $BIKE$  and  $GOLF$  are graphed on the set of axes below.



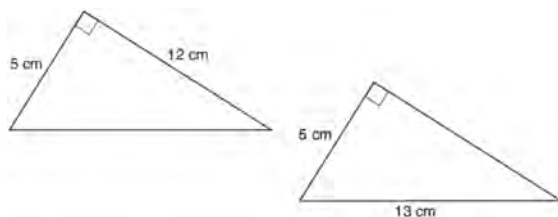
Describe a sequence of transformations that maps quadrilateral  $BIKE$  onto quadrilateral  $GOLF$ .

- 500 Triangle  $A'B'C'$  is the image of triangle  $ABC$  after a translation of 2 units to the right and 3 units up. Is triangle  $ABC$  congruent to triangle  $A'B'C'$ ? Explain why.

- 501 The endpoints of  $\overline{DEF}$  are  $D(1,4)$  and  $F(16,14)$ . Determine and state the coordinates of point  $E$ , if  $DE:EF = 2:3$ .

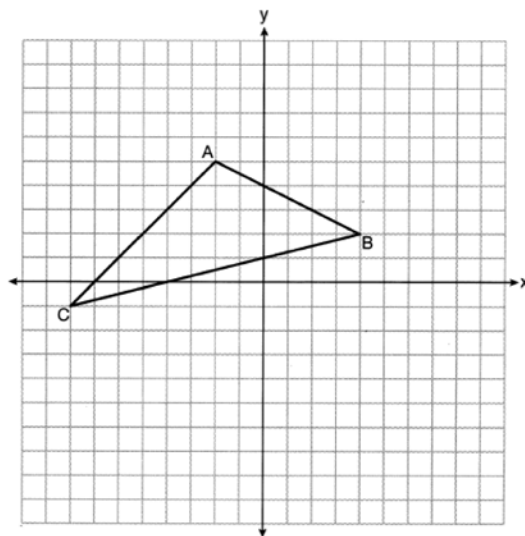
- 502 A machinist creates a solid steel part for a wind turbine engine. The part has a volume of 1015 cubic centimeters. Steel can be purchased for \$0.29 per kilogram, and has a density of  $7.95 \text{ g/cm}^3$ . If the machinist makes 500 of these parts, what is the cost of the steel, to the nearest dollar?

- 503 Skye says that the two triangles below are congruent. Margaret says that the two triangles are similar.



Are Skye and Margaret both correct? Explain why.

- 504 Triangle  $ABC$  with coordinates  $A(-2,5)$ ,  $B(4,2)$ , and  $C(-8,-1)$  is graphed on the set of axes below.

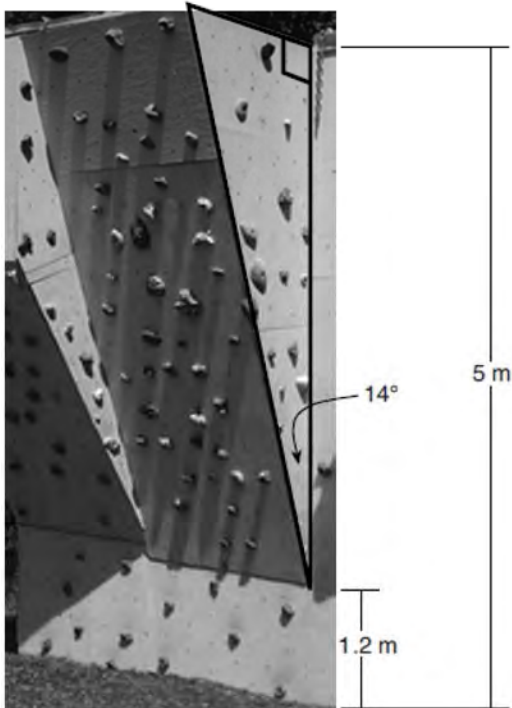


Determine and state the area of  $\triangle ABC$ .

Geometry 2 Point Regents Exam Questions

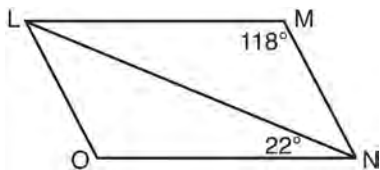
www.jmap.org

- 505 A rock-climbing wall at a local park has a right triangular section that slants toward the climber, as shown in the picture below. The height of the wall is 5 meters and the slanted section begins 1.2 meters up the wall at an angle of 14 degrees.



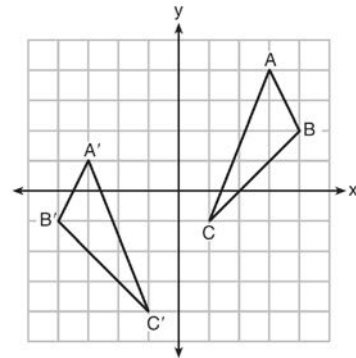
Determine and state, to the *nearest hundredth*, the number of meters in the length of the section of the wall that is slanted (hypotenuse).

- 506 The diagram below shows parallelogram  $LMNO$  with diagonal  $\overline{LN}$ ,  $m\angle M = 118^\circ$ , and  $m\angle LNO = 22^\circ$ .



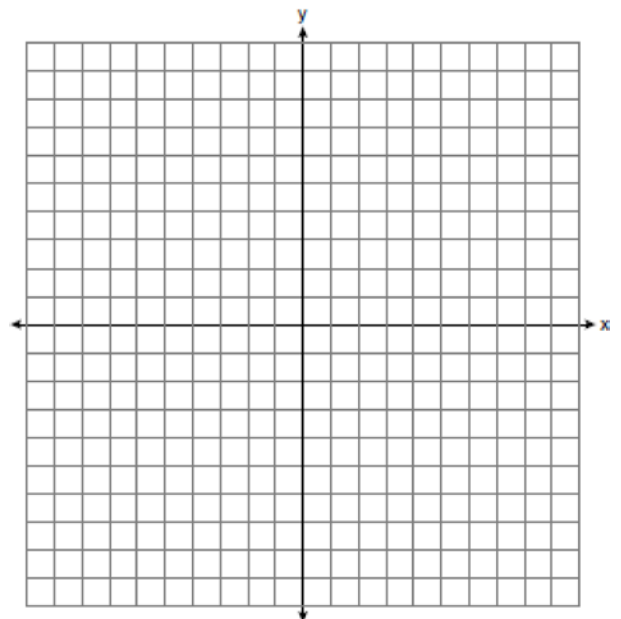
Explain why  $m\angle NLO$  is 40 degrees.

- 507 As graphed on the set of axes below,  $\triangle A'B'C'$  is the image of  $\triangle ABC$  after a sequence of transformations.



Is  $\triangle A'B'C'$  congruent to  $\triangle ABC$ ? Use the properties of rigid motion to explain your answer.

- 508 Triangle  $RST$  has vertices with coordinates  $R(-3, -2)$ ,  $S(3, 2)$  and  $T(4, -4)$ . Determine and state an equation of the line parallel to  $\overline{RT}$  that passes through point  $S$ . [The use of the set of axes below is optional.]



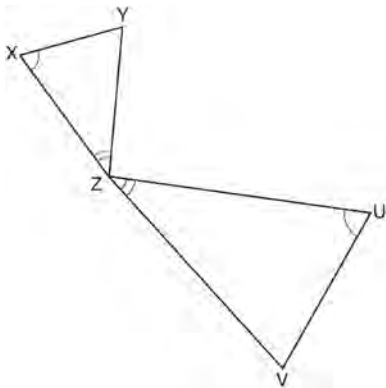
Geometry 2 Point Regents Exam Questions

www.jmap.org

- 509 A wooden cube has an edge length of 6 centimeters and a mass of 137.8 grams. Determine the density of the cube, to the *nearest thousandth*. State which type of wood the cube is made of, using the density table below.

| Type of Wood | Density (g/cm <sup>3</sup> ) |
|--------------|------------------------------|
| Pine         | 0.373                        |
| Hemlock      | 0.431                        |
| Elm          | 0.554                        |
| Birch        | 0.601                        |
| Ash          | 0.638                        |
| Maple        | 0.676                        |
| Oak          | 0.711                        |

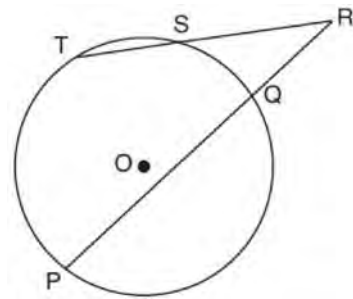
- 510 In the diagram below, triangles  $XYZ$  and  $UVZ$  are drawn such that  $\angle X \cong \angle U$  and  $\angle XZY \cong \angle UZV$ .



Describe a sequence of similarity transformations that shows  $\triangle XYZ$  is similar to  $\triangle UVZ$ .

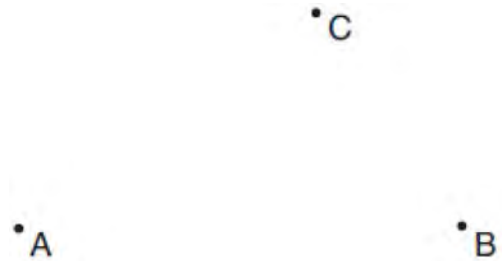
- 511 Randy's basketball is in the shape of a sphere with a maximum circumference of 29.5 inches. Determine and state the volume of the basketball, to the *nearest cubic inch*.

- 512 In the diagram below, secants  $\overline{RST}$  and  $\overline{RQP}$ , drawn from point  $R$ , intersect circle  $O$  at  $S$ ,  $T$ ,  $Q$ , and  $P$ .



If  $RS = 6$ ,  $ST = 4$ , and  $RP = 15$ , what is the length of  $RQ$ ?

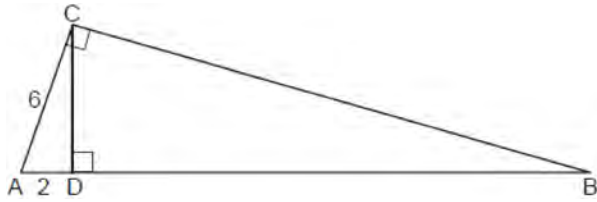
- 513 Given points  $A$ ,  $B$ , and  $C$ , use a compass and straightedge to construct point  $D$  so that  $ABCD$  is a parallelogram. [Leave all construction marks.]



Geometry 2 Point Regents Exam Questions

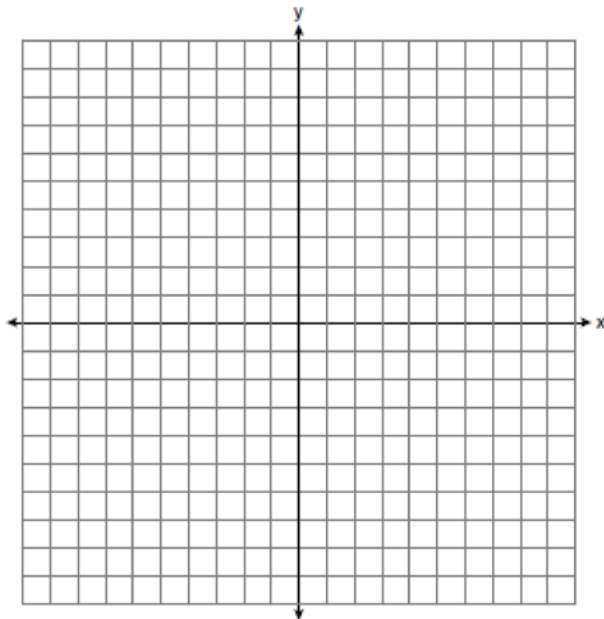
www.jmap.org

- 514 In the diagram below of right triangle  $ACB$ , altitude  $\overline{CD}$  is drawn to hypotenuse  $\overline{AB}$ ,  $AD = 2$  and  $AC = 6$ .

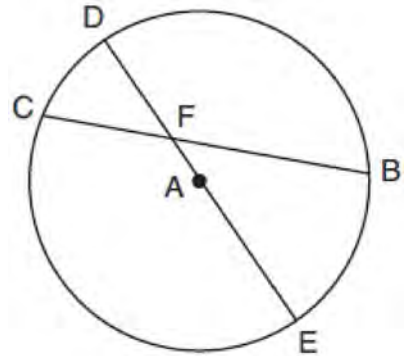


Determine and state the length of  $\overline{AB}$ .

- 515 Directed line segment  $\overline{PT}$  has endpoints whose coordinates are  $P(-2, 1)$  and  $T(4, 7)$ . Determine the coordinates of point  $J$  that divides the segment in the ratio 2 to 1. [The use of the set of axes below is optional.]



- 516 In circle  $A$  below, chord  $\overline{BC}$  and diameter  $\overline{DAE}$  intersect at  $F$ .



If  $m\widehat{CD} = 46^\circ$  and  $m\widehat{DB} = 102^\circ$ , what is  $m\angle CFE$ ?

- 517 Given  $\overline{MT}$  below, use a compass and straightedge to construct a  $45^\circ$  angle whose vertex is at point  $M$ . [Leave all construction marks.]

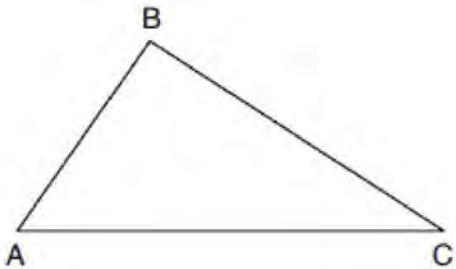


- 518 A support wire reaches from the top of a pole to a clamp on the ground. The pole is perpendicular to the level ground and the clamp is 10 feet from the base of the pole. The support wire makes a  $68^\circ$  angle with the ground. Find the length of the support wire to the nearest foot.

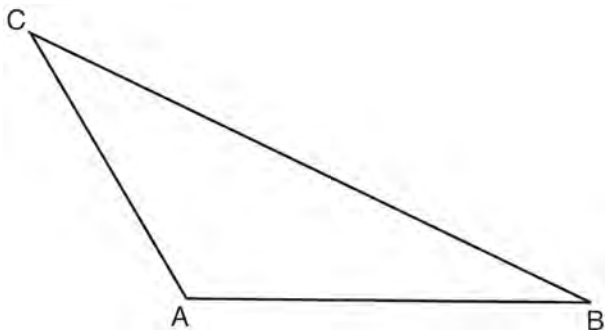
Geometry 2 Point Regents Exam Questions

www.jmap.org

- 519 Using a compass and straightedge, dilate triangle  $ABC$  by a scale factor of 2 centered at  $C$ . [Leave all construction marks.]

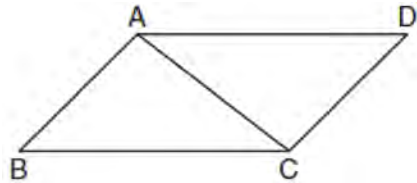


- 520 In the diagram of  $\triangle ABC$  shown below, use a compass and straightedge to construct the median to  $\overline{AB}$ . [Leave all construction marks.]



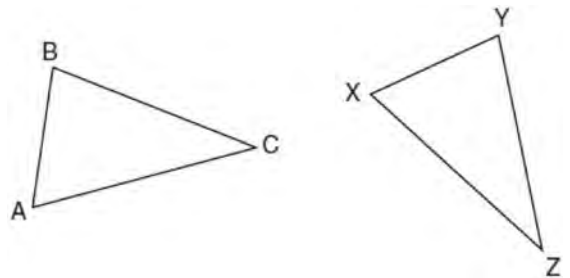
- 521 Bob places an 18-foot ladder 6 feet from the base of his house and leans it up against the side of his house. Find, to the nearest degree, the measure of the angle the bottom of the ladder makes with the ground.

- 522 Given: Parallelogram  $ABCD$  with diagonal  $\overline{AC}$  drawn



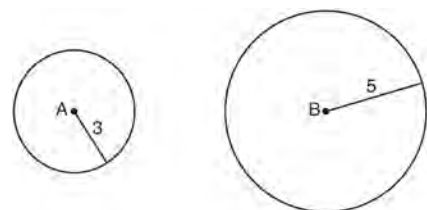
Prove:  $\triangle ABC \cong \triangle CDA$

- 523 In the diagram below of  $\triangle ABC$  and  $\triangle XYZ$ , a sequence of rigid motions maps  $\angle A$  onto  $\angle X$ ,  $\angle C$  onto  $\angle Z$ , and  $\overline{AC}$  onto  $\overline{XZ}$ .



Determine and state whether  $\overline{BC} \cong \overline{YZ}$ . Explain why.

- 524 As shown in the diagram below, circle  $A$  has a radius of 3 and circle  $B$  has a radius of 5.



Use transformations to explain why circles  $A$  and  $B$  are similar.

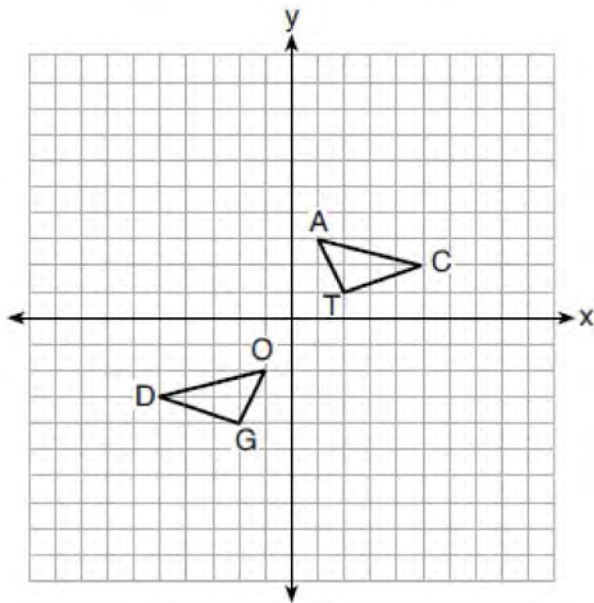
Geometry 2 Point Regents Exam Questions

www.jmap.org

- 525 In isosceles  $\triangle MNP$ , line segment  $NO$  bisects vertex  $\angle MNP$ , as shown below. If  $MP = 16$ , find the length of  $MO$  and explain your answer.



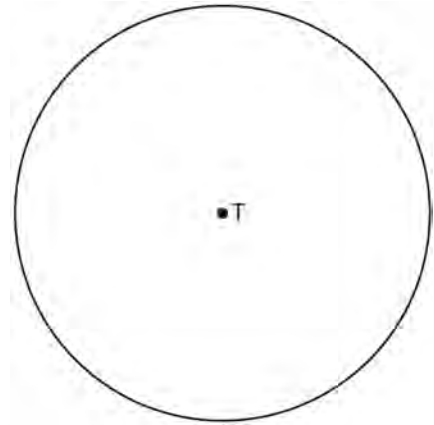
- 526 On the set of axes below,  $\triangle DOG \cong \triangle CAT$ .



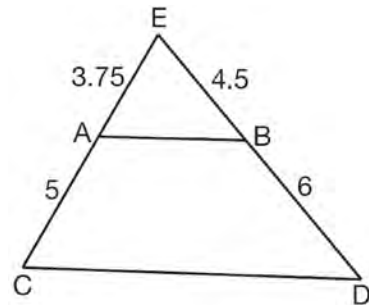
Describe a sequence of transformations that maps  $\triangle DOG$  onto  $\triangle CAT$ .

- 527 A circle has a radius of 6.4 inches. Determine and state, to the nearest square inch, the area of a sector whose arc measures  $80^\circ$ .

- 528 Use a compass and straightedge to construct an inscribed square in circle  $T$  shown below. [Leave all construction marks.]

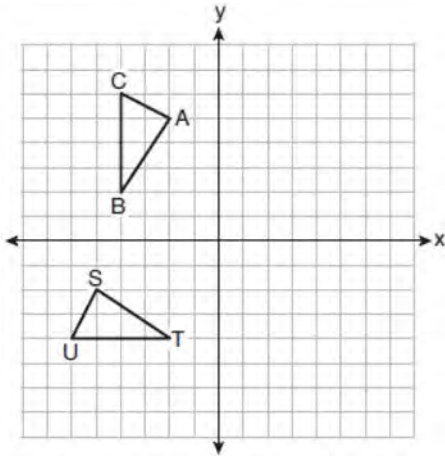


- 529 In  $\triangle CED$  as shown below, points  $A$  and  $B$  are located on sides  $\overline{CE}$  and  $\overline{ED}$ , respectively. Line segment  $AB$  is drawn such that  $AE = 3.75$ ,  $AC = 5$ ,  $EB = 4.5$ , and  $BD = 6$ .



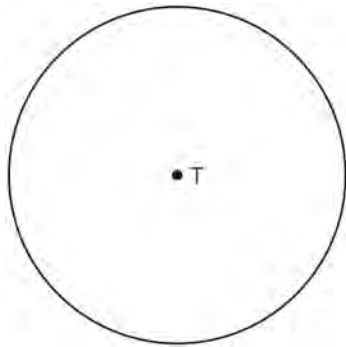
Explain why  $\overline{AB}$  is parallel to  $\overline{CD}$ .

530 On the set of axes below,  $\triangle ABC \cong \triangle STU$ .



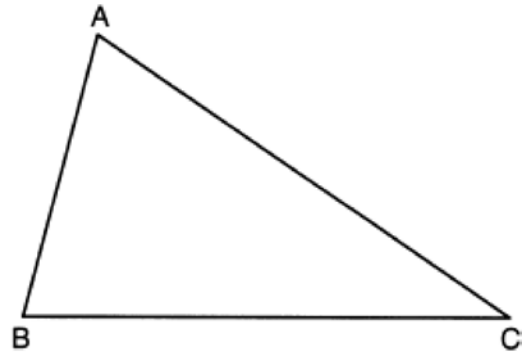
Describe a sequence of rigid motions that maps  $\triangle ABC$  onto  $\triangle STU$ .

531 Construct an equilateral triangle inscribed in circle  $T$  shown below. [Leave all construction marks.]

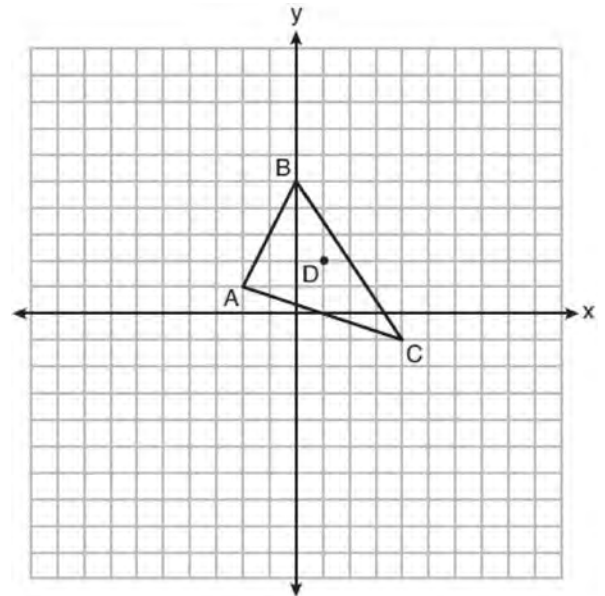


532 Triangle  $A'B'C'$  is the image of triangle  $ABC$  after a dilation with a scale factor of  $\frac{1}{2}$  and centered at point  $A$ . Is triangle  $ABC$  congruent to triangle  $A'B'C'$ ? Explain your answer.

533 Using a compass and straightedge, construct the angle bisector of  $\angle ABC$ . [Leave all construction marks.]



534 Triangle  $ABC$  and point  $D(1,2)$  are graphed on the set of axes below.



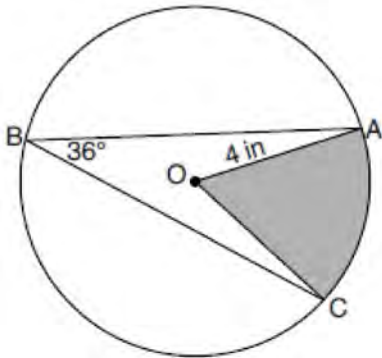
Graph and label  $\triangle A'B'C'$ , the image of  $\triangle ABC$ , after a dilation of scale factor 2 centered at point  $D$ .



Geometry 2 Point Regents Exam Questions

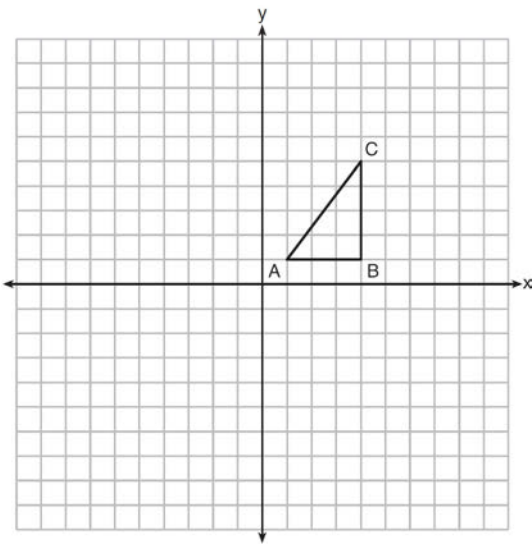
www.jmap.org

- 535 In the diagram below of circle  $O$ , the measure of inscribed angle  $ABC$  is  $36^\circ$  and the length of  $\overline{OA}$  is 4 inches.

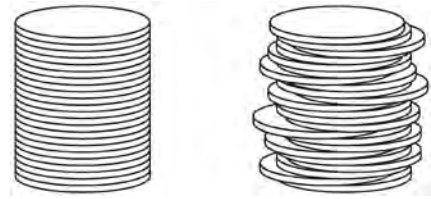


Determine and state, to the nearest tenth of a square inch, the area of the shaded sector.

- 536 In the diagram below,  $\triangle ABC$  has coordinates  $A(1, 1)$ ,  $B(4, 1)$ , and  $C(4, 5)$ . Graph and label  $\triangle A'B'C'$ , the image of  $\triangle ABC$  after the translation five units to the right and two units up followed by the reflection over the line  $y = 0$ .

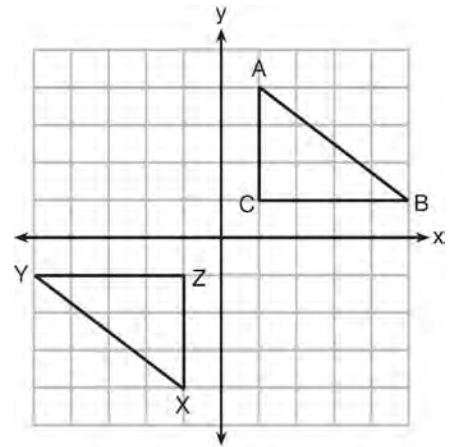


- 537 Two stacks of 23 quarters each are shown below. One stack forms a cylinder but the other stack does not form a cylinder.



Use Cavalieri's principle to explain why the volumes of these two stacks of quarters are equal.

- 538 In the diagram below,  $\triangle ABC$  and  $\triangle XYZ$  are graphed.



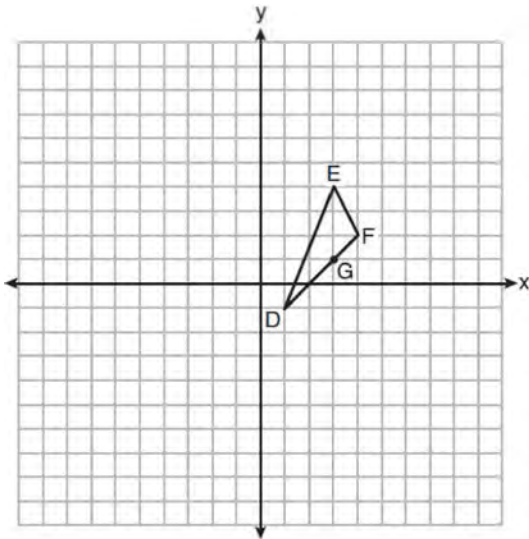
Use the properties of rigid motions to explain why  $\triangle ABC \cong \triangle XYZ$ .

- 539 Find the value of  $R$  that will make the equation  $\sin 73^\circ = \cos R$  true when  $0^\circ < R < 90^\circ$ . Explain your answer.

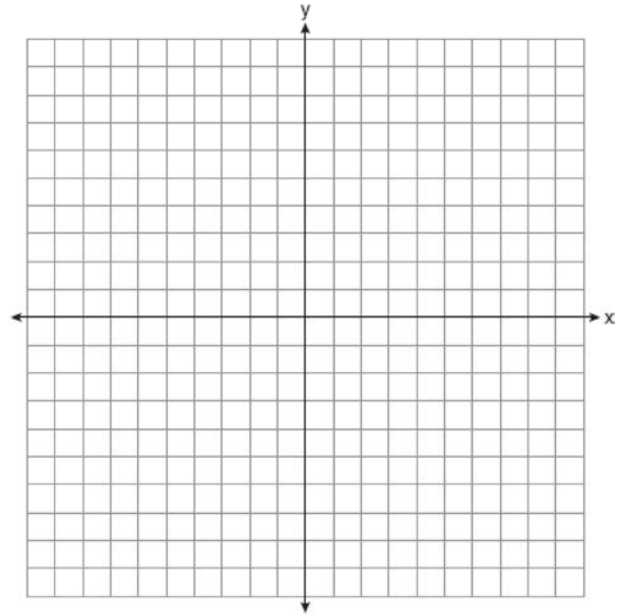
Geometry 2 Point Regents Exam Questions

www.jmap.org

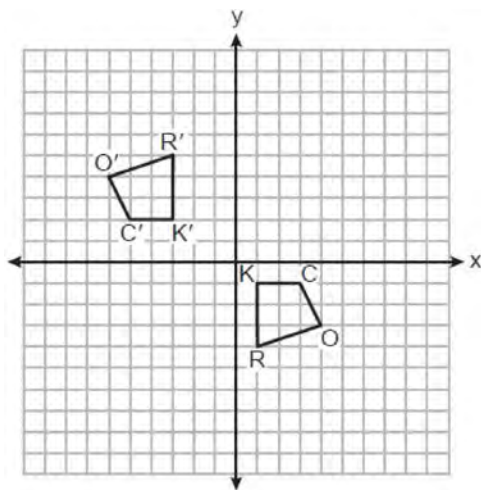
- 540 On the set of axes below,  $\triangle DEF$  has vertices at the coordinates  $D(1,-1)$ ,  $E(3,4)$ , and  $F(4,2)$ , and point  $G$  has coordinates  $(3,1)$ . Owen claims the median from point  $E$  must pass through point  $G$ . Is Owen correct? Explain why.



- 542 In square  $GEOM$ , the coordinates of  $G$  are  $(2,-2)$  and the coordinates of  $O$  are  $(-4,2)$ . Determine and state the coordinates of vertices  $E$  and  $M$ . [The use of the set of axes below is optional.]

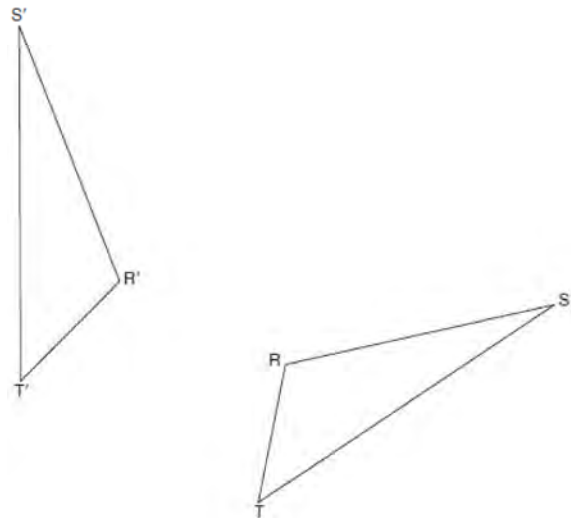


- 541 On the set of axes below, congruent quadrilaterals  $ROCK$  and  $R'O'C'K'$  are graphed.



Describe a sequence of transformations that would map quadrilateral  $ROCK$  onto quadrilateral  $R'O'C'K'$ .

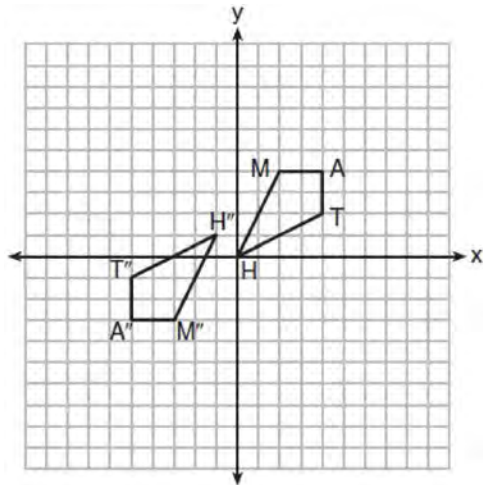
- 543 Using a compass and straightedge, construct the line of reflection over which triangle  $RST$  reflects onto triangle  $R'S'T'$ . [Leave all construction marks.]



Geometry 2 Point Regents Exam Questions

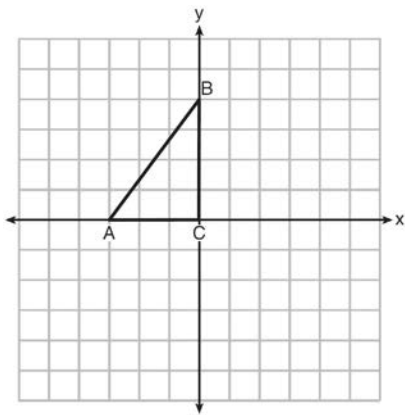
www.jmap.org

- 544 Quadrilateral  $MATH$  and its image  $M''A''T''H''$  are graphed on the set of axes below.



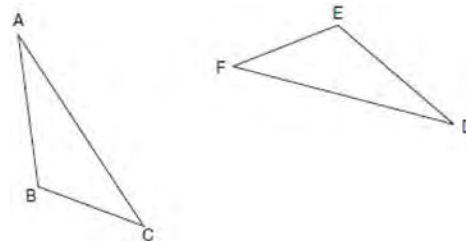
Describe a sequence of transformations that maps quadrilateral  $MATH$  onto quadrilateral  $M''A''T''H''$ .

- 545 Triangle  $ABC$  is graphed on the set of axes below. Graph and label  $\triangle A'B'C'$ , the image of  $\triangle ABC$  after a reflection over the line  $x = 1$ .



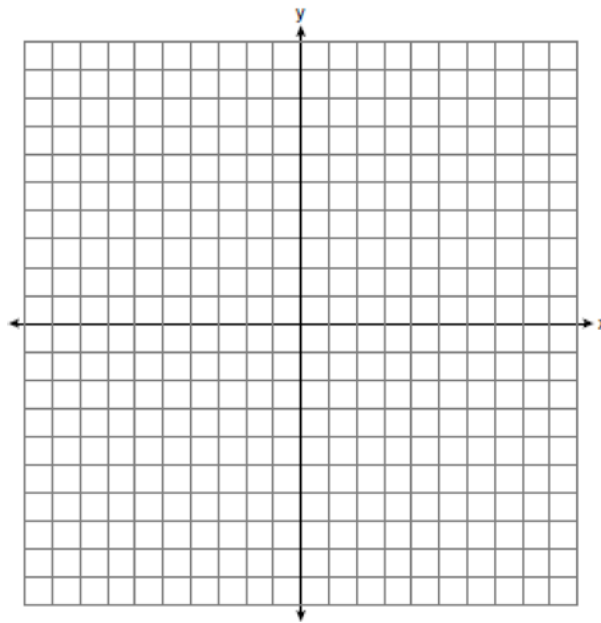
- 546 Point  $P$  is on segment  $AB$  such that  $AP:PB$  is 4:5. If  $A$  has coordinates  $(4,2)$ , and  $B$  has coordinates  $(22,2)$ , determine and state the coordinates of  $P$ .

- 547 Triangle  $ABC$  and triangle  $DEF$  are drawn below.



If  $\overline{AB} \cong \overline{DE}$ ,  $\overline{AC} \cong \overline{DF}$ , and  $\angle A \cong \angle D$ , write a sequence of transformations that maps triangle  $ABC$  onto triangle  $DEF$ .

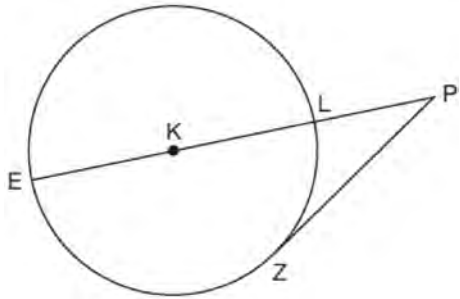
- 548 The coordinates of the endpoints of  $\overline{AB}$  are  $A(-6,-5)$  and  $B(4,0)$ . Point  $P$  is on  $\overline{AB}$ . Determine and state the coordinates of point  $P$ , such that  $AP:PB$  is 2:3. [The use of the set of axes below is optional.]



Geometry 2 Point Regents Exam Questions

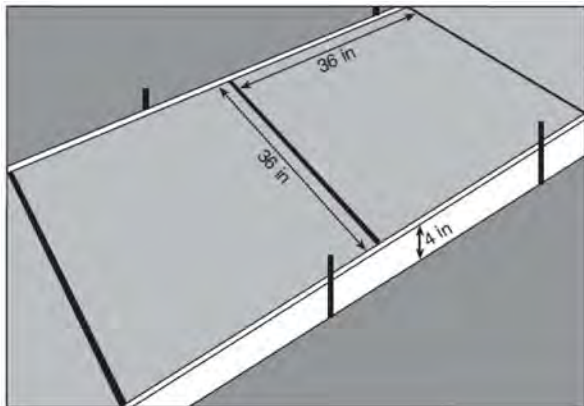
www.jmap.org

- 549 In the diagram below of circle  $K$ , secant  $\overline{PLKE}$  and tangent  $\overline{PZ}$  are drawn from external point  $P$ .



If  $m\widehat{LZ} = 56^\circ$ , determine and state the degree measure of angle  $P$ .

- 550 Ian needs to replace two concrete sections in his sidewalk, as modeled below. Each section is 36 inches by 36 inches and 4 inches deep. He can mix his own concrete for \$3.25 per cubic foot.



How much money will it cost Ian to replace the two concrete sections?

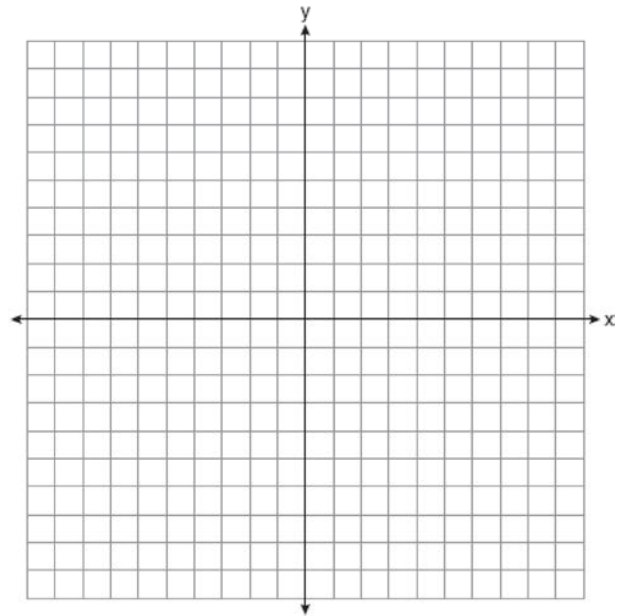
- 551 A regular hexagon is rotated in a counterclockwise direction about its center. Determine and state the minimum number of degrees in the rotation such that the hexagon will coincide with itself.

- 552 Aliyah says that when the line  $4x + 3y = 24$  is dilated by a scale factor of 2 centered at the point  $(3,4)$ , the equation of the dilated line is

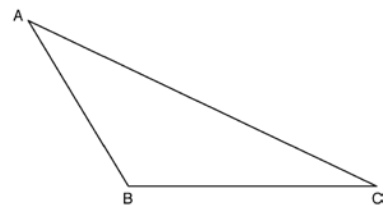
$$y = -\frac{4}{3}x + 16.$$

Is Aliyah correct? Explain why.

[The use of the set of axes below is optional.]



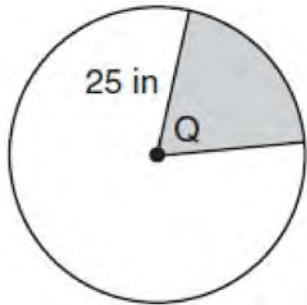
- 553 Using a compass and straightedge, construct an altitude of triangle  $ABC$  below. [Leave all construction marks.]



Geometry 2 Point Regents Exam Questions

www.jmap.org

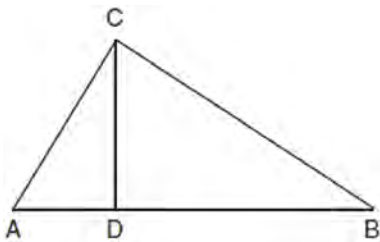
- 554 In the diagram below, the circle has a radius of 25 inches. The area of the *unshaded* sector is  $500\pi$  in<sup>2</sup>.



Determine and state the degree measure of angle  $Q$ , the central angle of the shaded sector.

- 555 In triangle  $CEM$ ,  $CE = 3x + 10$ ,  $ME = 5x - 14$ , and  $CM = 2x - 6$ . Determine and state the value of  $x$  that would make  $CEM$  an isosceles triangle with the vertex angle at  $E$ .

- 556 In right triangle  $ABC$  shown below, altitude  $\overline{CD}$  is drawn to hypotenuse  $\overline{AB}$ . Explain why  $\triangle ABC \sim \triangle ACD$ .

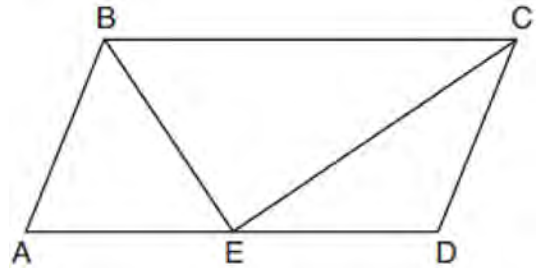


- 557 A circle has a center at  $(1, -2)$  and radius of 4. Does the point  $(3.4, 1.2)$  lie on the circle? Justify your answer.

- 558 Line  $l$  is mapped onto line  $m$  by a dilation centered at the origin with a scale factor of 2. The equation of line  $l$  is  $3x - y = 4$ . Determine and state an equation for line  $m$ .

- 559 In right triangle  $ABC$  with the right angle at  $C$ ,  $\sin A = 2x + 0.1$  and  $\cos B = 4x - 0.7$ . Determine and state the value of  $x$ . Explain your answer.

- 560 In parallelogram  $ABCD$  shown below, the bisectors of  $\angle ABC$  and  $\angle DCB$  meet at  $E$ , a point on  $\overline{AD}$ .



If  $m\angle A = 68^\circ$ , determine and state  $m\angle BEC$ .

- 561 Izzy is making homemade clay pendants in the shape of a solid hemisphere, as modeled below. Each pendant has a radius of 2.8 cm.

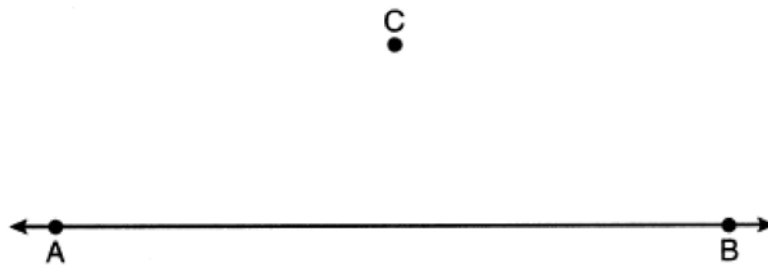


How much clay, to the *nearest cubic centimeter*, does Izzy need to make 100 pendants?

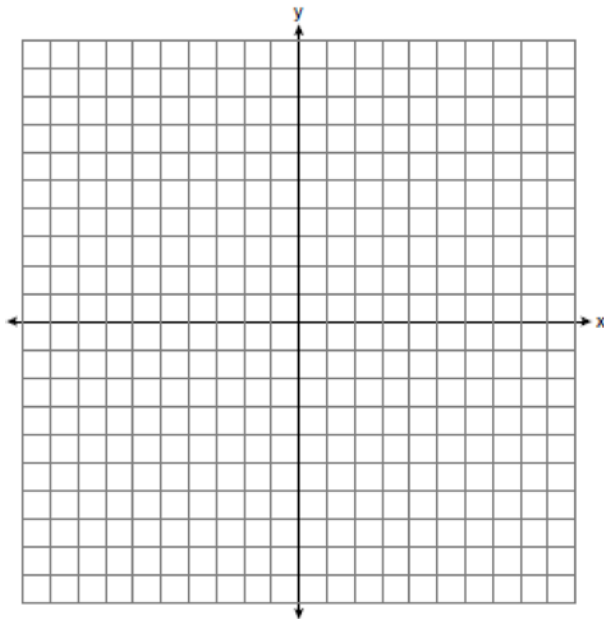
Geometry 2 Point Regents Exam Questions

www.jmap.org

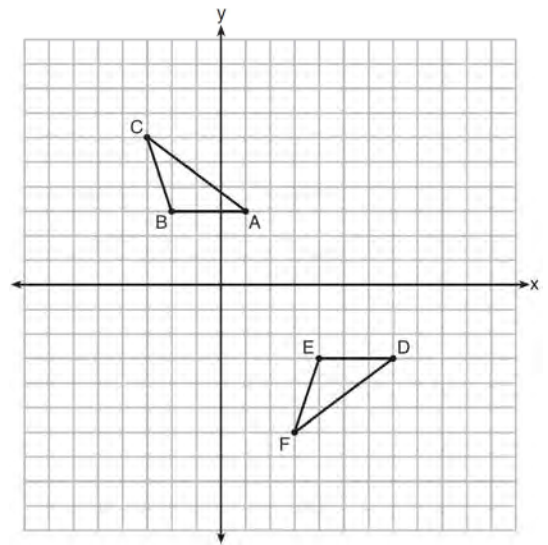
- 562 Use a compass and straightedge to construct a line parallel to  $\overleftrightarrow{AB}$  through point  $C$ , shown below. [Leave all construction marks.]



- 563 The vertices of  $\triangle ABC$  have coordinates  $A(-2,-1)$ ,  $B(10,-1)$ , and  $C(4,4)$ . Determine and state the area of  $\triangle ABC$ . [The use of the set of axes below is optional.]



- 564 Describe a sequence of transformations that will map  $\triangle ABC$  onto  $\triangle DEF$  as shown below.



- 565 Determine and state the coordinates of the center and the length of the radius of the circle whose equation is  $x^2 + y^2 + 6x = 6y + 63$ .

Geometry 2 Point Regents Exam Questions

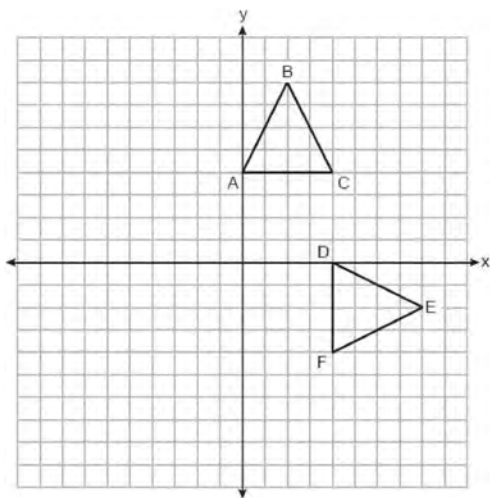
www.jmap.org

- 566 Line  $\overline{AB}$  is dilated by a scale factor of 2 centered at point  $A$ .



Evan thinks that the dilation of  $\overline{AB}$  will result in a line parallel to  $\overline{AB}$ , not passing through points  $A$  or  $B$ . Nathan thinks that the dilation of  $\overline{AB}$  will result in the same line,  $\overline{AB}$ . Who is correct? Explain why.

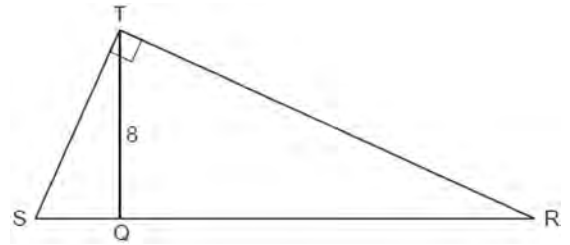
- 567 Triangles  $ABC$  and  $DEF$  are graphed on the set of axes below.



Describe a sequence of transformations that maps  $\triangle ABC$  onto  $\triangle DEF$ .

- 568 In  $\triangle ABC$ ,  $AB = 5$ ,  $AC = 12$ , and  $m\angle A = 90^\circ$ . In  $\triangle DEF$ ,  $m\angle D = 90^\circ$ ,  $DF = 12$ , and  $EF = 13$ . Brett claims  $\triangle ABC \cong \triangle DEF$  and  $\triangle ABC \sim \triangle DEF$ . Is Brett correct? Explain why.

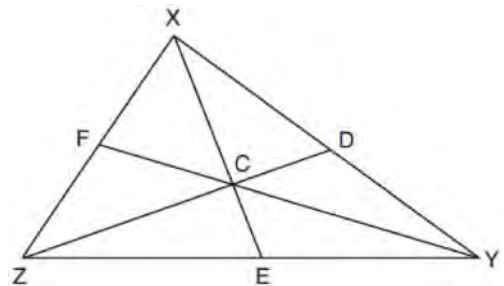
- 569 Right triangle  $STR$  is shown below, with  $m\angle T = 90^\circ$ . Altitude  $\overline{TQ}$  is drawn to  $\overline{SR}$ , and  $TQ = 8$ .



If the ratio  $\overline{SQ} : \overline{QR}$  is 1:4, determine and state the length of  $\overline{SR}$ .

- 570 A man is spray-painting the tops of 10 patio tables. Five tables have round tops, with diameters of 4 feet, and five tables have rectangular tops, with dimensions of 4 feet by 6 feet. A can of spray paint covers 25 square feet. How many cans of spray paint must be purchased to paint all of the tabletops?

- 571 In  $\triangle XYZ$ , shown below, medians  $\overline{XE}$ ,  $\overline{YF}$ , and  $\overline{ZD}$  intersect at  $C$ .

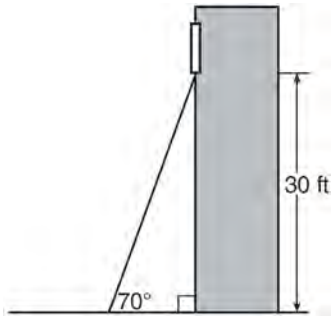


If  $CE = 5$ ,  $YF = 21$ , and  $XZ = 15$ , determine and state the perimeter of triangle  $CFX$ .

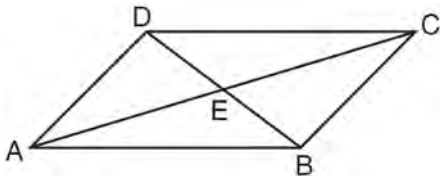
Geometry 2 Point Regents Exam Questions

www.jmap.org

- 572 A carpenter leans an extension ladder against a house to reach the bottom of a window 30 feet above the ground. As shown in the diagram below, the ladder makes a  $70^\circ$  angle with the ground. To the *nearest foot*, determine and state the length of the ladder.

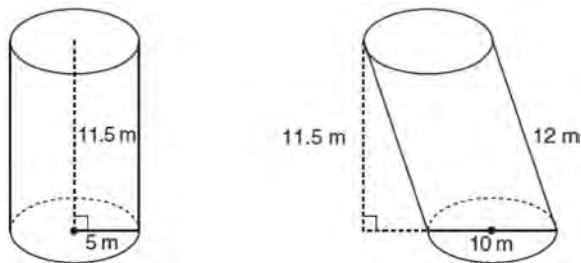


- 573 In parallelogram  $ABCD$  shown below, diagonals  $AC$  and  $BD$  intersect at  $E$ .



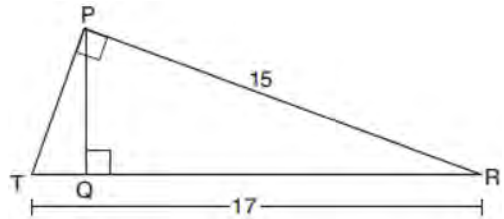
Prove:  $\angle ACD \cong \angle CAB$

- 574 Sue believes that the two cylinders shown in the diagram below have equal volumes.



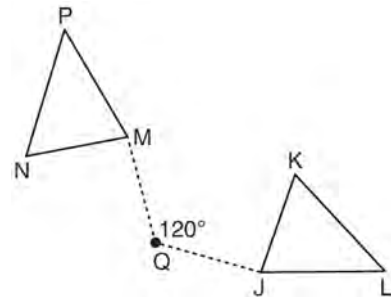
Is Sue correct? Explain why.

- 575 In right triangle  $PRT$ ,  $m\angle P = 90^\circ$ , altitude  $\overline{PQ}$  is drawn to hypotenuse  $\overline{RT}$ ,  $RT = 17$ , and  $PR = 15$ .



Determine and state, to the *nearest tenth*, the length of  $\overline{RQ}$ .

- 576 Triangle  $MNP$  is the image of triangle  $JKL$  after a  $120^\circ$  counterclockwise rotation about point  $Q$ . If the measure of angle  $L$  is  $47^\circ$  and the measure of angle  $N$  is  $57^\circ$ , determine the measure of angle  $M$ . Explain how you arrived at your answer.



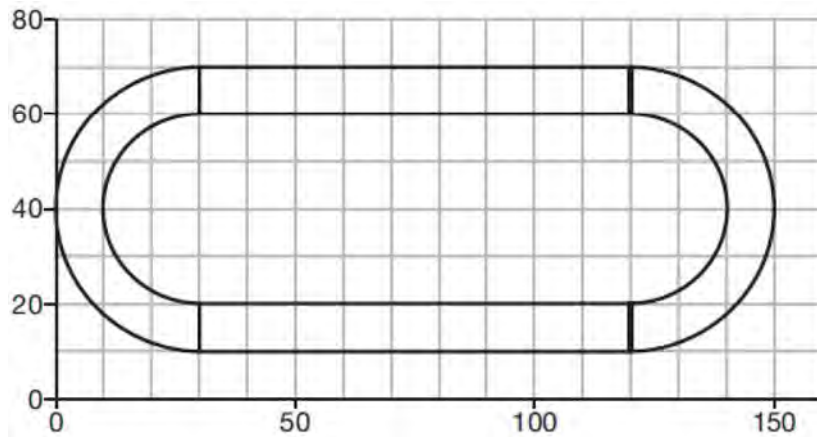
- 577 A contractor needs to purchase 500 bricks. The dimensions of each brick are 5.1 cm by 10.2 cm by 20.3 cm, and the density of each brick is  $1920 \text{ kg/m}^3$ . The maximum capacity of the contractor's trailer is 900 kg. Can the trailer hold the weight of 500 bricks? Justify your answer.



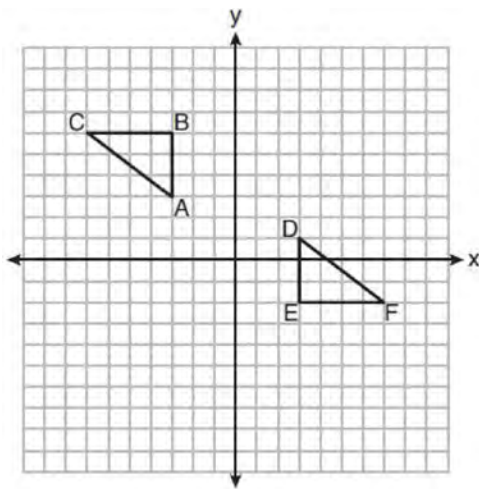
Geometry 2 Point Regents Exam Questions

www.jmap.org

- 578 A walking path at a local park is modeled on the grid below, where the length of each grid square is 10 feet. The town needs to submit paperwork to pave the walking path. Determine and state, to the *nearest square foot*, the area of the walking path.

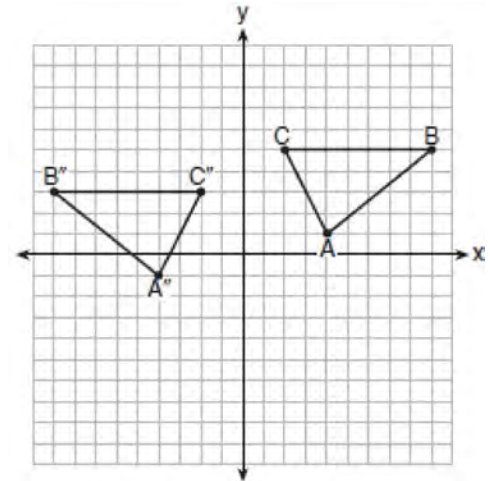


- 579 On the set of axes below,  $\triangle ABC \cong \triangle DEF$ .



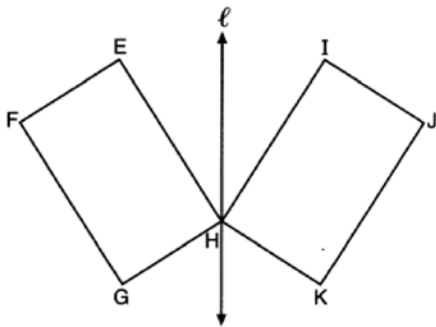
Describe a sequence of rigid motions that maps  $\triangle ABC$  onto  $\triangle DEF$ .

- 580 The graph below shows  $\triangle ABC$  and its image,  $\triangle A''B''C''$ .



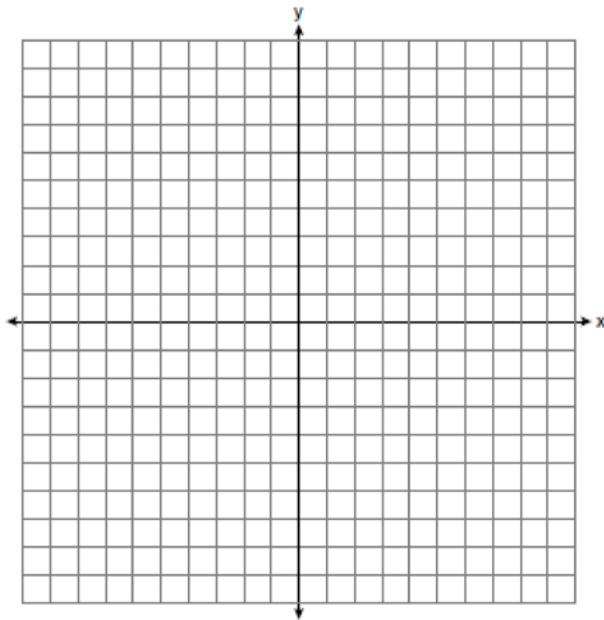
Describe a sequence of rigid motions which would map  $\triangle ABC$  onto  $\triangle A''B''C''$ .

- 581 In the diagram below, parallelogram  $EFGH$  is mapped onto parallelogram  $IJKH$  after a reflection over line  $\ell$ .

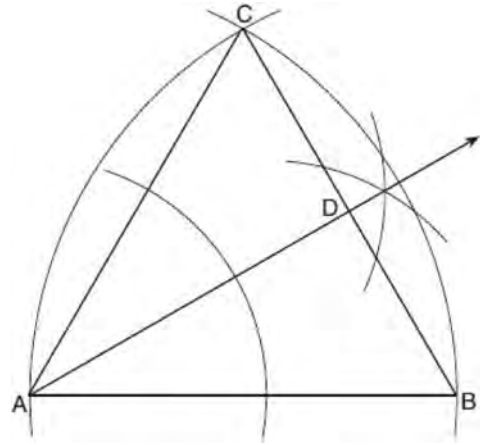


Use the properties of rigid motions to explain why parallelogram  $EFGH$  is congruent to parallelogram  $IJKH$ .

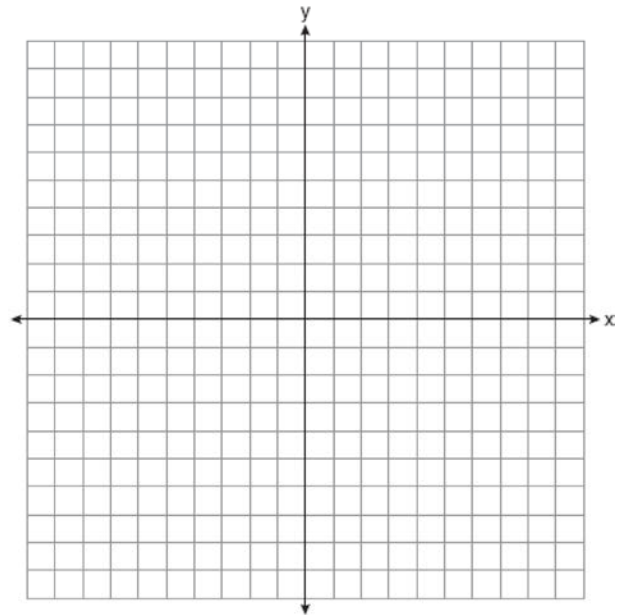
- 582 Determine and state the area of triangle  $PQR$ , whose vertices have coordinates  $P(-2, -5)$ ,  $Q(3, 5)$ , and  $R(6, 1)$ . [The use of the set of axes below is optional.]



- 583 Using the construction below, state the degree measure of  $\angle CAD$ . Explain why.



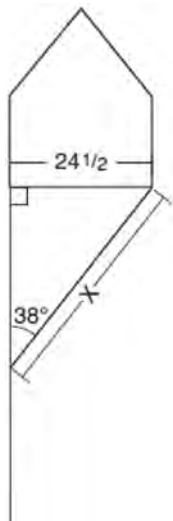
- 584 Line  $n$  is represented by the equation  $3x + 4y = 20$ . Determine and state the equation of line  $p$ , the image of line  $n$ , after a dilation of scale factor  $\frac{1}{3}$  centered at the point  $(4, 2)$ . [The use of the set of axes below is optional.] Explain your answer.



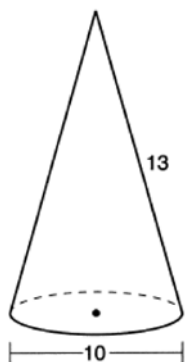
Geometry 2 Point Regents Exam Questions

www.jmap.org

- 585 Diego needs to install a support beam to hold up his new birdhouse, as modeled below. The base of the birdhouse is  $24\frac{1}{2}$  inches long. The support beam will form an angle of  $38^\circ$  with the vertical post. Determine and state the approximate length of the support beam,  $x$ , to the nearest inch.

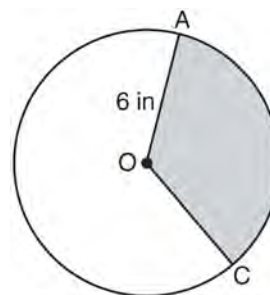


- 586 In the diagram below, a right circular cone has a diameter of 10 and a slant height of 13.

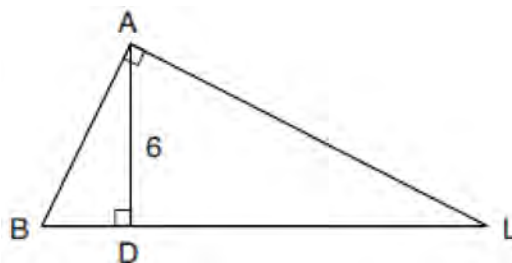


Determine and state the volume of the cone, in terms of  $\pi$ .

- 587 In the diagram below of circle  $O$ , the area of the shaded sector  $AOC$  is  $12\pi$  in<sup>2</sup> and the length of  $\overline{OA}$  is 6 inches. Determine and state  $m\angle AOC$ .



- 588 In the diagram below of right triangle  $BAL$ , altitude  $\overline{AD}$  is drawn to hypotenuse  $\overline{BL}$ . The length of  $\overline{AD}$  is 6.



If the length of  $\overline{DL}$  is four times the length of  $\overline{BD}$ , determine and state the length of  $\overline{BD}$ .

- 589 As shown in the diagram below, a symmetrical roof frame rises 4 feet above a house and has a width of 24 feet.

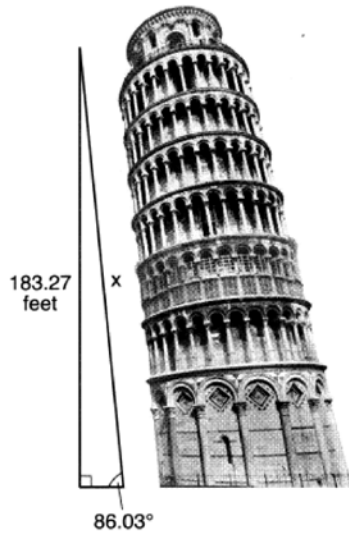


Determine and state, to the nearest degree, the angle of elevation of the roof frame.

Geometry 2 Point Regents Exam Questions

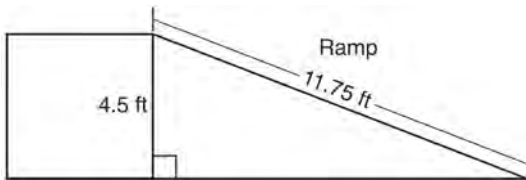
www.jmap.org

- 590 The Leaning Tower of Pisa in Italy is known for its slant, which occurred after its construction began. The angle of the slant is  $86.03^\circ$  from the ground. The low side of the tower reaches a height of 183.27 feet from the ground.



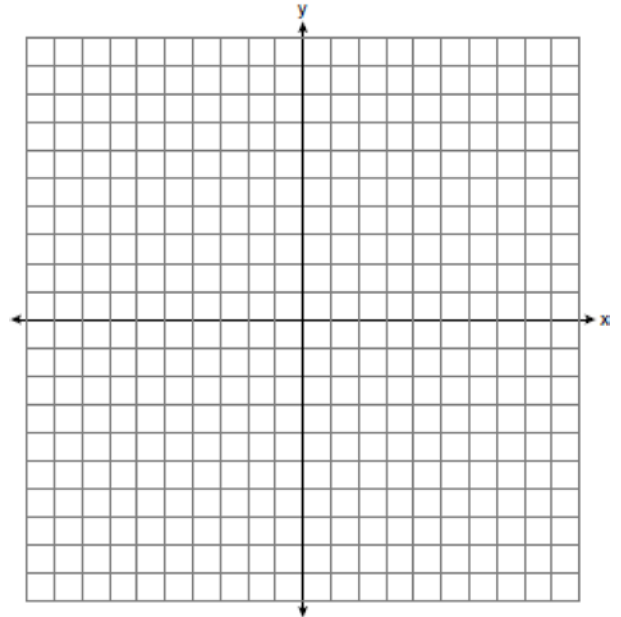
Determine and state the slant height,  $x$ , of the low side of the tower, to the *nearest hundredth of a foot*.

- 591 The diagram below shows a ramp connecting the ground to a loading platform 4.5 feet above the ground. The ramp measures 11.75 feet from the ground to the top of the loading platform.

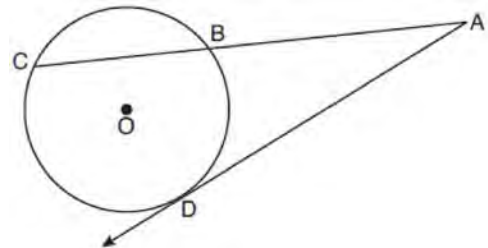


Determine and state, to the *nearest degree*, the angle of elevation formed by the ramp and the ground.

- 592 Directed line segment  $AB$  has endpoints whose coordinates are  $A(-2,5)$  and  $B(8,-1)$ . Determine and state the coordinates of  $P$ , the point which divides the segment in the ratio 3:2. [The use of the set of axes below is optional.]

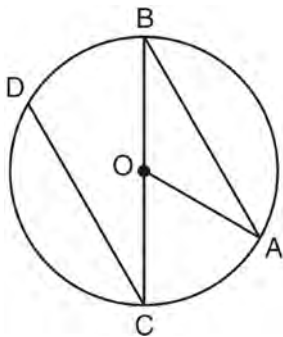


- 593 In the diagram below of circle  $O$ , secant  $\overline{ABC}$  and tangent  $\overline{AD}$  are drawn.



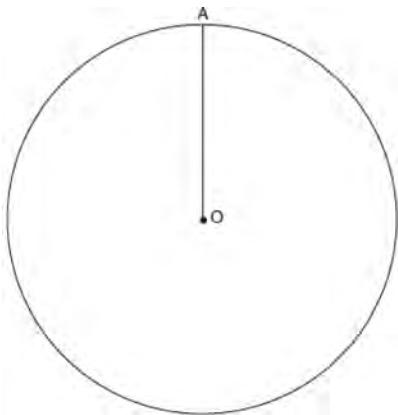
If  $CA = 12.5$  and  $CB = 4.5$ , determine and state the length of  $\overline{DA}$ .

- 594 In the diagram below of circle  $O$  with diameter  $\overline{BC}$  and radius  $\overline{OA}$ , chord  $\overline{DC}$  is parallel to chord  $\overline{BA}$ .



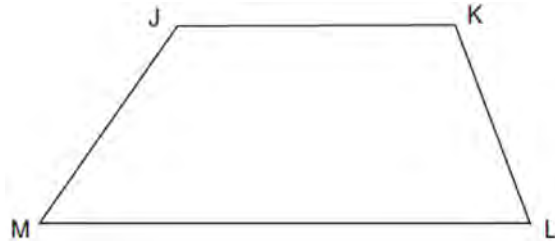
If  $m\angle BCD = 30^\circ$ , determine and state  $m\angle AOB$ .

- 595 Given circle  $O$  with radius  $\overline{OA}$ , use a compass and straightedge to construct an equilateral triangle inscribed in circle  $O$ . [Leave all construction marks.]

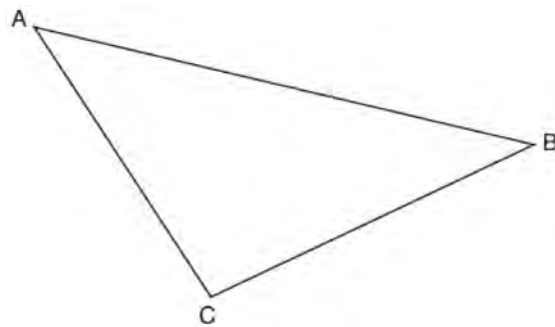


- 596 After a reflection over a line,  $\triangle A'B'C'$  is the image of  $\triangle ABC$ . Explain why triangle  $ABC$  is congruent to triangle  $\triangle A'B'C'$ .
- 597 Given: Right triangle  $ABC$  with right angle at  $C$ . If  $\sin A$  increases, does  $\cos B$  increase or decrease? Explain why.

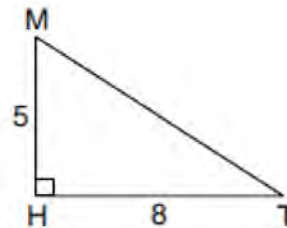
- 598 Given: Trapezoid  $JKLM$  with  $\overline{JK} \parallel \overline{ML}$ . Using a compass and straightedge, construct the altitude from vertex  $J$  to  $\overline{ML}$ . [Leave all construction marks.]



- 599 Using a compass and straightedge, construct the median to side  $\overline{AC}$  in  $\triangle ABC$  below. [Leave all construction marks.]

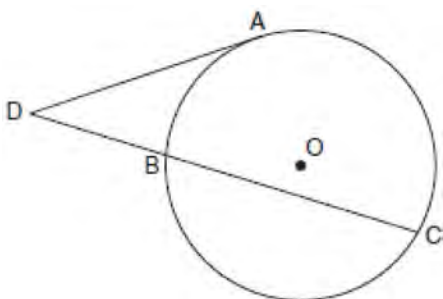


- 600 In right triangle  $MTH$  shown below,  $m\angle H = 90^\circ$ ,  $HT = 8$ , and  $HM = 5$ .



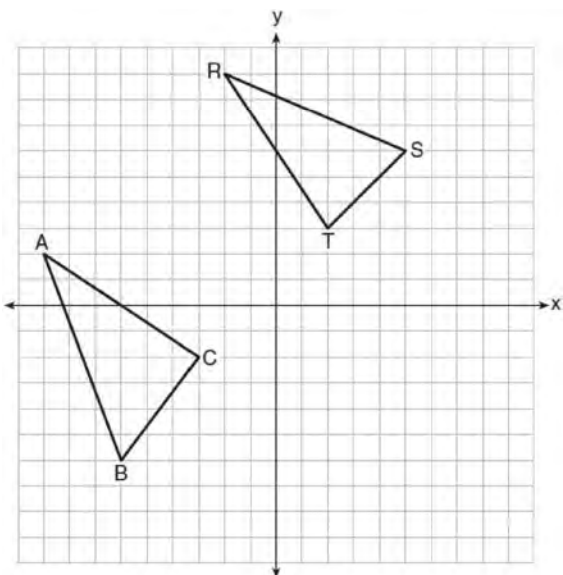
Determine and state, to the nearest tenth, the volume of the three-dimensional solid formed by rotating  $\triangle MTH$  continuously around  $\overline{MH}$ .

- 601 In the diagram below, tangent  $\overline{DA}$  and secant  $\overline{DBC}$  are drawn to circle  $O$  from external point  $D$ , such that  $\widehat{AC} \cong \widehat{BC}$ .



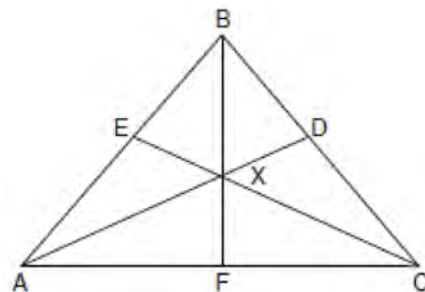
If  $m\widehat{BC} = 152^\circ$ , determine and state  $m\angle D$ .

- 602 In the graph below,  $\triangle ABC$  has coordinates  $A(-9,2)$ ,  $B(-6,-6)$ , and  $C(-3,-2)$ , and  $\triangle RST$  has coordinates  $R(-2,9)$ ,  $S(5,6)$ , and  $T(2,3)$ .



Is  $\triangle ABC$  congruent to  $\triangle RST$ ? Use the properties of rigid motions to explain your reasoning.

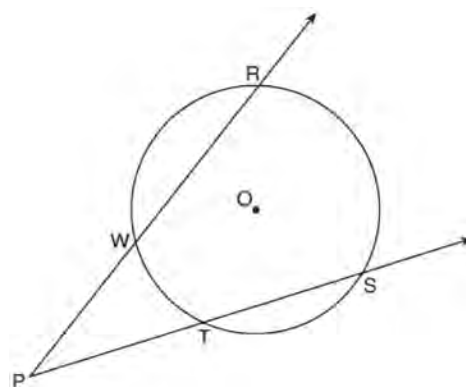
- 603 In the diagram below of isosceles triangle  $ABC$ ,  $\overline{AB} \cong \overline{CB}$  and angle bisectors  $\overline{AD}$ ,  $\overline{BF}$ , and  $\overline{CE}$  are drawn and intersect at  $X$ .



If  $m\angle BAC = 50^\circ$ , find  $m\angle AXC$ .

- 604 A large snowman is made of three spherical snowballs with radii of 1 foot, 2 feet, and 3 feet, respectively. Determine and state the amount of snow, in cubic feet, that is used to make the snowman. [Leave your answer in terms of  $\pi$ .]

- 605 As shown in the diagram below, secants  $\overrightarrow{PWR}$  and  $\overrightarrow{PTS}$  are drawn to circle  $O$  from external point  $P$ .

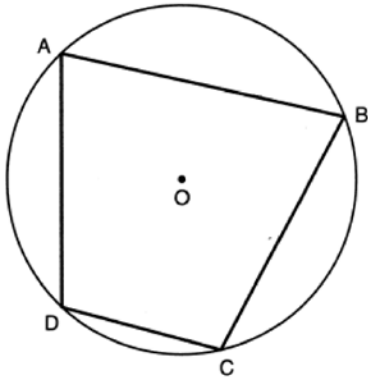


If  $m\angle RPS = 35^\circ$  and  $m\widehat{RS} = 121^\circ$ , determine and state  $m\widehat{WT}$ .

Geometry 2 Point Regents Exam Questions

www.jmap.org

- 606 In the diagram below, quadrilateral  $ABCD$  is inscribed in circle  $O$ , and  $m\widehat{CD}:m\widehat{DA}:m\widehat{AB}:m\widehat{BC} = 2:3:5:5$ .



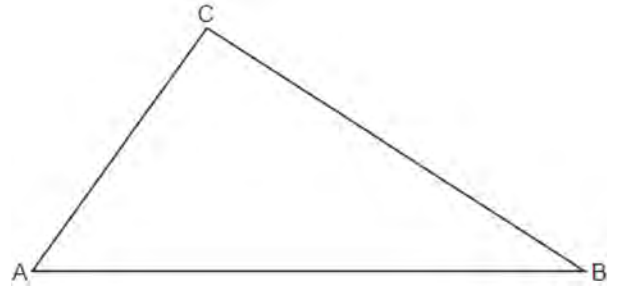
Determine and state  $m\angle B$ .

- 607 A flagpole casts a shadow 16.60 meters long. Tim stands at a distance of 12.45 meters from the base of the flagpole, such that the end of Tim's shadow meets the end of the flagpole's shadow. If Tim is 1.65 meters tall, determine and state the height of the flagpole to the *nearest tenth of a meter*.

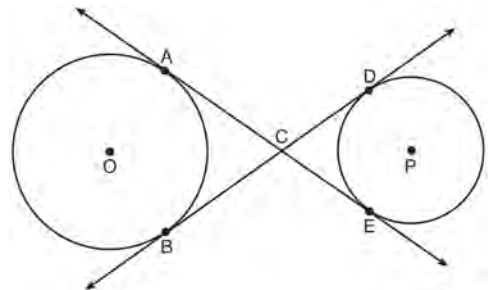
- 608 Write an equation of the line that is parallel to the line whose equation is  $3y + 7 = 2x$  and passes through the point  $(2, 6)$ .

- 609 When volleyballs are purchased, they are not fully inflated. A partially inflated volleyball can be modeled by a sphere whose volume is approximately  $180 \text{ in}^3$ . After being fully inflated, its volume is approximately  $294 \text{ in}^3$ . To the *nearest tenth of an inch*, how much does the radius increase when the volleyball is fully inflated?

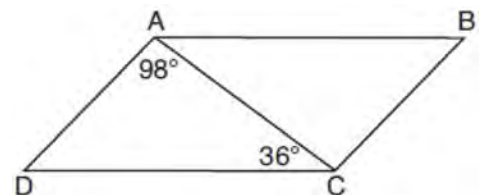
- 610 In  $\triangle ABC$  below, use a compass and straightedge to construct the altitude from  $C$  to  $\overline{AB}$ . [Leave all construction marks.]



- 611 Lines  $AE$  and  $BD$  are tangent to circles  $O$  and  $P$  at  $A, E, B,$  and  $D$ , as shown in the diagram below. If  $AC:CE = 5:3$ , and  $BD = 56$ , determine and state the length of  $CD$ .



- 612 In parallelogram  $ABCD$  shown below,  $m\angle DAC = 98^\circ$  and  $m\angle ACD = 36^\circ$ .

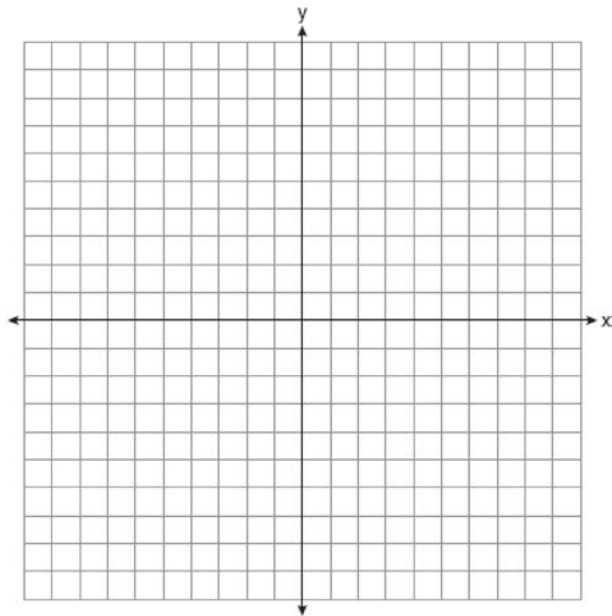


What is the measure of angle  $B$ ? Explain why.

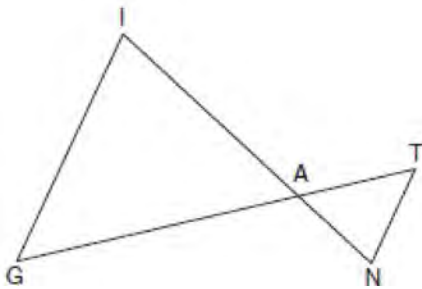
Geometry 2 Point Regents Exam Questions

www.jmap.org

- 613 The coordinates of the endpoints of  $\overline{AB}$  are  $A(2,3)$  and  $B(5,-1)$ . Determine the length of  $\overline{A'B'}$ , the image of  $\overline{AB}$ , after a dilation of  $\frac{1}{2}$  centered at the origin. [The use of the set of axes below is optional.]

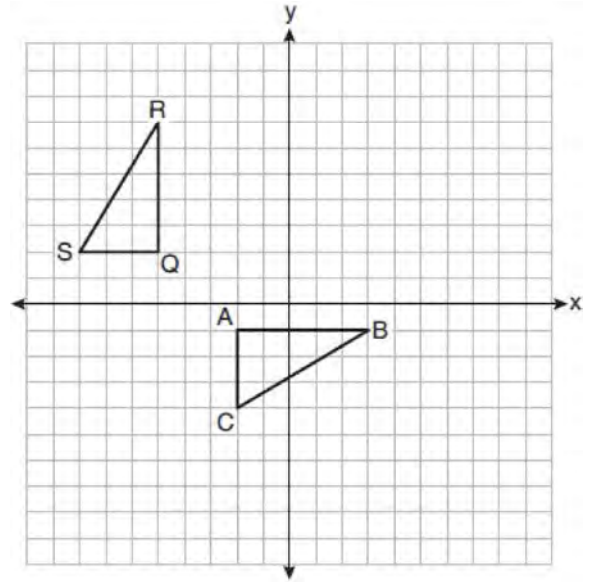


- 614 In the diagram below,  $\overline{GI}$  is parallel to  $\overline{NT}$ , and  $\overline{IN}$  intersects  $\overline{GT}$  at  $A$ .



Prove:  $\triangle GIA \sim \triangle TNA$

- 615 On the set of axes below,  $\triangle ABC$  is graphed with coordinates  $A(-2,-1)$ ,  $B(3,-1)$ , and  $C(-2,-4)$ . Triangle  $QRS$ , the image of  $\triangle ABC$ , is graphed with coordinates  $Q(-5,2)$ ,  $R(-5,7)$ , and  $S(-8,2)$ .



Describe a sequence of transformations that would map  $\triangle ABC$  onto  $\triangle QRS$ .

- 616 A large water basin is in the shape of a right cylinder. The inside of the basin has a diameter of  $8\frac{1}{4}$  feet and a height of 3 feet. Determine and state, to the *nearest cubic foot*, the number of cubic feet of water that it will take to fill the basin to a level of  $\frac{1}{2}$  foot from the top.

- 617 A flagpole casts a shadow on the ground 91 feet long, with a  $53^\circ$  angle of elevation from the end of the shadow to the top of the flagpole. Determine and state, to the *nearest tenth of a foot*, the height of the flagpole.

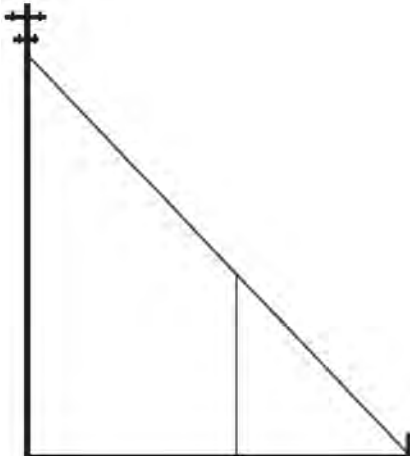


Geometry 2 Point Regents Exam Questions

www.jmap.org

618 A ladder leans against a building. The top of the ladder touches the building 10 feet above the ground. The foot of the ladder is 4 feet from the building. Find, to the *nearest degree*, the angle that the ladder makes with the level ground.

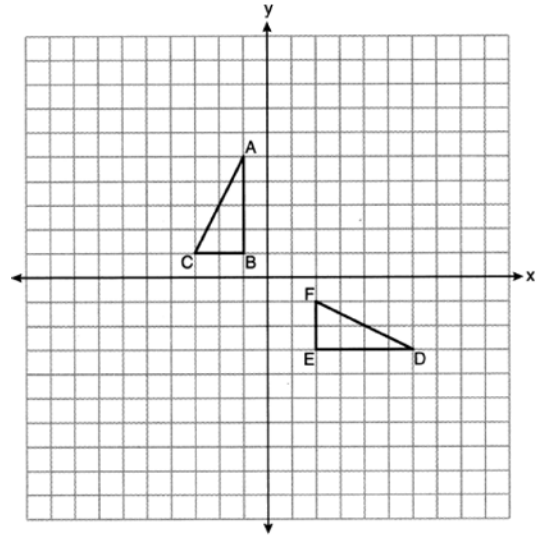
619 In the model below, a support wire for a telephone pole is attached to the pole and anchored to a stake in the ground 15 feet from the base of the telephone pole. Jamal places a 6-foot wooden pole under the support wire parallel to the telephone pole, such that one end of the pole is on the ground and the top of the pole is touching the support wire. He measures the distance between the bottom of the pole and the stake in the ground.



Jamal says he can approximate how high the support wire attaches to the telephone pole by using similar triangles. Explain why the triangles are similar.

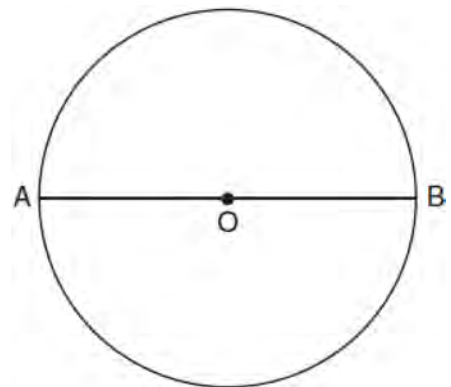
620 Determine and state the coordinates of the center and the length of the radius of a circle whose equation is  $x^2 + y^2 - 6x = 56 - 8y$ .

621 On the set of axes below,  $\triangle ABC$  and  $\triangle DEF$  are graphed.



Describe a sequence of rigid motions that would map  $\triangle ABC$  onto  $\triangle DEF$ .

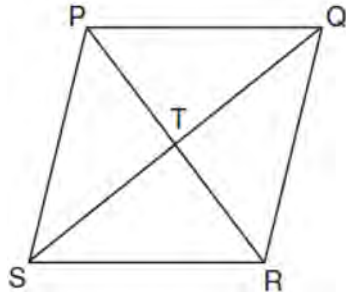
622 The diagram below shows circle  $O$  with diameter  $\overline{AB}$ . Using a compass and straightedge, construct a square that is inscribed in circle  $O$ . [Leave all construction marks.]



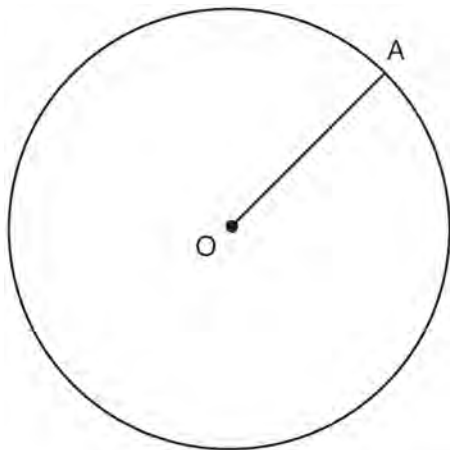
Geometry 2 Point Regents Exam Questions

www.jmap.org

- 623 In the diagram of rhombus  $PQRS$  below, the diagonals  $\overline{PR}$  and  $\overline{QS}$  intersect at point  $T$ ,  $PR = 16$ , and  $QS = 30$ . Determine and state the perimeter of  $PQRS$ .

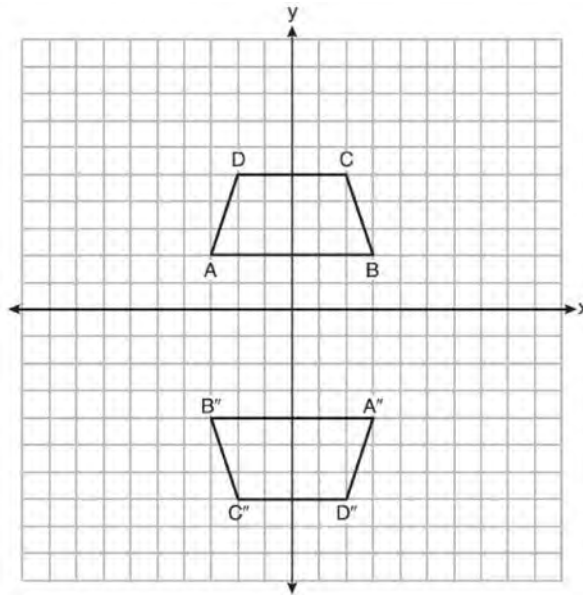


- 624 In the diagram below, radius  $\overline{OA}$  is drawn in circle  $O$ . Using a compass and a straightedge, construct a line tangent to circle  $O$  at point  $A$ . [Leave all construction marks.]



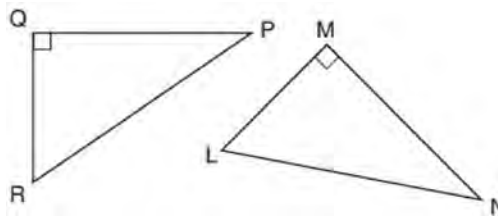
- 625 Explain why  $\cos(x) = \sin(90 - x)$  for  $x$  such that  $0 < x < 90$ .

- 626 Trapezoids  $ABCD$  and  $A''B''C''D''$  are graphed on the set of axes below.



Describe a sequence of transformations that maps trapezoid  $ABCD$  onto trapezoid  $A''B''C''D''$ .

- 627 In the diagram below, right triangle  $PQR$  is transformed by a sequence of rigid motions that maps it onto right triangle  $NML$ .



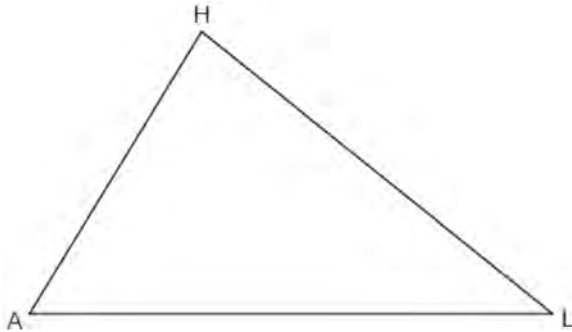
Write a set of three congruency statements that would show ASA congruency for these triangles.

- 628 A rectangular tabletop will be made of maple wood that weighs 43 pounds per cubic foot. The tabletop will have a length of eight feet, a width of three feet, and a thickness of one inch. Determine and state the weight of the tabletop, in pounds.

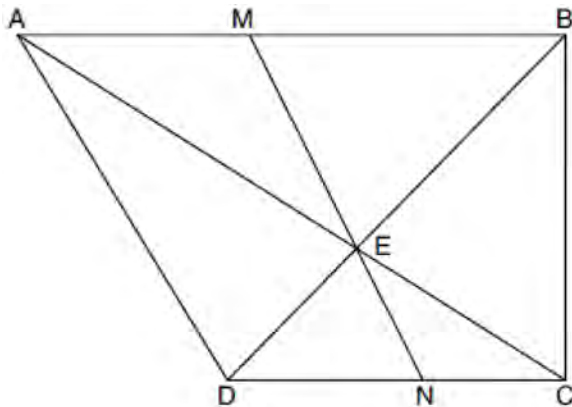
Geometry 2 Point Regents Exam Questions

www.jmap.org

- 629 Using a compass and straightedge, construct a midsegment of  $\triangle AHL$  below. [Leave all construction marks.]



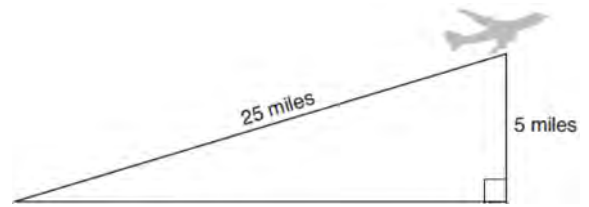
- 630 Trapezoid  $ABCD$ , where  $\overline{AB} \parallel \overline{CD}$ , is shown below. Diagonals  $\overline{AC}$  and  $\overline{DB}$  intersect  $\overline{MN}$  at  $E$ , and  $\overline{AD} \cong \overline{AE}$ .



If  $m\angle DAE = 35^\circ$ ,  $m\angle DCE = 25^\circ$ , and  $m\angle NEC = 30^\circ$ , determine and state  $m\angle ABD$ .

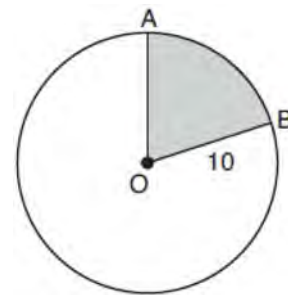
- 631 Determine and state an equation of the line perpendicular to the line  $5x - 4y = 10$  and passing through the point  $(5, 12)$ .

- 632 An airplane took off at a constant angle of elevation. After the plane traveled for 25 miles, it reached an altitude of 5 miles, as modeled below.



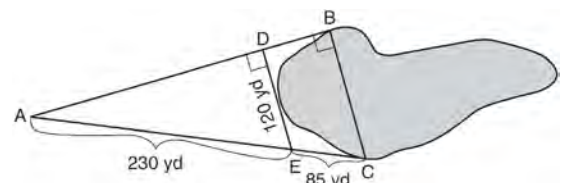
To the nearest tenth of a degree, what was the angle of elevation?

- 633 In the diagram below, circle  $O$  has a radius of 10.



If  $m\widehat{AB} = 72^\circ$ , find the area of shaded sector  $AOB$ , in terms of  $\pi$ .

- 634 To find the distance across a pond from point  $B$  to point  $C$ , a surveyor drew the diagram below. The measurements he made are indicated on his diagram.

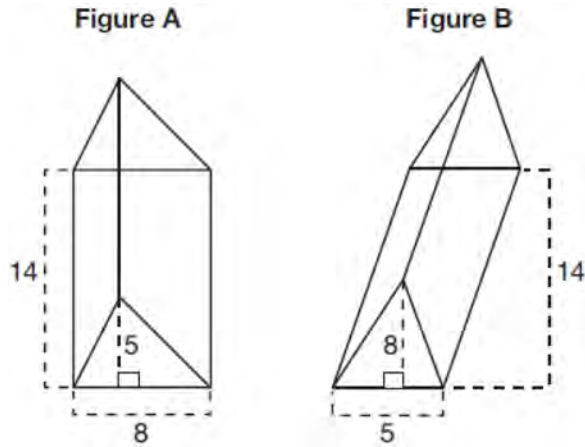


Use the surveyor's information to determine and state the distance from point  $B$  to point  $C$ , to the nearest yard.

Geometry 2 Point Regents Exam Questions

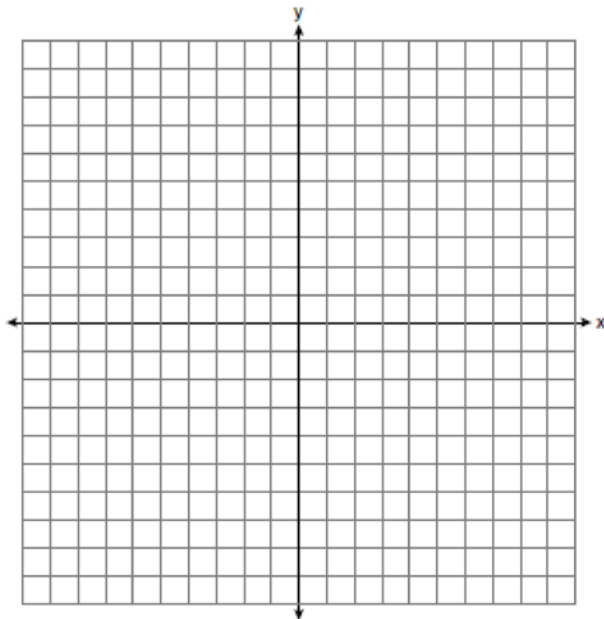
www.jmap.org

- 635 The diagram below shows two figures. Figure *A* is a right triangular prism and figure *B* is an oblique triangular prism. The base of figure *A* has a height of 5 and a length of 8 and the height of prism *A* is 14. The base of figure *B* has a height of 8 and a length of 5 and the height of prism *B* is 14.



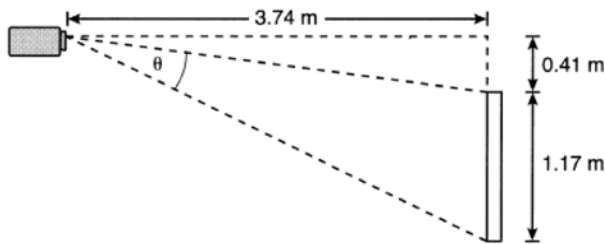
Use Cavalieri's Principle to explain why the volumes of these two triangular prisms are equal.

- 636 Line segment  $\overline{PQ}$  has endpoints  $P(-5, 1)$  and  $Q(5, 6)$ , and point  $R$  is on  $\overline{PQ}$ . Determine and state the coordinates of  $R$ , such that  $PR:RQ = 2:3$ . [The use of the set of axes below is optional.]



**Geometry 4 Point Regents Exam Questions**

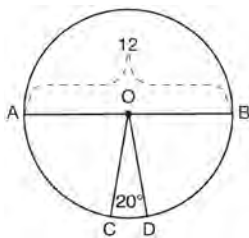
- 637 As modeled below, a projector mounted on a ceiling is 3.74 m from a wall, where a whiteboard is displayed. The vertical distance from the ceiling to the top of the whiteboard is 0.41 m, and the height of the whiteboard is 1.17 m.



Determine and state the projection angle,  $\theta$ , to the nearest tenth of a degree.

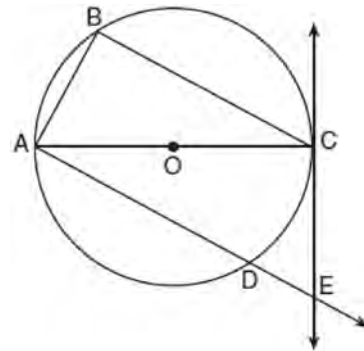
- 638 A barrel of fuel oil is a right circular cylinder where the inside measurements of the barrel are a diameter of 22.5 inches and a height of 33.5 inches. There are 231 cubic inches in a liquid gallon. Determine and state, to the nearest tenth, the gallons of fuel that are in a barrel of fuel oil.

- 639 In the diagram below of circle  $O$ , diameter  $\overline{AB}$  and radii  $\overline{OC}$  and  $\overline{OD}$  are drawn. The length of  $\overline{AB}$  is 12 and the measure of  $\angle COD$  is 20 degrees.



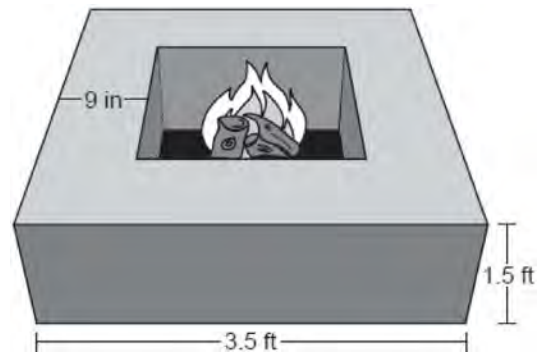
If  $\widehat{AC} \cong \widehat{BD}$ , find the area of sector  $BOD$  in terms of  $\pi$ .

- 640 In the diagram below of circle  $O$ , tangent  $\overleftrightarrow{EC}$  is drawn to diameter  $\overline{AC}$ . Chord  $\overline{BC}$  is parallel to secant  $\overline{ADE}$ , and chord  $\overline{AB}$  is drawn.



Prove:  $\frac{BC}{CA} = \frac{AB}{EC}$

- 641 Josh is making a square-based fire pit out of concrete for his backyard, as modeled by the right prism below. He plans to make the outside walls of the fire pit 3.5 feet on each side with a height of 1.5 feet. The concrete walls of the fire pit are going to be 9 inches thick.

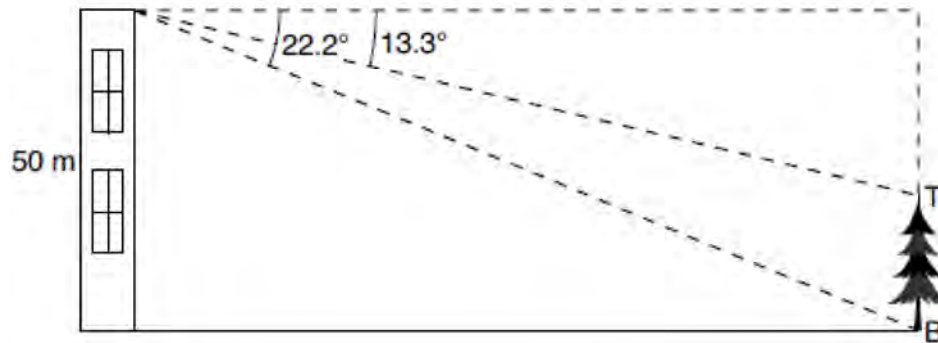


If a bag of concrete mix will fill  $0.6 \text{ ft}^3$ , determine and state the minimum number of bags needed to build the fire pit.

Geometry 4 Point Regents Exam Questions

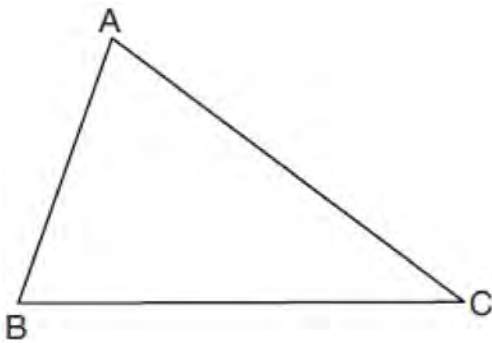
www.jmap.org

- 642 As modeled in the diagram below, a building has a height of 50 meters. The angle of depression from the top of the building to the top of the tree,  $T$ , is  $13.3^\circ$ . The angle of depression from the top of the building to the bottom of the tree,  $B$ , is  $22.2^\circ$ .



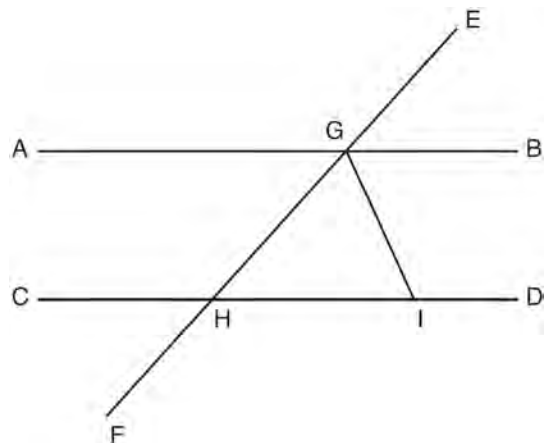
Determine and state, to the *nearest meter*, the height of the tree.

- 643 Triangle  $ABC$  is shown below. Using a compass and straightedge, construct the dilation of  $\triangle ABC$  centered at  $B$  with a scale factor of 2. [Leave all construction marks.]



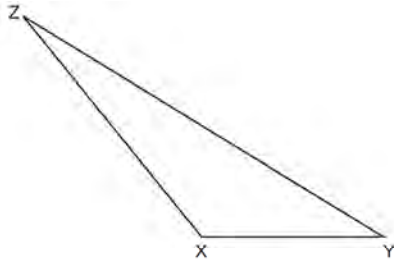
Is the image of  $\triangle ABC$  similar to the original triangle? Explain why.

- 644 In the diagram below,  $\overline{EF}$  intersects  $\overline{AB}$  and  $\overline{CD}$  at  $G$  and  $H$ , respectively, and  $\overline{GI}$  is drawn such that  $\overline{GH} \cong \overline{IH}$ .

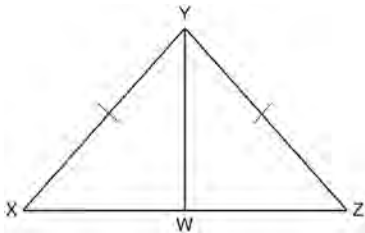


If  $m\angle EGB = 50^\circ$  and  $m\angle DIG = 115^\circ$ , explain why  $\overline{AB} \parallel \overline{CD}$ .

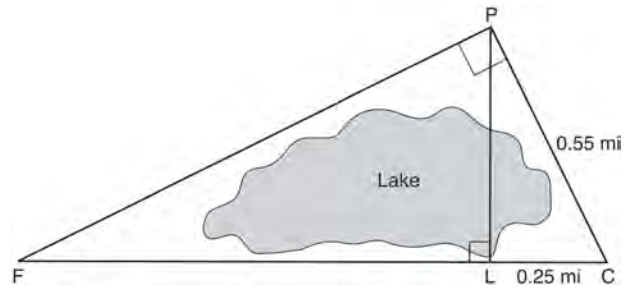
- 645 Triangle  $XYZ$  is shown below. Using a compass and straightedge, on the line below, construct and label  $\triangle ABC$ , such that  $\triangle ABC \cong \triangle XYZ$ . [Leave all construction marks.] Based on your construction, state the theorem that justifies why  $\triangle ABC$  is congruent to  $\triangle XYZ$ .



- 646 Given:  $\triangle XYZ$ ,  $\overline{XY} \cong \overline{ZY}$ , and  $\overline{YW}$  bisects  $\angle XYZ$   
 Prove that  $\angle YWZ$  is a right angle.

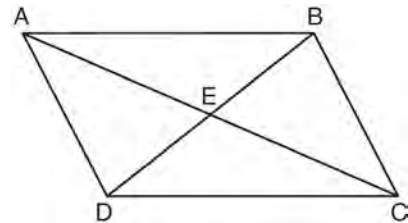


- 647 In the diagram below, the line of sight from the park ranger station,  $P$ , to the lifeguard chair,  $L$ , on the beach of a lake is perpendicular to the path joining the campground,  $C$ , and the first aid station,  $F$ . The campground is 0.25 mile from the lifeguard chair. The straight paths from both the campground and first aid station to the park ranger station are perpendicular.



If the path from the park ranger station to the campground is 0.55 mile, determine and state, to the *nearest hundredth of a mile*, the distance between the park ranger station and the lifeguard chair. Gerald believes the distance from the first aid station to the campground is at least 1.5 miles. Is Gerald correct? Justify your answer.

- 648 Given: Quadrilateral  $ABCD$  is a parallelogram with diagonals  $\overline{AC}$  and  $\overline{BD}$  intersecting at  $E$

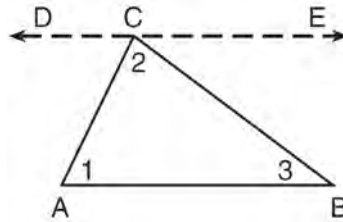


Prove:  $\triangle AED \cong \triangle CEB$   
 Describe a single rigid motion that maps  $\triangle AED$  onto  $\triangle CEB$ .

Geometry 4 Point Regents Exam Questions

www.jmap.org

- 649 Given the theorem, “The sum of the measures of the interior angles of a triangle is  $180^\circ$ ,” complete the proof for this theorem.



Given:  $\triangle ABC$

Prove:  $m\angle 1 + m\angle 2 + m\angle 3 = 180^\circ$

Fill in the missing reasons below.

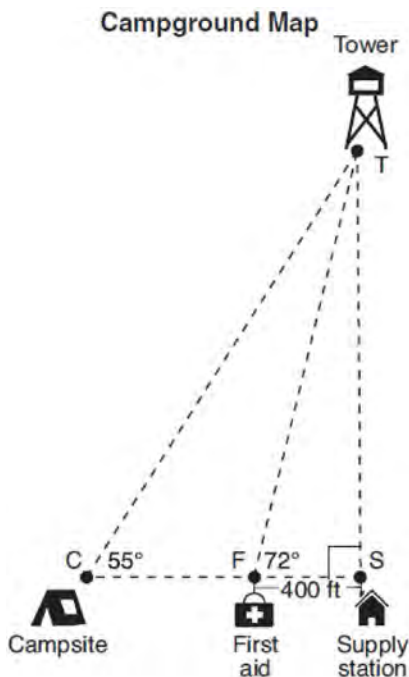
| Statements  | Reasons                     |
|---|-----------------------------|
| (1) $\triangle ABC$   | (1) Given                   |
| (2) Through point $C$ , draw $\overline{DCE}$ parallel to $\overline{AB}$ . | (2) _____<br>_____<br>_____ |
| (3) $m\angle 1 = m\angle ACD$ , $m\angle 3 = m\angle BCE$                   | (3) _____<br>_____<br>_____ |
| (4) $m\angle ACD + m\angle 2 + m\angle BCE = 180^\circ$                     | (4) _____<br>_____<br>_____ |
| (5) $m\angle 1 + m\angle 2 + m\angle 3 = 180^\circ$                         | (5) _____<br>_____<br>_____ |



Geometry 4 Point Regents Exam Questions

www.jmap.org

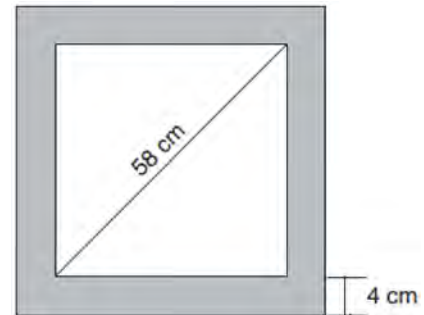
- 650 The map of a campground is shown below. Campsite  $C$ , first aid station  $F$ , and supply station  $S$  lie along a straight path. The path from the supply station to the tower,  $T$ , is perpendicular to the path from the supply station to the campsite. The length of path  $FS$  is 400 feet. The angle formed by path  $TF$  and path  $FS$  is  $72^\circ$ . The angle formed by path  $TC$  and path  $CS$  is  $55^\circ$ .



Determine and state, to the nearest foot, the distance from the campsite to the tower.

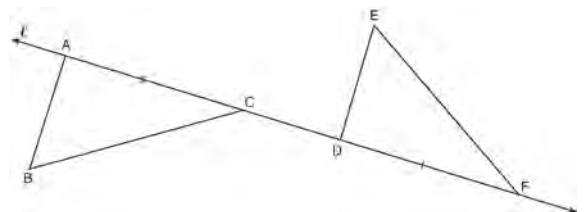
- 651 Trees that are cut down and stripped of their branches for timber are approximately cylindrical. A timber company specializes in a certain type of tree that has a typical diameter of 50 cm and a typical height of about 10 meters. The density of the wood is 380 kilograms per cubic meter, and the wood can be sold by mass at a rate of \$4.75 per kilogram. Determine and state the minimum number of whole trees that must be sold to raise at least \$50,000.

- 652 Keira has a square poster that she is framing and placing on her wall. The poster has a diagonal 58 cm long and fits exactly inside the frame. The width of the frame around the picture is 4 cm.



Determine and state the total area of the poster and frame to the nearest tenth of a square centimeter.

- 653 In the diagram below,  $\overline{AC} \cong \overline{DF}$  and points  $A$ ,  $C$ ,  $D$ , and  $F$  are collinear on line  $\ell$ .

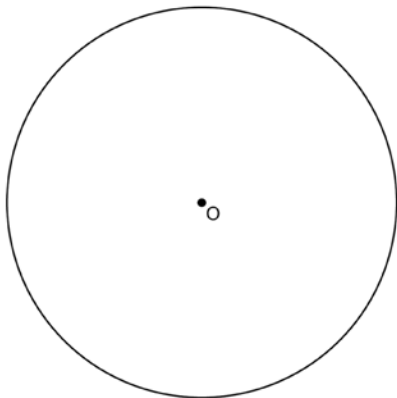


Let  $\triangle D'E'F'$  be the image of  $\triangle DEF$  after a translation along  $\ell$ , such that point  $D$  is mapped onto point  $A$ . Determine and state the location of  $F'$ . Explain your answer. Let  $\triangle D''E''F''$  be the image of  $\triangle D'E'F'$  after a reflection across line  $\ell$ . Suppose that  $E''$  is located at  $B$ . Is  $\triangle DEF$  congruent to  $\triangle ABC$ ? Explain your answer.

Geometry 4 Point Regents Exam Questions

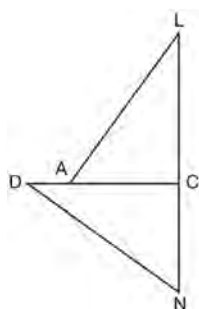
www.jmap.org

- 654 Using a straightedge and compass, construct a square inscribed in circle  $O$  below. [Leave all construction marks.]



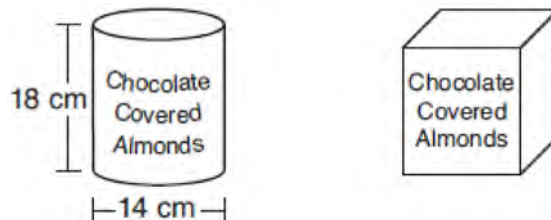
Determine the measure of the arc intercepted by two adjacent sides of the constructed square. Explain your reasoning.

- 655 In the diagram of  $\triangle LAC$  and  $\triangle DNC$  below,  $\overline{LA} \cong \overline{DN}$ ,  $\overline{CA} \cong \overline{CN}$ , and  $\overline{DAC} \perp \overline{LCN}$ .



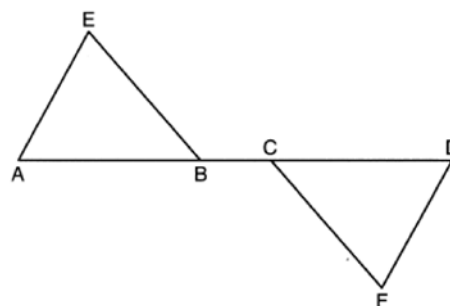
- Prove that  $\triangle LAC \cong \triangle DNC$ .
- Describe a sequence of rigid motions that will map  $\triangle LAC$  onto  $\triangle DNC$ .

- 656 A manufacturer is designing a new container for their chocolate-covered almonds. Their original container was a cylinder with a height of 18 cm and a diameter of 14 cm. The new container can be modeled by a rectangular prism with a square base and will contain the same amount of chocolate-covered almonds.



If the new container's height is 16 cm, determine and state, to the nearest tenth of a centimeter, the side length of the new container if both containers contain the same amount of almonds. A store owner who sells the chocolate-covered almonds displays them on a shelf whose dimensions are 80 cm long and 60 cm wide. The shelf can only hold one layer of new containers when each new container sits on its square base. Determine and state the maximum number of new containers the store owner can fit on the shelf.

- 657 Given:  $\triangle AEB$  and  $\triangle DFC$ ,  $\overline{ABCD}$ ,  $\overline{AE} \parallel \overline{DF}$ ,  $\overline{EB} \parallel \overline{FC}$ ,  $\overline{AC} \cong \overline{DB}$

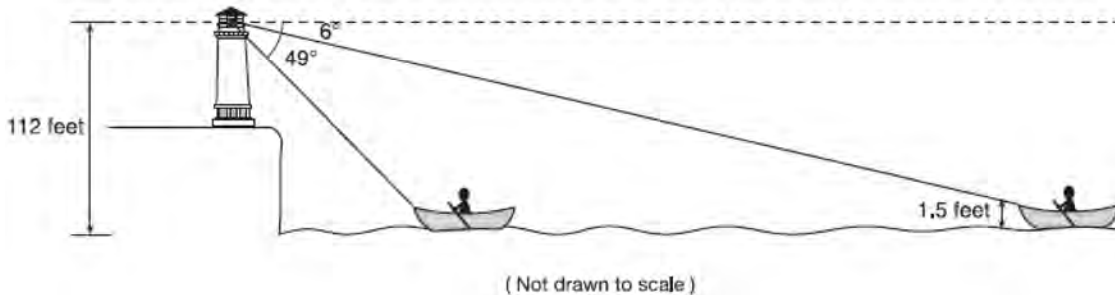


Prove:  $\triangle EAB \cong \triangle FDC$

Geometry 4 Point Regents Exam Questions

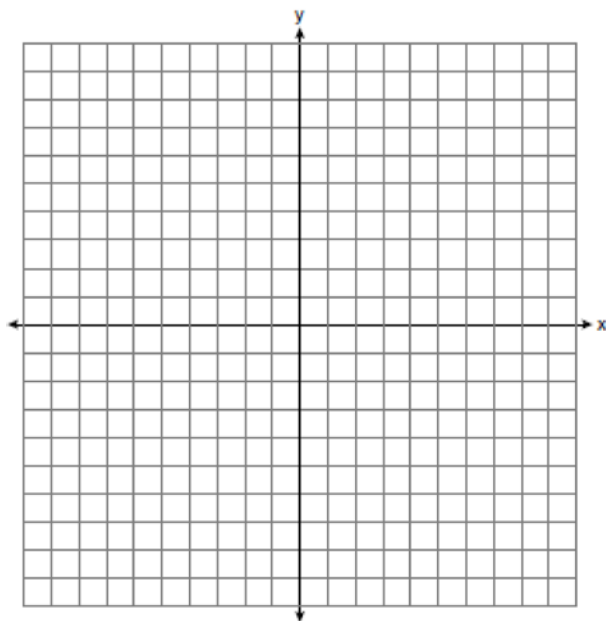
www.jmap.org

- 658 As shown below, a canoe is approaching a lighthouse on the coastline of a lake. The front of the canoe is 1.5 feet above the water and an observer in the lighthouse is 112 feet above the water.

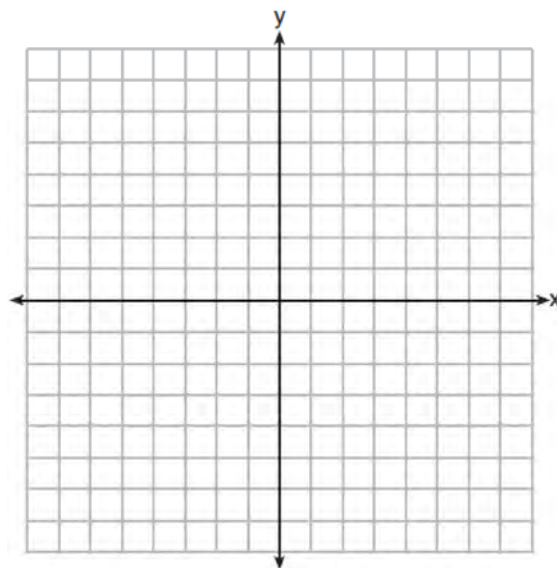


At 5:00, the observer in the lighthouse measured the angle of depression to the front of the canoe to be  $6^\circ$ . Five minutes later, the observer measured and saw the angle of depression to the front of the canoe had increased by  $49^\circ$ . Determine and state, to the *nearest foot per minute*, the average speed at which the canoe traveled toward the lighthouse.

- 659 In rhombus  $MATH$ , the coordinates of the endpoints of the diagonal  $MT$  are  $M(0, -1)$  and  $T(4, 6)$ . Write an equation of the line that contains diagonal  $AH$ . [Use of the set of axes below is optional.] Using the given information, explain how you know that your line contains diagonal  $AH$ .



- 660 A triangle has vertices  $A(-2, 4)$ ,  $B(6, 2)$ , and  $C(1, -1)$ . Prove that  $\triangle ABC$  is an isosceles right triangle. [The use of the set of axes below is optional.]



Geometry 4 Point Regents Exam Questions

www.jmap.org

- 661 A telephone pole 11 meters tall needs to be stabilized with a support beam, as modeled below.

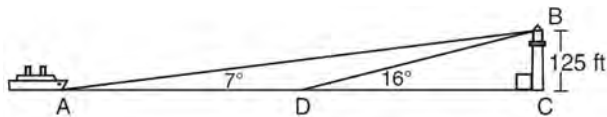


Two conditions for proper support are:

- The beam reaches the telephone pole at 70% of the telephone pole's height above the ground.
- The beam forms a  $65^\circ$  angle with the ground.

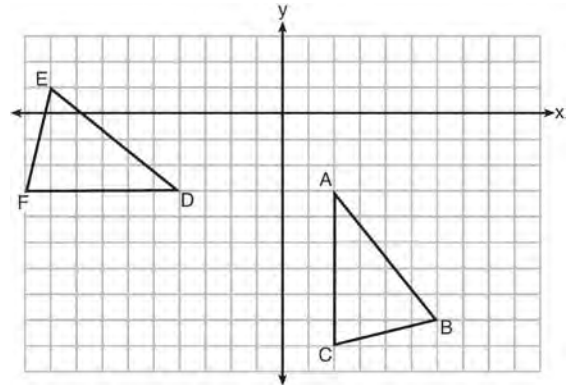
Determine and state, to the *nearest tenth of a meter*, the length of the support beam that meets these conditions for this telephone pole. Determine and state, to the *nearest tenth of a meter*, how far the support beam must be placed from the base of the pole to meet the conditions.

- 662 As shown in the diagram below, a ship is heading directly toward a lighthouse whose beacon is 125 feet above sea level. At the first sighting, point  $A$ , the angle of elevation from the ship to the light was  $7^\circ$ . A short time later, at point  $D$ , the angle of elevation was  $16^\circ$ .



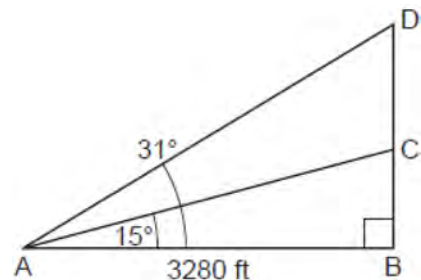
To the *nearest foot*, determine and state how far the ship traveled from point  $A$  to point  $D$ .

- 663 The grid below shows  $\triangle ABC$  and  $\triangle DEF$ .



Let  $\triangle A'B'C'$  be the image of  $\triangle ABC$  after a rotation about point  $A$ . Determine and state the location of  $B'$  if the location of point  $C'$  is  $(8, -3)$ . Explain your answer. Is  $\triangle DEF$  congruent to  $\triangle A'B'C'$ ? Explain your answer.

- 664 Cape Canaveral, Florida is where NASA launches rockets into space. As modeled in the diagram below, a person views the launch of a rocket from observation area  $A$ , 3280 feet away from launch pad  $B$ . After launch, the rocket was sighted at  $C$  with an angle of elevation of  $15^\circ$ . The rocket was later sighted at  $D$  with an angle of elevation of  $31^\circ$ .

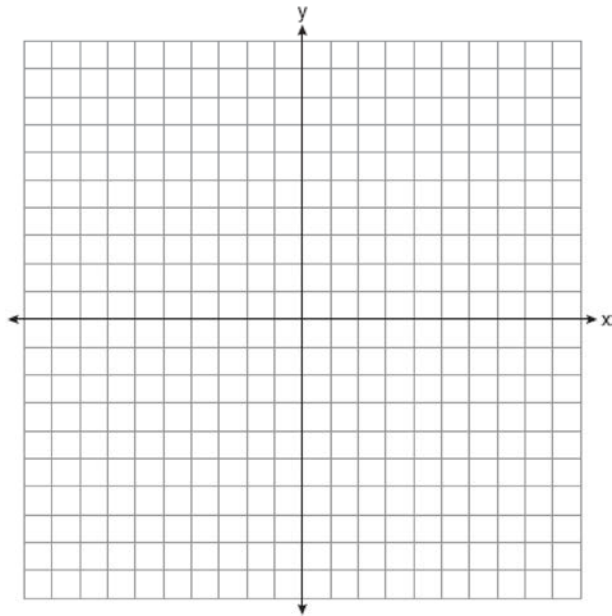


Determine and state, to the *nearest foot*, the distance the rocket traveled between the two sightings,  $C$  and  $D$ .

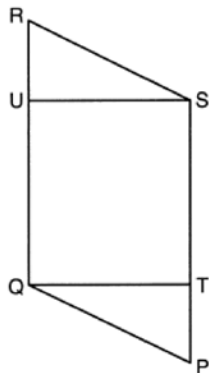
Geometry 4 Point Regents Exam Questions

www.jmap.org

- 665 Triangle  $ABC$  has vertices at  $A(-5,2)$ ,  $B(-4,7)$ , and  $C(-2,7)$ , and triangle  $DEF$  has vertices at  $D(3,2)$ ,  $E(2,7)$ , and  $F(0,7)$ . Graph and label  $\triangle ABC$  and  $\triangle DEF$  on the set of axes below. Determine and state the single transformation where  $\triangle DEF$  is the image of  $\triangle ABC$ . Use your transformation to explain why  $\triangle ABC \cong \triangle DEF$ .

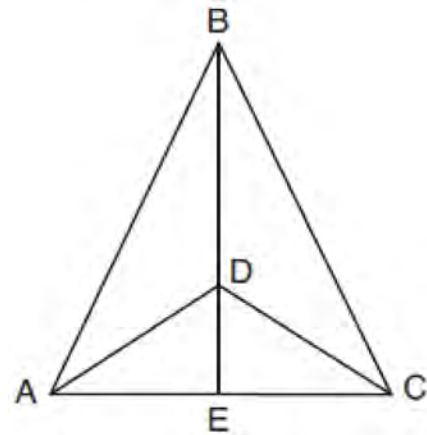


- 666 Given: Parallelogram  $PQRS$ ,  $\overline{QT} \perp \overline{PS}$ ,  $\overline{SU} \perp \overline{QR}$



Prove:  $\overline{PT} \cong \overline{RU}$

- 667 Given:  $\triangle ABC$ ,  $\overline{AEC}$ ,  $\overline{BDE}$  with  $\angle ABE \cong \angle CBE$ , and  $\angle ADE \cong \angle CDE$   
Prove:  $\overline{BDE}$  is the perpendicular bisector of  $\overline{AC}$



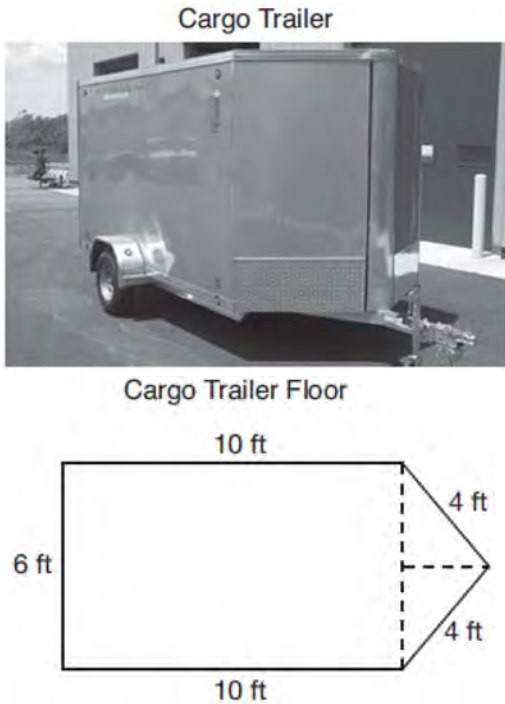
Fill in the missing statement and reasons below.

| Statements   | Reasons  |
|--|--|
| 1 $\triangle ABC$ , $\overline{AEC}$ , $\overline{BDE}$ with $\angle ABE \cong \angle CBE$ , and $\angle ADE \cong \angle CDE$ | 1 Given  |
| 2 $\overline{BD} \cong \overline{BD}$  | 2  |
| 3 $\angle BDA$ and $\angle ADE$ are supplementary. $\angle BDC$ and $\angle CDE$ are supplementary.                            | 3 Linear pairs of angles are supplementary.      |
| 4  | 4 Supplements of congruent angles are congruent. |
| 5 $\triangle ABD \cong \triangle CBD$  | 5 ASA  |
| 6 $\overline{AD} \cong \overline{CD}$ , $\overline{AB} \cong \overline{CB}$  | 6  |
| 7 $\overline{BDE}$ is the perpendicular bisector of $\overline{AC}$ .  | 7  |

Geometry 4 Point Regents Exam Questions

www.jmap.org

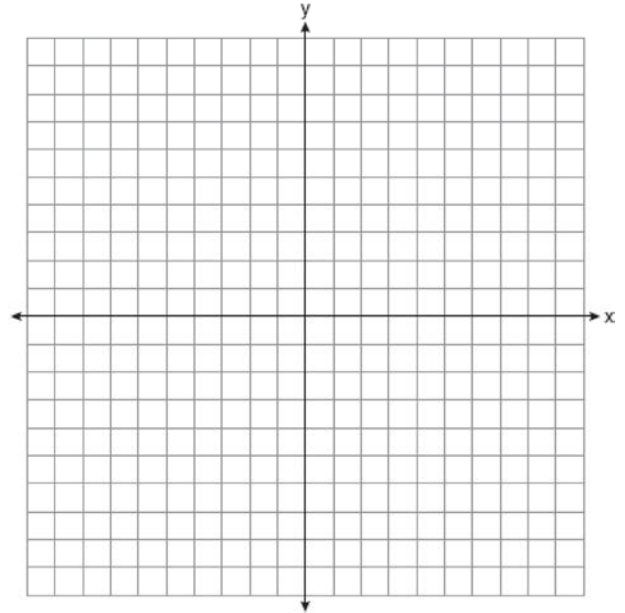
- 668 A cargo trailer, pictured below, can be modeled by a rectangular prism and a triangular prism. Inside the trailer, the rectangular prism measures 6 feet wide and 10 feet long. The walls that form the triangular prism each measure 4 feet wide inside the trailer. The diagram below is of the floor, showing the inside measurements of the trailer.



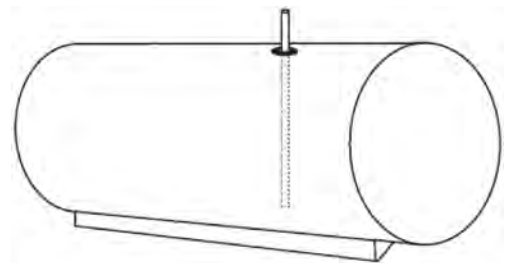
If the inside height of the trailer is 6.5 feet, what is the total volume of the inside of the trailer, to the nearest cubic foot?

- 669 The aspect ratio (the ratio of screen width to height) of a rectangular flat-screen television is 16:9. The length of the diagonal of the screen is the television's screen size. Determine and state, to the nearest inch, the screen size (diagonal) of this flat-screen television with a screen height of 20.6 inches.

- 670 Parallelogram  $MATH$  has vertices  $M(-7,-2)$ ,  $A(0,4)$ ,  $T(9,2)$ , and  $H(2,-4)$ . Prove that parallelogram  $MATH$  is a rhombus. [The use of the set of axes below is optional.] Determine and state the area of  $MATH$ .



- 671 A gas station has a cylindrical fueling tank that holds the gasoline for its pumps, as modeled below. The tank holds a maximum of 20,000 gallons of gasoline and has a length of 34.5 feet.




A metal pole is used to measure how much gas is in the tank. To the nearest tenth of a foot, how long does the pole need to be in order to reach the bottom of the tank and still extend one foot outside the tank? Justify your answer. [ $1 \text{ ft}^3 = 7.48 \text{ gallons}$ ]

Geometry 4 Point Regents Exam Questions

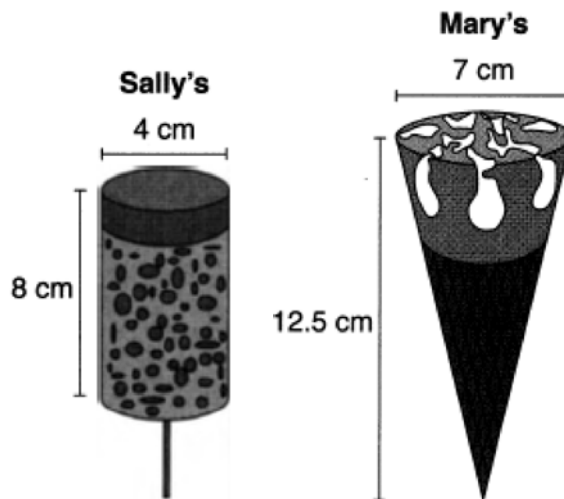
www.jmap.org

- 672 A concrete footing is a cylinder that is placed in the ground to support a building structure. The cylinder is 4 feet tall and 12 inches in diameter. A contractor is installing 10 footings.



If a bag of concrete mix makes  $\frac{2}{3}$  of a cubic foot of concrete, determine and state the minimum number of bags of concrete mix needed to make all 10 footings.

- 673 Sally and Mary both get ice cream from an ice cream truck. Sally's ice cream is served as a cylinder with a diameter of 4 cm and a total height of 8 cm. Mary's ice cream is served as a cone with a diameter of 7 cm and a total height of 12.5 cm. Assume that ice cream fills Sally's cylinder and Mary's cone.

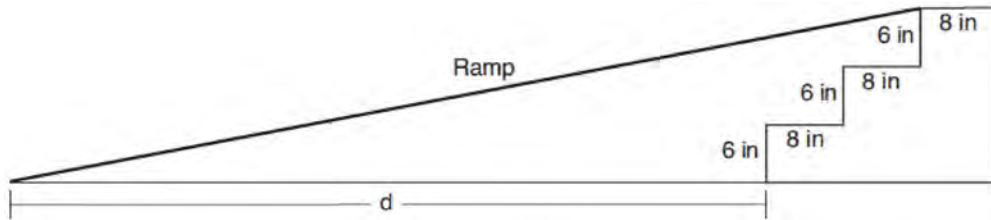


Who was served more ice cream, Sally or Mary? Justify your answer. Determine and state how much more is served in the larger ice cream than the smaller ice cream, to the *nearest cubic centimeter*.

Geometry 4 Point Regents Exam Questions

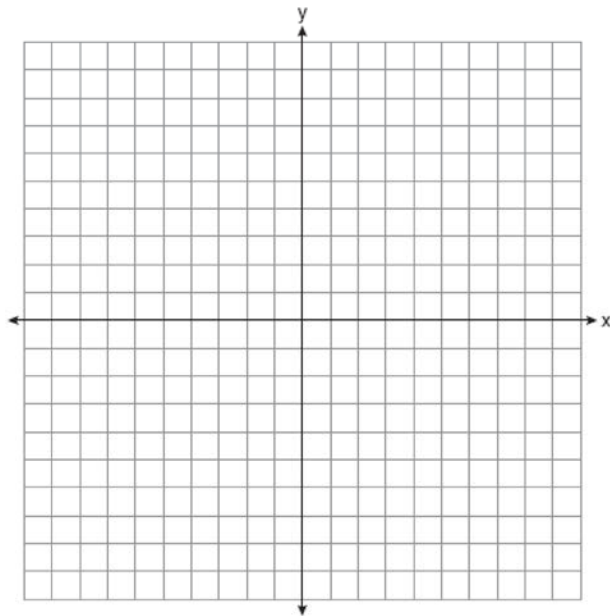
www.jmap.org

- 674 As modeled in the diagram below, an access ramp starts on flat ground and ends at the beginning of the top step. Each step is 6 inches tall and 8 inches deep.

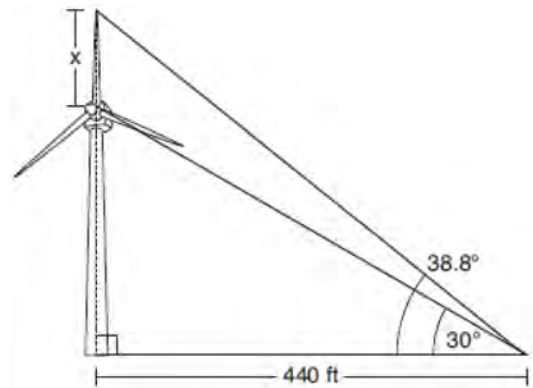


If the angle of elevation of the ramp is  $4.76^\circ$ , determine and state the length of the ramp, to the *nearest tenth of a foot*. Determine and state, to the *nearest tenth of a foot*, the horizontal distance,  $d$ , from the bottom of the stairs to the bottom of the ramp.

- 675 The coordinates of the vertices of quadrilateral  $ABCD$  are  $A(0,4)$ ,  $B(3,8)$ ,  $C(8,3)$ , and  $D(5,-1)$ . Prove that  $ABCD$  is a parallelogram, but not a rectangle. [The use of the set of axes below is optional.]



- 676 Nick wanted to determine the length of one blade of the windmill pictured below. He stood at a point on the ground 440 feet from the windmill's base. Using surveyor's tools, Nick measured the angle between the ground and the highest point reached by the top blade and found it was  $38.8^\circ$ . He also measured the angle between the ground and the lowest point of the top blade, and found it was  $30^\circ$ .



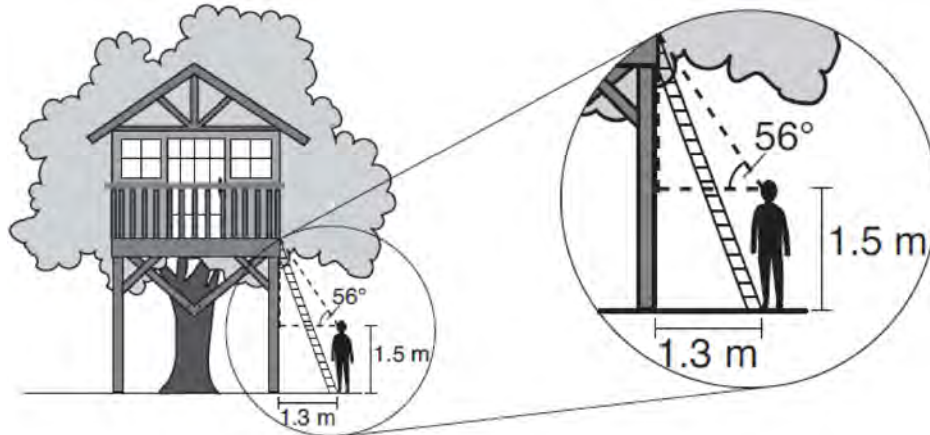
Determine and state a blade's length,  $x$ , to the *nearest foot*.



Geometry 4 Point Regents Exam Questions

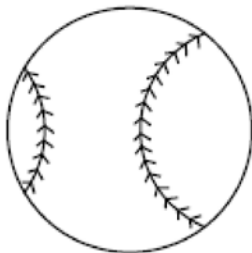
www.jmap.org

- 677 David has just finished building his treehouse and still needs to buy a ladder to be attached to the ledge of the treehouse and anchored at a point on the ground, as modeled below. David is standing 1.3 meters from the stilt supporting the treehouse. This is the point on the ground where he has decided to anchor the ladder. The angle of elevation from his eye level to the bottom of the treehouse is 56 degrees. David's eye level is 1.5 meters above the ground.



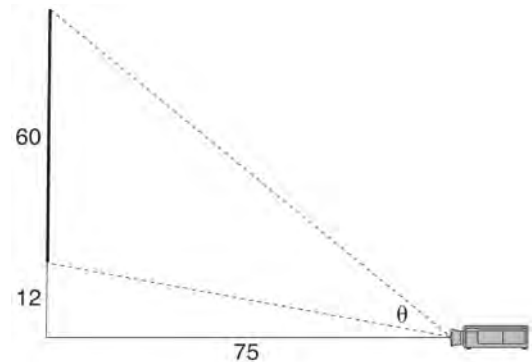
Determine and state the minimum length of a ladder, to the *nearest tenth of a meter*, that David will need to buy for his treehouse.

- 678 A packing box for baseballs is the shape of a rectangular prism with dimensions of 2 ft  $\times$  1 ft  $\times$  18 in. Each baseball has a diameter of 2.94 inches.



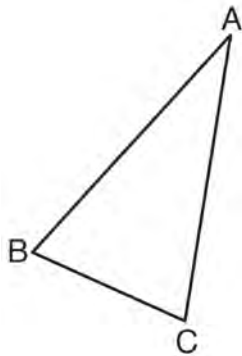
Determine and state the maximum number of baseballs that can be packed in the box if they are stacked in layers and each layer contains an equal number of baseballs. The weight of a baseball is approximately 0.025 pound per cubic inch. Determine and state, to the *nearest pound*, the total weight of all the baseballs in the fully packed box.

- 679 As modeled below, a movie is projected onto a large outdoor screen. The bottom of the 60-foot-tall screen is 12 feet off the ground. The projector sits on the ground at a horizontal distance of 75 feet from the screen.

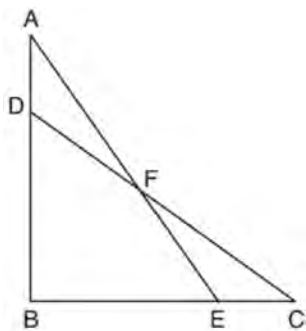


Determine and state, to the *nearest tenth of a degree*, the measure of  $\theta$ , the projection angle.

- 680 Using a compass and straightedge, construct and label  $\triangle A'B'C'$ , the image of  $\triangle ABC$  after a dilation with a scale factor of 2 and centered at  $B$ . [Leave all construction marks.] Describe the relationship between the lengths of  $\overline{AC}$  and  $\overline{A'C'}$ .

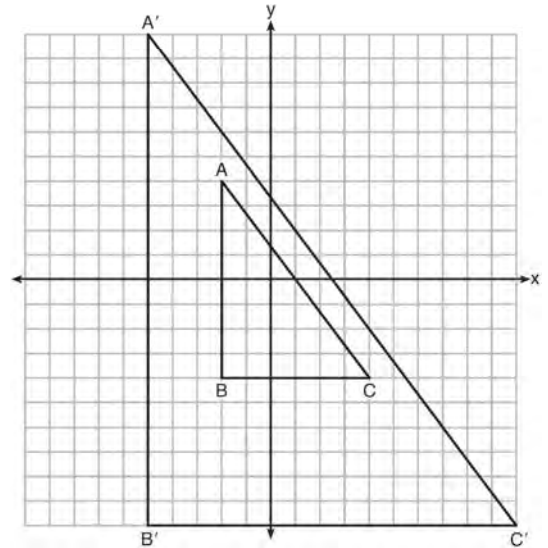


- 681 In the diagram below,  $\triangle ABE \cong \triangle CBD$ .



Prove:  $\triangle AFD \cong \triangle CFE$

- 682 In the diagram below,  $\triangle A'B'C'$  is the image of  $\triangle ABC$  after a transformation.



Describe the transformation that was performed. Explain why  $\triangle A'B'C' \sim \triangle ABC$ .

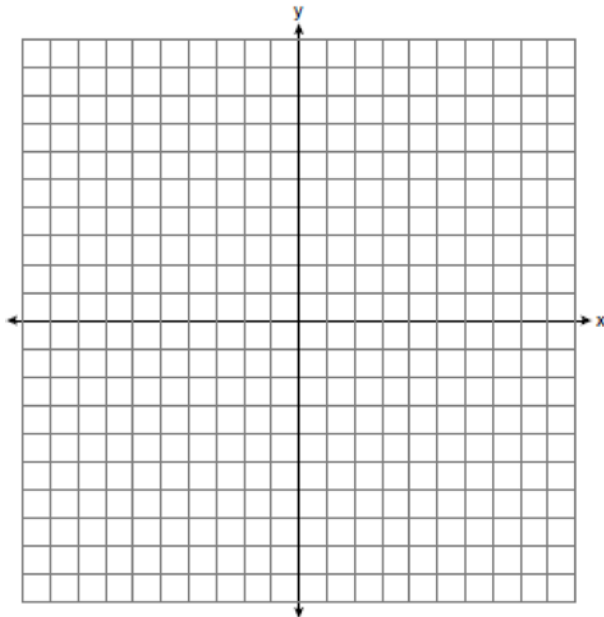
- 683 A child-sized swimming pool can be modeled by a cylinder. The pool has a diameter of  $6\frac{1}{2}$  feet and a height of 12 inches. The pool is filled with water to  $\frac{2}{3}$  of its height. Determine and state the volume of the water in the pool, to the nearest cubic foot. One cubic foot equals 7.48 gallons of water. Determine and state, to the nearest gallon, the number of gallons of water in the pool.

- 684 A small can of soup is a right circular cylinder with a base diameter of 7 cm and a height of 9 cm. A large container is also a right circular cylinder with a base diameter of 9 cm and a height of 13cm. Determine and state the volume of the small can and the volume of the large container to the nearest cubic centimeter. What is the minimum number of small cans that must be opened to fill the large container? Justify your answer.

Geometry 4 Point Regents Exam Questions

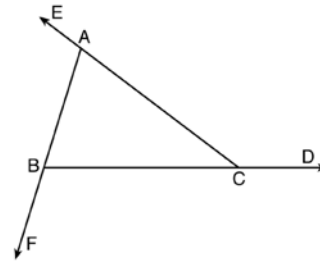
www.jmap.org

- 685 Triangle  $ABC$  has vertices with coordinates  $A(-1,-1)$ ,  $B(4,0)$ , and  $C(0,4)$ . Prove that  $\triangle ABC$  is an isosceles triangle but *not* an equilateral triangle. [The use of the set of axes below is optional.]

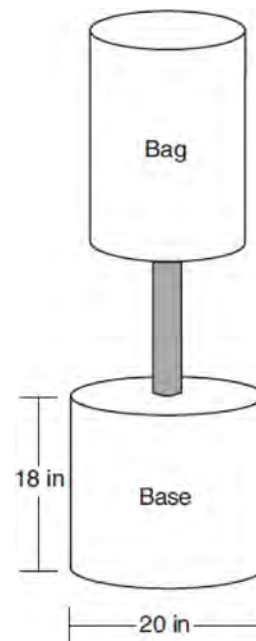


- 686 Theresa has a rectangular pool 30 ft long, 15 ft wide, and 4 ft deep. Theresa fills her pool using city water at a rate of \$3.95 per 100 gallons of water. Nancy has a circular pool with a diameter of 24 ft and a depth of 4 ft. Nancy fills her pool with a water delivery service at a rate of \$200 per 6000 gallons. If Theresa and Nancy both fill their pools 6 inches from the top of the pool, determine and state who paid more to fill her pool. [1ft<sup>3</sup> water = 7.48 gallons]

- 687 Prove the sum of the exterior angles of a triangle is 360°.



- 688 Shae has recently begun kickboxing and purchased training equipment as modeled in the diagram below. The total weight of the bag, pole, and unfilled base is 270 pounds. The cylindrical base is 18 inches tall with a diameter of 20 inches. The dry sand used to fill the base weighs 95.46 lbs per cubic foot.

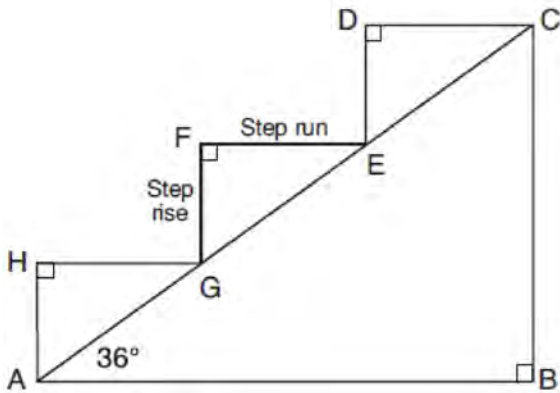


To the *nearest pound*, determine and state the total weight of the training equipment if the base is filled to 85% of its capacity.

Geometry 4 Point Regents Exam Questions

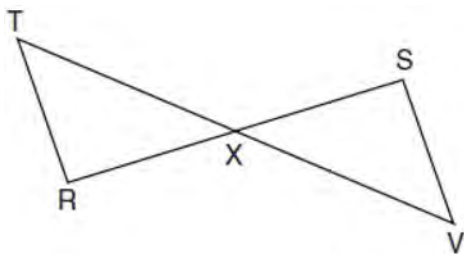
www.jmap.org

- 689 A homeowner is building three steps leading to a deck, as modeled by the diagram below. All three step rises,  $\overline{HA}$ ,  $\overline{FG}$ , and  $\overline{DE}$ , are congruent, and all three step runs,  $\overline{HG}$ ,  $\overline{FE}$ , and  $\overline{DC}$ , are congruent. Each step rise is perpendicular to the step run it joins. The measure of  $\angle CAB = 36^\circ$  and  $\angle CBA = 90^\circ$ .



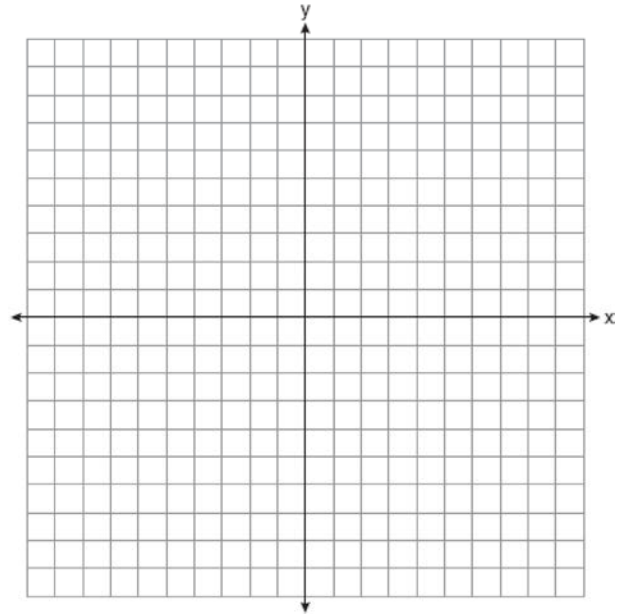
If each step run is parallel to  $\overline{AB}$  and has a length of 10 inches, determine and state the length of each step rise, to the *nearest tenth of an inch*. Determine and state the length of  $\overline{AC}$ , to the *nearest inch*.

- 690 Given:  $\overline{RS}$  and  $\overline{TV}$  bisect each other at point  $X$   
 $\overline{TR}$  and  $\overline{SV}$  are drawn




Prove:  $\overline{TR} \parallel \overline{SV}$

- 691 Riley plotted  $A(-1,6)$ ,  $B(3,8)$ ,  $C(6,-1)$ , and  $D(1,0)$  to form a quadrilateral. Prove that Riley's quadrilateral  $ABCD$  is a trapezoid. [The use of the set of axes on the next page is optional.] Riley defines an isosceles trapezoid as a trapezoid with congruent diagonals. Use Riley's definition to prove that  $ABCD$  is *not* an isosceles trapezoid.



- 692 A candle maker uses a mold to make candles like the one shown below.

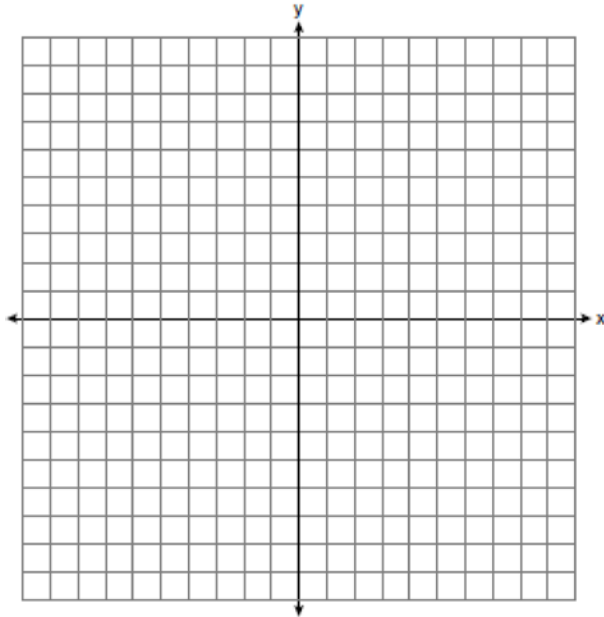


The height of the candle is 13 cm and the circumference of the candle at its widest measure is 31.416 cm. Use modeling to approximate how much wax, to the *nearest cubic centimeter*, is needed to make this candle. Justify your answer.

Geometry 4 Point Regents Exam Questions

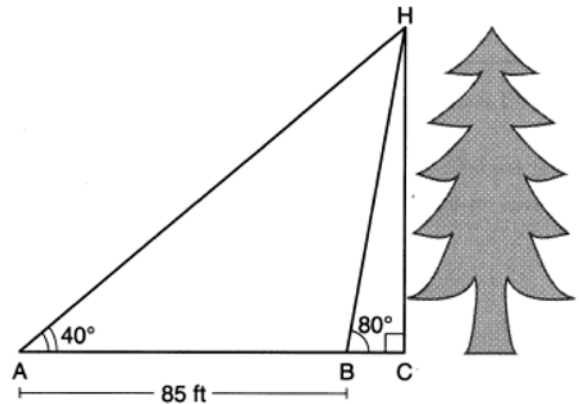
www.jmap.org

- 693 Triangle  $ABC$  has vertices with  $A(x,3)$ ,  $B(-3,-1)$ , and  $C(-1,-4)$ . Determine and state a value of  $x$  that would make triangle  $ABC$  a right triangle. Justify why  $\triangle ABC$  is a right triangle. [The use of the set of axes below is optional.]



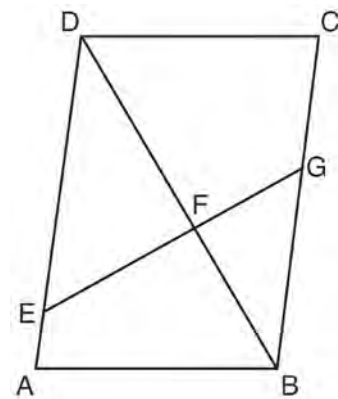
- 694 A bakery sells hollow chocolate spheres. The larger diameter of each sphere is 4 cm. The thickness of the chocolate of each sphere is 0.5 cm. Determine and state, to the *nearest tenth of a cubic centimeter*, the amount of chocolate in each hollow sphere. The bakery packages 8 of them into a box. If the density of the chocolate is  $1.308 \text{ g/cm}^3$ , determine and state, to the *nearest gram*, the total mass of the chocolate in the box.

- 695 Barry wants to find the height of a tree that is modeled in the diagram below, where  $\angle C$  is a right angle. The angle of elevation from point  $A$  on the ground to the top of the tree,  $H$ , is  $40^\circ$ . The angle of elevation from point  $B$  on the ground to the top of the tree,  $H$ , is  $80^\circ$ . The distance between points  $A$  and  $B$  is 85 feet.



Barry claims that  $\triangle ABH$  is isosceles. Explain why Barry is correct. Determine and state, to the *nearest foot*, the height of the tree.

- 696 Given: Parallelogram  $ABCD$ ,  $\overline{EFG}$ , and diagonal  $\overline{DFB}$

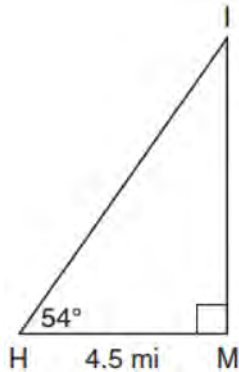


Prove:  $\triangle DEF \sim \triangle BGF$

Geometry 4 Point Regents Exam Questions

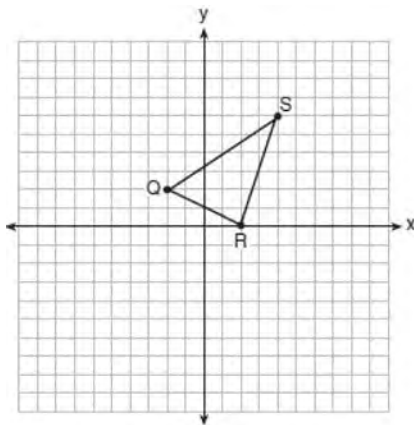
www.jmap.org

- 697 As shown in the diagram below, an island ( $I$ ) is due north of a marina ( $M$ ). A boat house ( $H$ ) is 4.5 miles due west of the marina. From the boat house, the island is located at an angle of  $54^\circ$  from the marina.



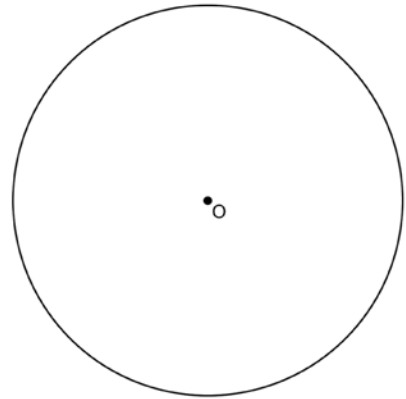
Determine and state, to the *nearest tenth of a mile*, the distance from the boat house ( $H$ ) to the island ( $I$ ). Determine and state, to the *nearest tenth of a mile*, the distance from the island ( $I$ ) to the marina ( $M$ ).

- 698 Triangle  $QRS$  is graphed on the set of axes below.



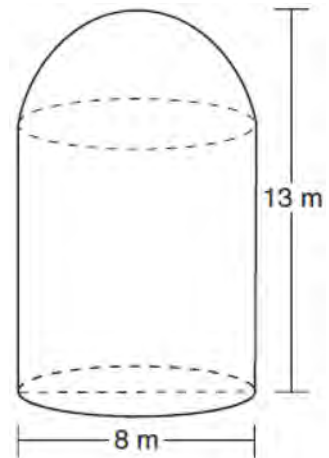
On the same set of axes, graph and label  $\triangle Q'R'S'$ , the image of  $\triangle QRS$  after a dilation with a scale factor of  $\frac{3}{2}$  centered at the origin. Use slopes to explain why  $Q'R' \parallel QR$ .

- 699 Using a compass and straightedge, construct a regular hexagon inscribed in circle  $O$  below. Label it  $ABCDEF$ . [Leave all construction marks.]



If chords  $\overline{FB}$  and  $\overline{FC}$  are drawn, which type of triangle, according to its angles, would  $\triangle FBC$  be? Explain your answer.

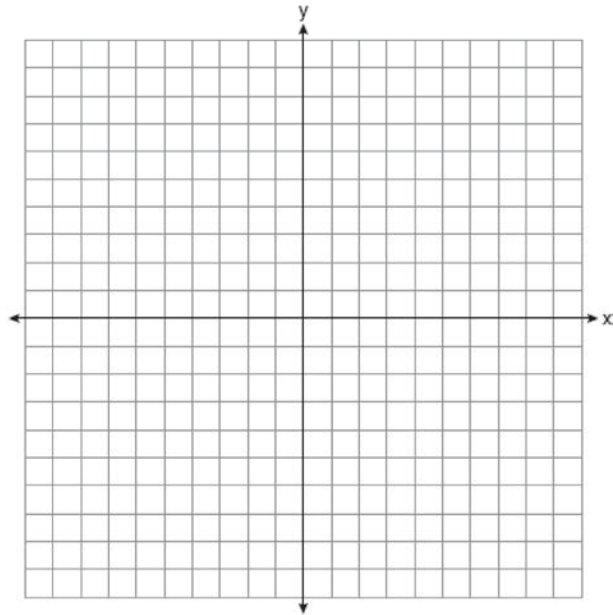
- 700 A storage tank is in the shape of a cylinder with a hemisphere on the top. The highest point on the inside of the storage tank is 13 meters above the floor of the storage tank, and the diameter inside the cylinder is 8 meters. Determine and state, to the *nearest cubic meter*, the total volume inside the storage tank.



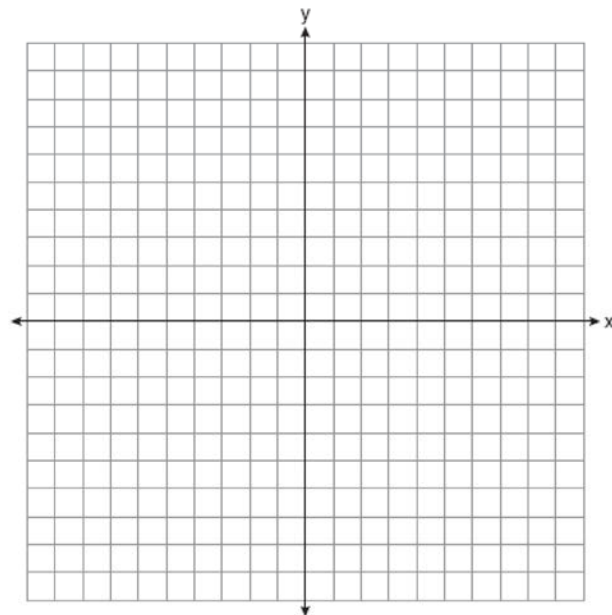
Geometry 4 Point Regents Exam Questions

www.jmap.org

- 701 The coordinates of the vertices of quadrilateral  $HYPE$  are  $H(-3,6)$ ,  $Y(2,9)$ ,  $P(8,-1)$ , and  $E(3,-4)$ . Prove  $HYPE$  is a rectangle. [The use of the set of axes below is optional.]



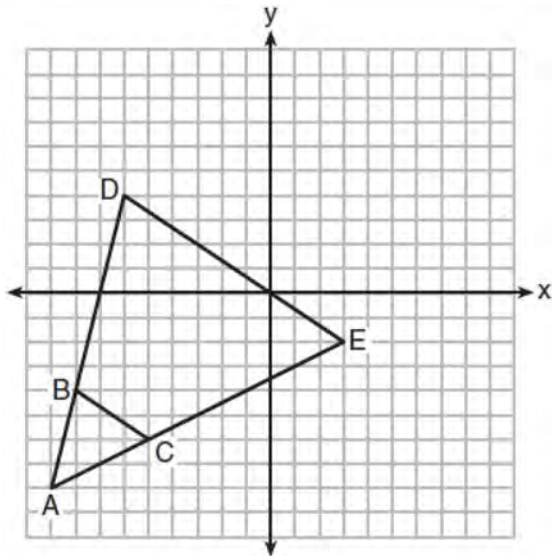
- 702 Quadrilateral  $NATS$  has coordinates  $N(-4,-3)$ ,  $A(1,2)$ ,  $T(8,1)$ , and  $S(3,-4)$ . Prove quadrilateral  $NATS$  is a rhombus. [The use of the set of axes below is optional.]



Geometry 4 Point Regents Exam Questions

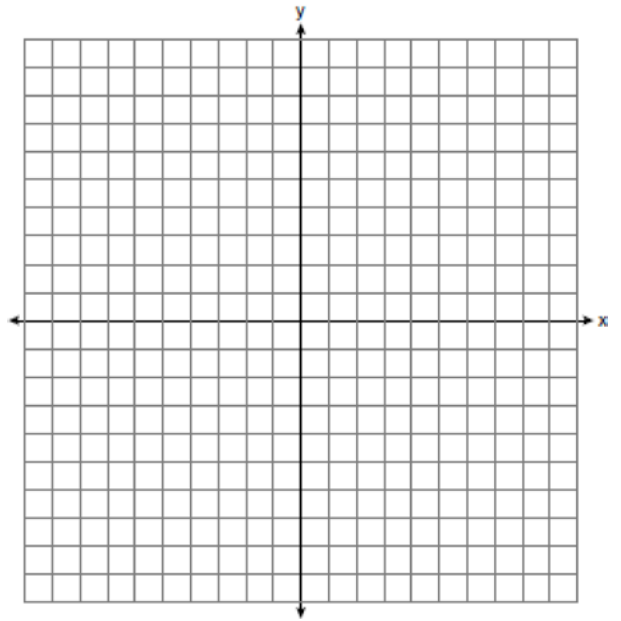
www.jmap.org

- 703 Triangle  $ABC$  and triangle  $ADE$  are graphed on the set of axes below.



Describe a transformation that maps triangle  $ABC$  onto triangle  $ADE$ . Explain why this transformation makes triangle  $ADE$  similar to triangle  $ABC$ .

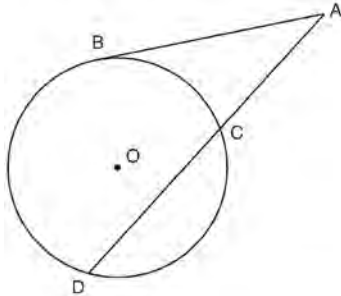
- 704 Triangle  $PQR$  has vertices  $P(-3, -1)$ ,  $Q(-1, 7)$ , and  $R(3, 3)$ , and points  $A$  and  $B$  are midpoints of  $\overline{PQ}$  and  $\overline{RQ}$ , respectively. Use coordinate geometry to prove that  $\overline{AB}$  is parallel to  $\overline{PR}$  and is half the length of  $\overline{PR}$ . [The use of the set of axes below is optional.]





**Geometry 6 Point Regents Exam Questions**

- 705 In the diagram below, secant  $\overline{ACD}$  and tangent  $\overline{AB}$  are drawn from external point  $A$  to circle  $O$ .

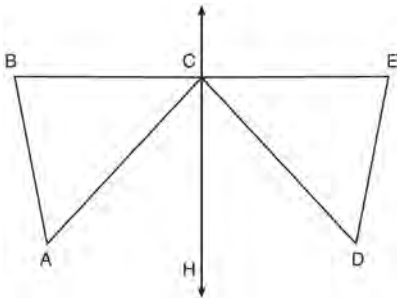


Prove the theorem: If a secant and a tangent are drawn to a circle from an external point, the product of the lengths of the secant segment and its external segment equals the length of the tangent segment squared. ( $AC \cdot AD = AB^2$ )

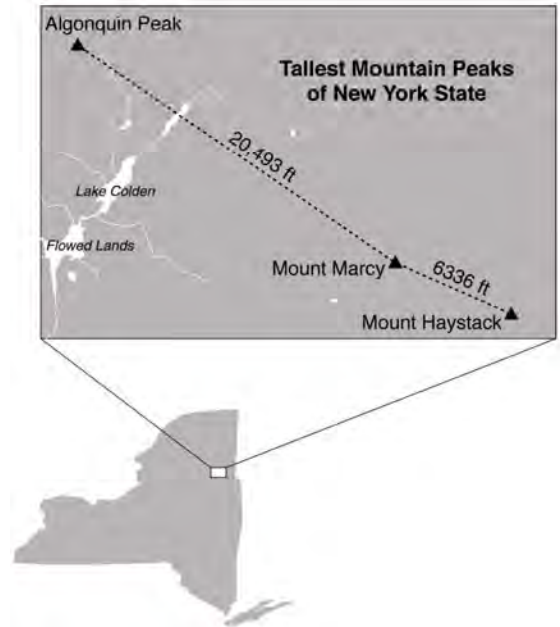
- 706 Given:  $D$  is the image of  $A$  after a reflection over  $\overleftrightarrow{CH}$ .

$\overleftrightarrow{CH}$  is the perpendicular bisector of  $\overline{BCE}$   
 $\triangle ABC$  and  $\triangle DEC$  are drawn

Prove:  $\triangle ABC \cong \triangle DEC$



- 707 The map below shows the three tallest mountain peaks in New York State: Mount Marcy, Algonquin Peak, and Mount Haystack. Mount Haystack, the shortest peak, is 4960 feet tall. Surveyors have determined the horizontal distance between Mount Haystack and Mount Marcy is 6336 feet and the horizontal distance between Mount Marcy and Algonquin Peak is 20,493 feet.



The angle of depression from the peak of Mount Marcy to the peak of Mount Haystack is 3.47 degrees. The angle of elevation from the peak of Algonquin Peak to the peak of Mount Marcy is 0.64 degrees. What are the heights, to the *nearest foot*, of Mount Marcy and Algonquin Peak? Justify your answer.

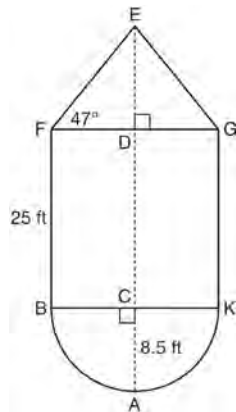
Geometry 6 Point Regents Exam Questions

www.jmap.org

- 708 The water tower in the picture below is modeled by the two-dimensional figure beside it. The water tower is composed of a hemisphere, a cylinder, and a cone. Let  $C$  be the center of the hemisphere and let  $D$  be the center of the base of the cone.

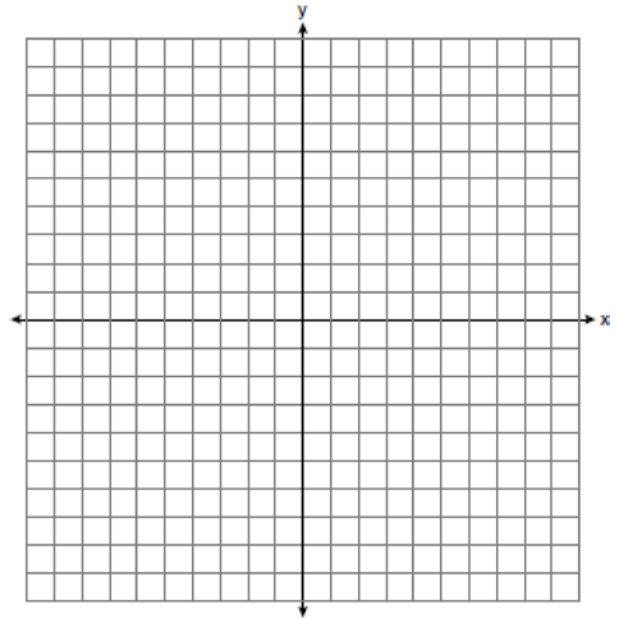


Source: <http://en.wikipedia.org>

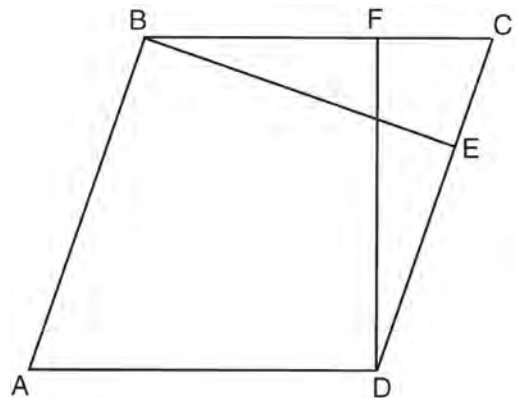


If  $AC = 8.5$  feet,  $BF = 25$  feet, and  $m\angle EFD = 47^\circ$ , determine and state, to the *nearest cubic foot*, the volume of the water tower. The water tower was constructed to hold a maximum of 400,000 pounds of water. If water weighs 62.4 pounds per cubic foot, can the water tower be filled to 85% of its volume and *not* exceed the weight limit? Justify your answer.

- 709 In the coordinate plane, the vertices of  $\triangle RST$  are  $R(6, -1)$ ,  $S(1, -4)$ , and  $T(-5, 6)$ . Prove that  $\triangle RST$  is a right triangle. State the coordinates of point  $P$  such that quadrilateral  $RSTP$  is a rectangle. Prove that your quadrilateral  $RSTP$  is a rectangle. [The use of the set of axes below is optional.]



- 710 In the diagram of parallelogram  $ABCD$  below,  $\overline{BE} \perp \overline{CD}$ ,  $\overline{DF} \perp \overline{BC}$ ,  $\overline{CE} \cong \overline{CF}$ .

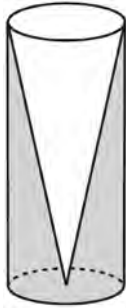


Prove  $ABCD$  is a rhombus.

Geometry 6 Point Regents Exam Questions

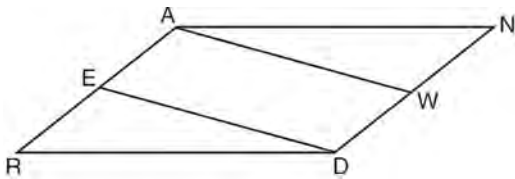
www.jmap.org

- 711 Walter wants to make 100 candles in the shape of a cone for his new candle business. The mold shown below will be used to make the candles. Each mold will have a height of 8 inches and a diameter of 3 inches. To the *nearest cubic inch*, what will be the total volume of 100 candles?



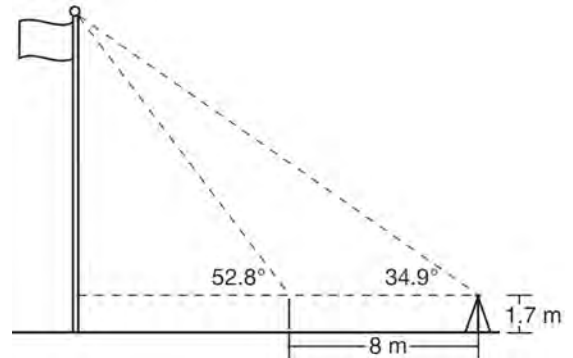
Walter goes to a hobby store to buy the wax for his candles. The wax costs \$0.10 per ounce. If the weight of the wax is 0.52 ounce per cubic inch, how much will it cost Walter to buy the wax for 100 candles? If Walter spent a total of \$37.83 for the molds and charges \$1.95 for each candle, what is Walter's profit after selling 100 candles?

- 712 Given: Parallelogram  $ANDR$  with  $\overline{AW}$  and  $\overline{DE}$  bisecting  $\overline{ND}$  and  $\overline{RA}$  at points  $W$  and  $E$ , respectively



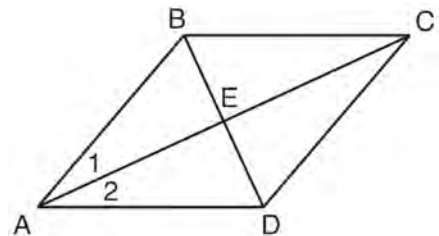
Prove that  $\triangle ANW \cong \triangle DRE$ . Prove that quadrilateral  $AWDE$  is a parallelogram.

- 713 Cathy wants to determine the height of the flagpole shown in the diagram below. She uses a survey instrument to measure the angle of elevation to the top of the flagpole, and determines it to be  $34.9^\circ$ . She walks 8 meters closer and determines the new measure of the angle of elevation to be  $52.8^\circ$ . At each measurement, the survey instrument is 1.7 meters above the ground.



Determine and state, to the *nearest tenth of a meter*, the height of the flagpole.

- 714 Given: Quadrilateral  $ABCD$  with diagonals  $\overline{AC}$  and  $\overline{BD}$  that bisect each other, and  $\angle 1 \cong \angle 2$

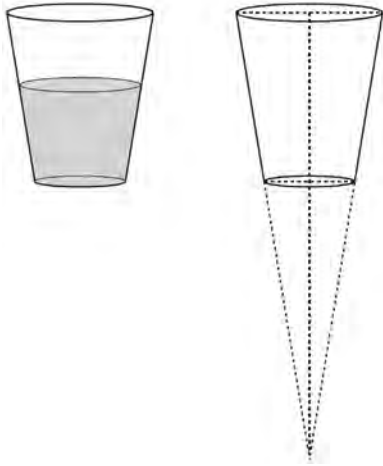


Prove:  $\triangle ACD$  is an isosceles triangle and  $\triangle AEB$  is a right triangle

Geometry 6 Point Regents Exam Questions

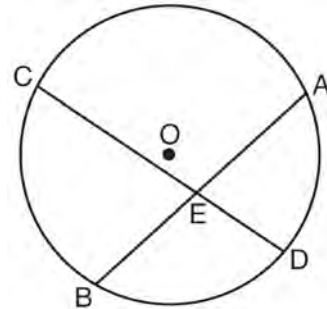
www.jmap.org

- 715 A water glass can be modeled by a truncated right cone (a cone which is cut parallel to its base) as shown below.



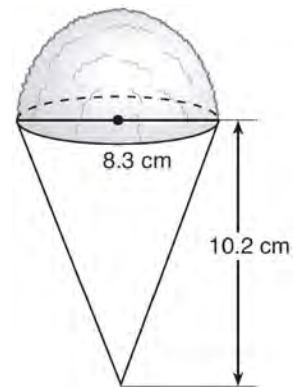
The diameter of the top of the glass is 3 inches, the diameter at the bottom of the glass is 2 inches, and the height of the glass is 5 inches. The base with a diameter of 2 inches must be parallel to the base with a diameter of 3 inches in order to find the height of the cone. Explain why. Determine and state, in inches, the height of the larger cone. Determine and state, to the *nearest tenth of a cubic inch*, the volume of the water glass.

- 716 Given: Circle  $O$ , chords  $\overline{AB}$  and  $\overline{CD}$  intersect at  $E$



Theorem: If two chords intersect in a circle, the product of the lengths of the segments of one chord is equal to the product of the lengths of the segments of the other chord. Prove this theorem by proving  $AE \cdot EB = CE \cdot ED$ .

- 717 A snow cone consists of a paper cone completely filled with shaved ice and topped with a hemisphere of shaved ice, as shown in the diagram below. The inside diameter of both the cone and the hemisphere is 8.3 centimeters. The height of the cone is 10.2 centimeters.

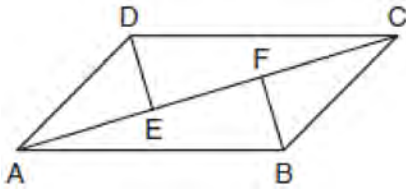


The desired density of the shaved ice is  $0.697 \text{ g/cm}^3$ , and the cost, per kilogram, of ice is \$3.83. Determine and state the cost of the ice needed to make 50 snow cones.

Geometry 6 Point Regents Exam Questions

www.jmap.org

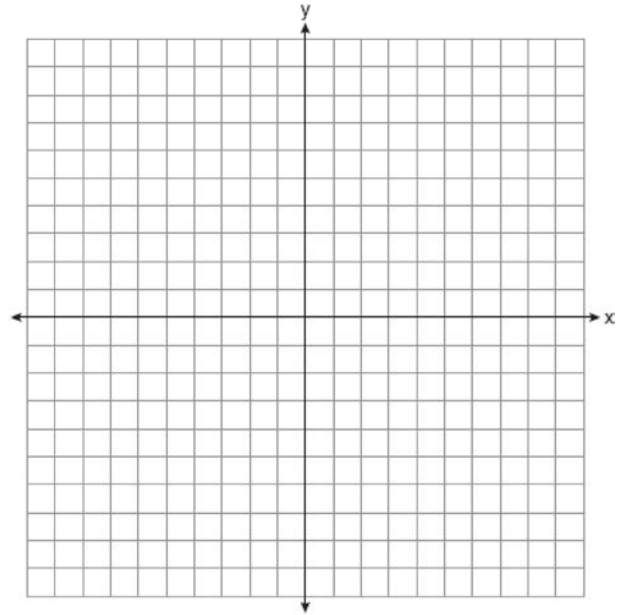
- 718 In quadrilateral  $ABCD$ ,  $\overline{AB} \cong \overline{CD}$ ,  $\overline{AB} \parallel \overline{CD}$ , and  $\overline{BF}$  and  $\overline{DE}$  are perpendicular to diagonal  $\overline{AC}$  at points  $F$  and  $E$ .



Prove:  $\overline{AE} \cong \overline{CF}$

- 719 New streetlights will be installed along a section of the highway. The posts for the streetlights will be 7.5 m tall and made of aluminum. The city can choose to buy the posts shaped like cylinders or the posts shaped like rectangular prisms. The cylindrical posts have a hollow core, with aluminum 2.5 cm thick, and an outer diameter of 53.4 cm. The rectangular-prism posts have a hollow core, with aluminum 2.5 cm thick, and a square base that measures 40 cm on each side. The density of aluminum is  $2.7 \text{ g/cm}^3$ , and the cost of aluminum is \$0.38 per kilogram. If all posts must be the same shape, which post design will cost the town less? How much money will be saved per streetlight post with the less expensive design?

- 720 Quadrilateral  $PQRS$  has vertices  $P(-2,3)$ ,  $Q(3,8)$ ,  $R(4,1)$ , and  $S(-1,-4)$ . Prove that  $PQRS$  is a rhombus. Prove that  $PQRS$  is *not* a square. [The use of the set of axes below is optional.]

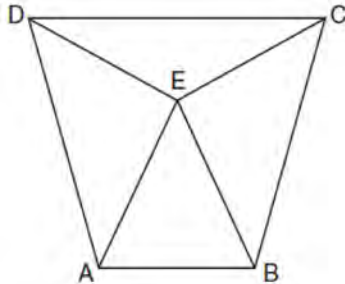


- 721 Freda, who is training to use a radar system, detects an airplane flying at a constant speed and heading in a straight line to pass directly over her location. She sees the airplane at an angle of elevation of  $15^\circ$  and notes that it is maintaining a constant altitude of 6250 feet. One minute later, she sees the airplane at an angle of elevation of  $52^\circ$ . How far has the airplane traveled, to the *nearest foot*? Determine and state the speed of the airplane, to the *nearest mile per hour*.

Geometry 6 Point Regents Exam Questions

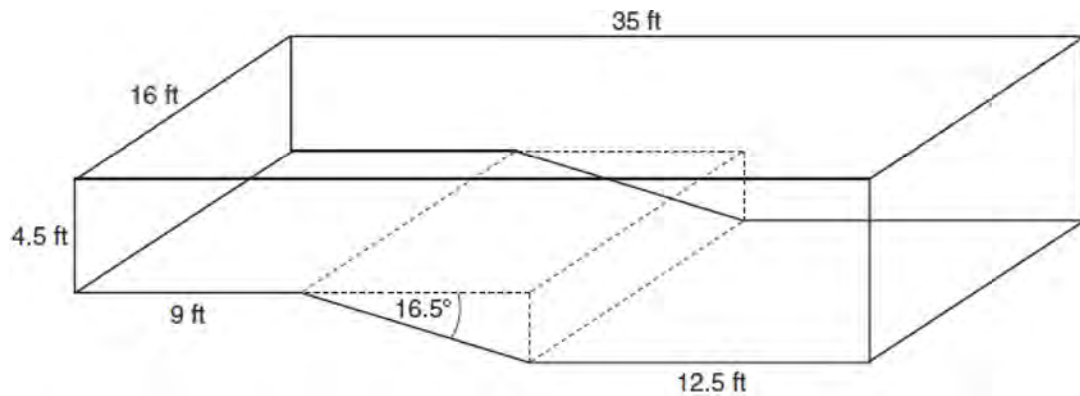
www.jmap.org

- 722 Isosceles trapezoid  $ABCD$  has bases  $\overline{DC}$  and  $\overline{AB}$  with nonparallel legs  $\overline{AD}$  and  $\overline{BC}$ . Segments  $\overline{AE}$ ,  $\overline{BE}$ ,  $\overline{CE}$ , and  $\overline{DE}$  are drawn in trapezoid  $ABCD$  such that  $\angle CDE \cong \angle DCE$ ,  $\overline{AE} \perp \overline{DE}$ , and  $\overline{BE} \perp \overline{CE}$ .



Prove  $\triangle ADE \cong \triangle BCE$  and prove  $\triangle AEB$  is an isosceles triangle.

- 723 A rectangular in-ground pool is modeled by the prism below. The inside of the pool is 16 feet wide and 35 feet long. The pool has a shallow end and a deep end, with a sloped floor connecting the two ends. Without water, the shallow end is 9 feet long and 4.5 feet deep, and the deep end of the pool is 12.5 feet long.

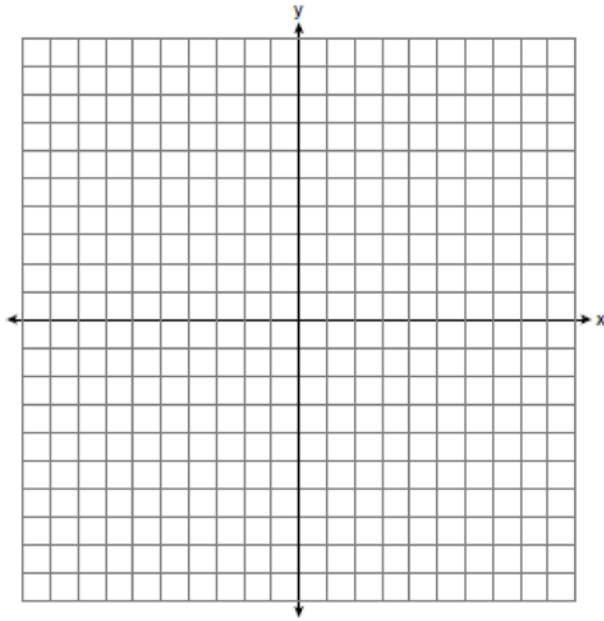


If the sloped floor has an angle of depression of 16.5 degrees, what is the depth of the pool at the deep end, to the nearest tenth of a foot? Find the volume of the inside of the pool to the nearest cubic foot. A garden hose is used to fill the pool. Water comes out of the hose at a rate of 10.5 gallons per minute. How much time, to the nearest hour, will it take to fill the pool 6 inches from the top? [ $1 \text{ ft}^3 = 7.48 \text{ gallons}$ ]

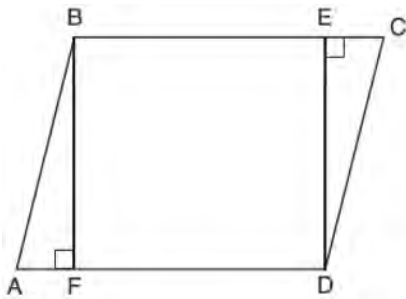
Geometry 6 Point Regents Exam Questions

www.jmap.org

- 724 In the coordinate plane, the vertices of triangle  $PAT$  are  $P(-1,-6)$ ,  $A(-4,5)$ , and  $T(5,-2)$ . Prove that  $\triangle PAT$  is an isosceles triangle. State the coordinates of  $R$  so that quadrilateral  $PART$  is a parallelogram. Prove that quadrilateral  $PART$  is a parallelogram. [The use of the set of axes below is optional.]

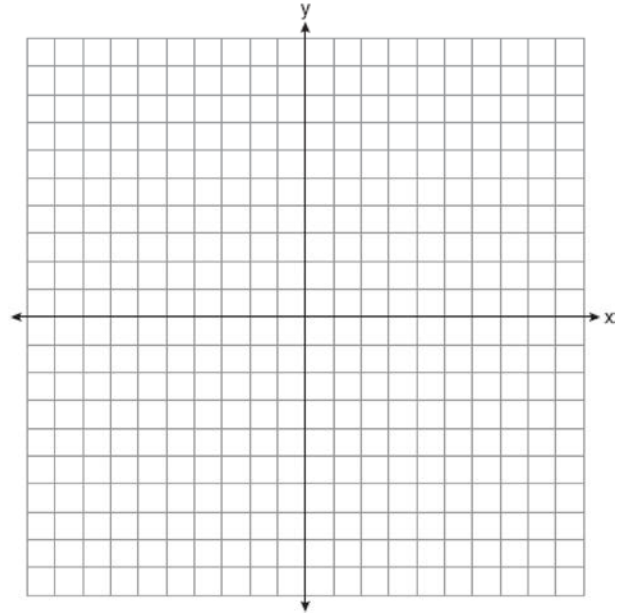


- 725 Given: Parallelogram  $ABCD$ ,  $\overline{BF} \perp \overline{AFD}$ , and  $\overline{DE} \perp \overline{BEC}$

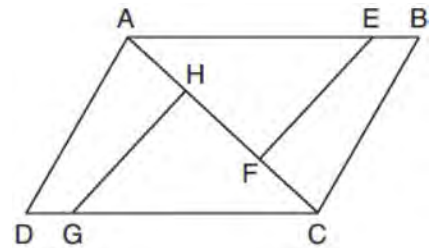


Prove:  $BEDF$  is a rectangle

- 726 The vertices of quadrilateral  $MATH$  have coordinates  $M(-4,2)$ ,  $A(-1,-3)$ ,  $T(9,3)$ , and  $H(6,8)$ . Prove that quadrilateral  $MATH$  is a parallelogram. Prove that quadrilateral  $MATH$  is a rectangle. [The use of the set of axes below is optional.]

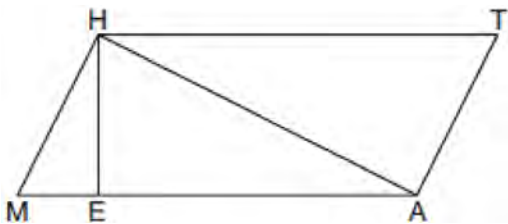


- 727 In the diagram of quadrilateral  $ABCD$  with diagonal  $\overline{AC}$  shown below, segments  $\overline{GH}$  and  $\overline{EF}$  are drawn,  $\overline{AE} \cong \overline{CG}$ ,  $\overline{BE} \cong \overline{DG}$ ,  $\overline{AH} \cong \overline{CF}$ , and  $\overline{AD} \cong \overline{CB}$ .



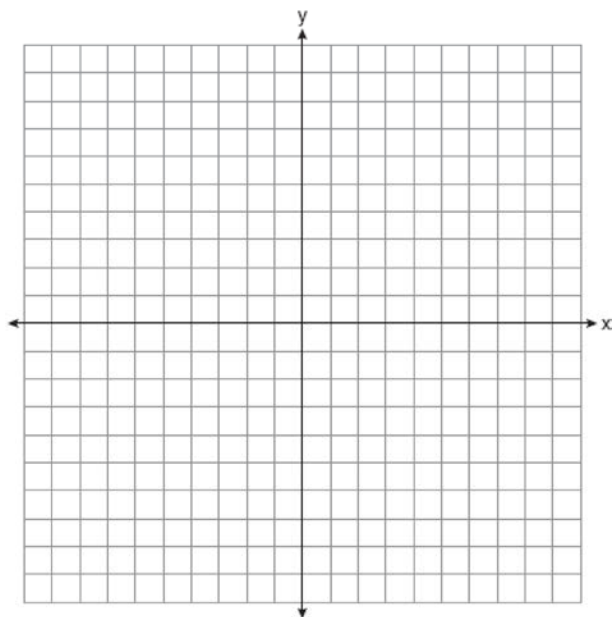
Prove:  $\overline{EF} \cong \overline{GH}$

- 728 Given: Quadrilateral  $MATH$ ,  $\overline{HM} \cong \overline{AT}$ ,  $\overline{HT} \cong \overline{AM}$ ,  $HE \perp MEA$ , and  $HA \perp AT$

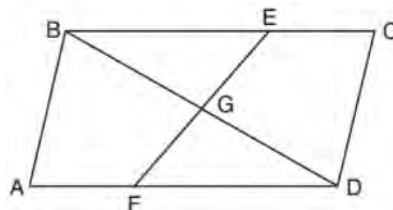


Prove:  $TA \cdot HA = HE \cdot TH$

- 729 The coordinates of the vertices of  $\triangle ABC$  are  $A(1,2)$ ,  $B(-5,3)$ , and  $C(-6,-3)$ . Prove that  $\triangle ABC$  is isosceles. State the coordinates of point  $D$  such that quadrilateral  $ABCD$  is a square. Prove that your quadrilateral  $ABCD$  is a square. [The use of the set of axes below is optional.]

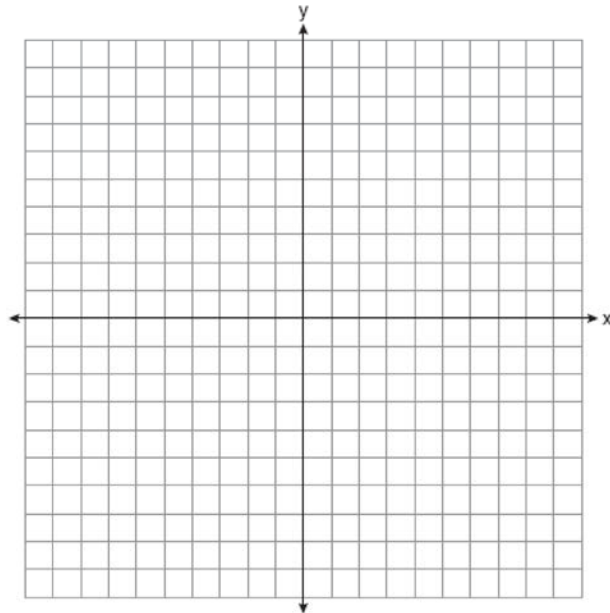


- 730 In quadrilateral  $ABCD$ ,  $E$  and  $F$  are points on  $\overline{BC}$  and  $\overline{AD}$ , respectively, and  $\overline{BGD}$  and  $\overline{EGF}$  are drawn such that  $\angle ABG \cong \angle CDG$ ,  $\overline{AB} \cong \overline{CD}$ , and  $\overline{CE} \cong \overline{AF}$ .



Prove:  $\overline{FG} \cong \overline{EG}$

- 731 The coordinates of the vertices of  $\triangle ABC$  are  $A(-2,4)$ ,  $B(-7,-1)$ , and  $C(-3,-3)$ . Prove that  $\triangle ABC$  is isosceles. State the coordinates of  $\triangle A'B'C'$ , the image of  $\triangle ABC$ , after a translation 5 units to the right and 5 units down. Prove that quadrilateral  $AA'C'C$  is a rhombus. [The use of the set of axes below is optional.]

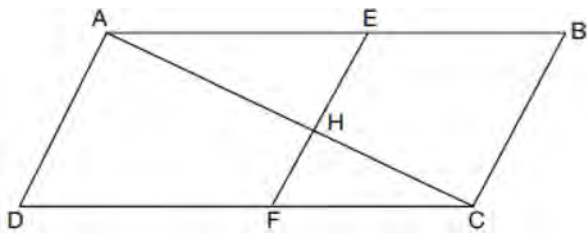




Geometry 6 Point Regents Exam Questions

www.jmap.org

- 732 Given: Quadrilateral  $ABCD$ ,  $\overline{AC}$  and  $\overline{EF}$  intersect at  $H$ ,  $\overline{EF} \parallel \overline{AD}$ ,  $\overline{EF} \parallel \overline{BC}$ , and  $\overline{AD} \cong \overline{BC}$ .



Prove:  $(EH)(CH) = (FH)(AH)$

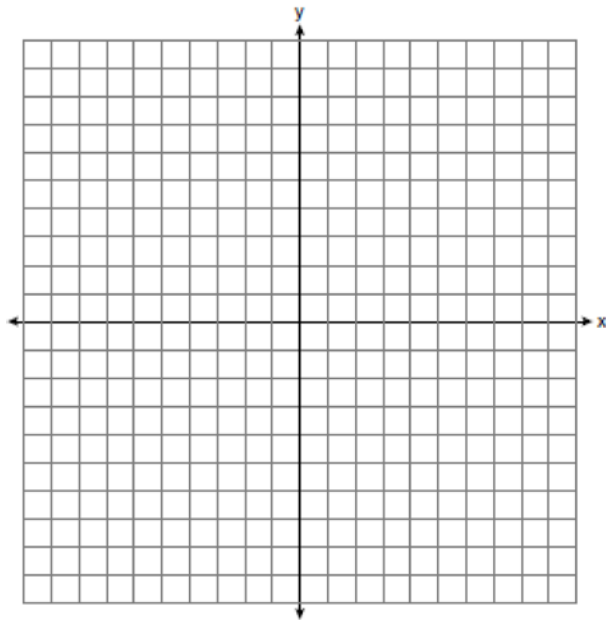
- 733 Given: Triangle  $DUC$  with coordinates  $D(-3,-1)$ ,  $U(-1,8)$ , and  $C(8,6)$

Prove:  $\triangle DUC$  is a right triangle

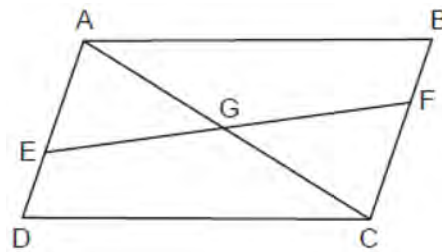
Point  $U$  is reflected over  $\overline{DC}$  to locate its image point,  $U'$ , forming quadrilateral  $DUCU'$ .

Prove quadrilateral  $DUCU'$  is a square.

[The use of the set of axes below is optional.]

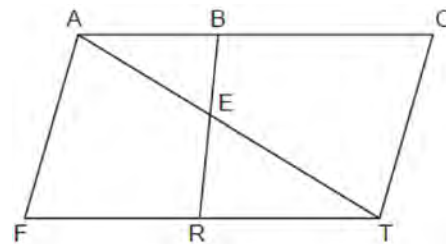


- 734 Given: Quadrilateral  $ABCD$ ,  $\overline{AB} \cong \overline{CD}$ ,  $\overline{AB} \parallel \overline{CD}$ , diagonal  $\overline{AC}$  intersects  $\overline{EF}$  at  $G$ , and  $\overline{DE} \cong \overline{BF}$



Prove:  $G$  is the midpoint of  $\overline{EF}$

- 735 In the diagram below of quadrilateral  $FACT$ ,  $\overline{BR}$  intersects diagonal  $\overline{AT}$  at  $E$ ,  $\overline{AF} \parallel \overline{CT}$ , and  $\overline{AF} \cong \overline{CT}$ .



Prove:  $(AB)(TE) = (AE)(TR)$

## Geometry Multiple Choice Regents Exam Questions Answer Section

1 ANS: 2 PTS: 2 REF: 062301geo  
TOP: Cross-Sections of Three-Dimensional Objects

2 ANS: 2

$$\frac{4}{3} \pi \times \left( \frac{1.68}{2} \right)^3 \times 0.6523 \approx 1.62$$

PTS: 2 REF: 081914geo TOP: Density

3 ANS: 4

Another equation of line  $t$  is  $y = 3x - 6$ .  $-6 \cdot \frac{1}{2} = -3$

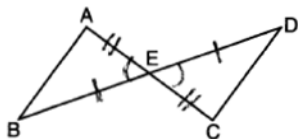
PTS: 2 REF: 012319geo TOP: Line Dilations

4 ANS: 4

$$\tan A = \frac{\text{opposite}}{\text{adjacent}} = \frac{15}{8}$$

PTS: 2 REF: 011917geo TOP: Trigonometric Ratios

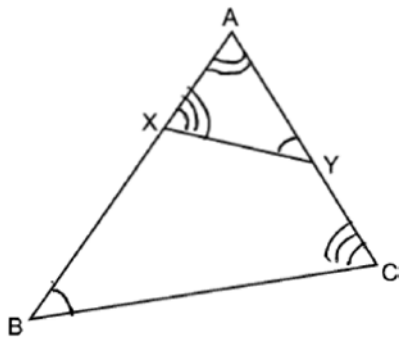
5 ANS: 4



PTS: 2 REF: 061908geo TOP: Triangle Proofs

KEY: statements

6 ANS: 4



$\triangle BAC \sim \triangle YAX$

PTS: 2 REF: 082324geo TOP: Similarity KEY: basic

7 ANS: 3 PTS: 2 REF: 082307geo TOP: Rotations of Two-Dimensional Objects

8 ANS: 4

1) SAS; 2) AAS; 3) SSS

PTS: 2 REF: 062216geo TOP: Triangle Congruency

9 ANS: 2 PTS: 2 REF: 011912geo TOP: Parallelograms

10 ANS: 4                    PTS: 2                    REF: 081922geo    TOP: Chords, Secants and Tangents  
KEY: intersecting chords, length

11 ANS: 4  

$$\sin x = \frac{10}{12}$$

$$x \approx 56$$

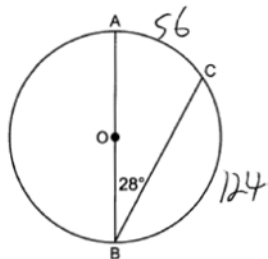
PTS: 2                    REF: 061922geo    TOP: Using Trigonometry to Find an Angle  
 12 ANS: 2

$$m = \frac{-4}{-5} = \frac{4}{5}$$

$$m_{\perp} = -\frac{5}{4}$$

PTS: 2                    REF: 082308geo    TOP: Parallel and Perpendicular Lines  
 KEY: write equation of perpendicular line

13 ANS: 2



PTS: 2                    REF: 062305geo    TOP: Chords, Secants and Tangents  
 KEY: inscribed

14 ANS: 4

$$x^2 - 8x + y^2 + 6y = 39$$

$$x^2 - 8x + 16 + y^2 + 6y + 9 = 39 + 16 + 9$$

$$(x - 4)^2 + (y + 3)^2 = 64$$

PTS: 2                    REF: 081906geo    TOP: Equations of Circles  
 KEY: completing the square

15 ANS: 1

$$\frac{100 - 80}{2} = 10$$

PTS: 2                    REF: 062219geo    TOP: Chords, Secants and Tangents  
 KEY: secant and tangent drawn from common point, angle

16 ANS: 2

$$\frac{x}{360} (15)^2 \pi = 75\pi$$

$$x = 120$$

PTS: 2 REF: 011914geo TOP: Sectors

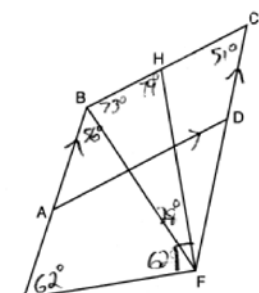
17 ANS: 2

$$\frac{(-4,2)}{(-2,1)} = 2$$

PTS: 2 REF: 062201geo TOP: Dilations

18 ANS: 3 PTS: 2 REF: 061912geo TOP: Parallelograms

19 ANS: 1



$$m\angle CBE = 180 - 51 = 129$$

PTS: 2 REF: 062221geo TOP: Interior and Exterior Angles of Polygons

20 ANS: 4

$$2(x + 13) = 5x - 1 \quad MN = 9 + 13 = 22$$

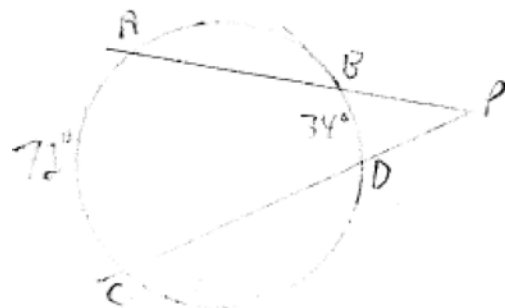
$$2x + 26 = 5x - 1$$

$$27 = 3x$$

$$x = 9$$

PTS: 2 REF: 062322geo TOP: Midsegments

21 ANS: 1



$$\frac{72 - 34}{2} = 19$$

PTS: 2 REF: 061918geo TOP: Chords, Secants and Tangents

KEY: secants drawn from common point, angle

22 ANS: 4

Isosceles triangle theorem.

PTS: 2 REF: 062207geo TOP: Isosceles Triangle Theorem

23 ANS: 4

d) is SSA

PTS: 2 REF: 061914geo TOP: Triangle Congruency

24 ANS: 2

 $\sqrt{8^2 + 6^2} = 10$  for one side

PTS: 2 REF: 011907geo TOP: Special Quadrilaterals

25 ANS: 1

$$-1 + \frac{1}{3}(8 - -1) = -1 + \frac{1}{3}(9) = -1 + 3 = 2 \quad -3 + \frac{1}{3}(9 - -3) = -3 + \frac{1}{3}(12) = -3 + 4 = 1$$

PTS: 2 REF: 011915geo TOP: Directed Line Segments

26 ANS: 4

$$(8 \times 2) + (3 \times 2) - \left( \frac{18}{12} \times \frac{21}{12} \right) \approx 19$$

PTS: 2 REF: 081917geo TOP: Compositions of Polygons and Circles

KEY: area

27 ANS: 4

$$-7 + \frac{1}{4}(5 - -7) = -7 + \frac{1}{4}(12) = -7 + 3 = -4 \quad -5 + \frac{1}{4}(3 - -5) = -5 + \frac{1}{4}(8) = -5 + 2 = -3$$

PTS: 2 REF: 012005geo TOP: Directed Line Segments

28 ANS: 4

$$x^2 = 3 \times 24$$

$$x = \sqrt{72}$$

PTS: 2 REF: 012315geo TOP: Similarity KEY: altitude

29 ANS: 2

PTS: 2

REF: 062202geo

TOP: Cross-Sections of Three-Dimensional Objects

30 ANS: 2

PTS: 2

REF: 082204geo

TOP: Special Quadrilaterals

31 ANS: 3

PTS: 2

REF: 061924geo

TOP: Special Quadrilaterals

32 ANS: 2

$$x_0 = \frac{kx_1 - x_2}{k - 1} = \frac{\frac{1}{3}(-4) - 0}{\frac{1}{3} - 1} = \frac{-\frac{4}{3}}{-\frac{2}{3}} = 2 \quad y_0 = \frac{ky_1 - y_2}{k - 1} = \frac{\frac{1}{3}(0) - -2}{\frac{1}{3} - 1} = \frac{2}{-\frac{2}{3}} = -3$$

PTS: 2 REF: 062313geo TOP: Dilations

33 ANS: 1  
2)  $90^\circ$ ; 3)  $360^\circ$ ; 4)  $72^\circ$

PTS: 2 REF: 012311geo TOP: Mapping a Polygon onto Itself

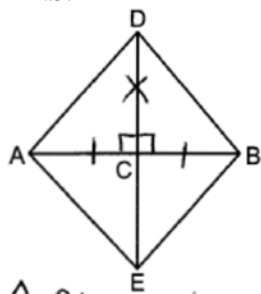
34 ANS: 4

$$\frac{18}{4.5} = 4$$

PTS: 2 REF: 011901geo TOP: Line Dilations

35 ANS: 4 PTS: 2 REF: 062318geo TOP: Lines and Angles

36 ANS: 1



$\triangle ADC \cong \triangle BDC$  by SAS

PTS: 2 REF: 082316geo TOP: Triangle Congruency

37 ANS: 2 PTS: 2 REF: 012003geo TOP: Similarity

KEY: basic

38 ANS: 3 PTS: 2 REF: 081913geo TOP: Special Quadrilaterals

39 ANS: 2 PTS: 2 REF: 081901geo TOP: Line Dilations

40 ANS: 3

$$12^2 = 9 \cdot GM \quad IM^2 = 16 \cdot 25$$

$$GM = 16 \quad IM = 20$$

PTS: 2 REF: 011910geo TOP: Similarity KEY: leg

41 ANS: 3

$$12x = 9^2 \quad 6.75 + 12 = 18.75$$

$$12x = 81$$

$$x = \frac{81}{12} = \frac{27}{4}$$

PTS: 2 REF: 062213geo TOP: Similarity KEY: altitude

42 ANS: 2

$$x^2 + 2x + 1 + y^2 - 16y + 64 = -49 + 1 + 64$$

$$(x + 1)^2 + (y - 8)^2 = 16$$

PTS: 2 REF: 012314geo TOP: Equations of Circles

KEY: completing the square

43 ANS: 3 PTS: 2 REF: 062307geo TOP: Side Splitter Theorem

44 ANS: 1 PTS: 2 REF: 012304geo TOP: Cofunctions

45 ANS: 2  
 $90 - 57 = 33$

PTS: 2 REF: 061909geo TOP: Cofunctions

46 ANS: 2

$$\left(\frac{1}{4}\right)^2 = \frac{1}{16}$$

PTS: 2 REF: 082216geo TOP: Similarity KEY: perimeter and area

47 ANS: 1

$$m_{\overline{AB}} = \frac{-3-5}{-1-6} = \frac{-8}{-7} = \frac{8}{7}$$

PTS: 2 REF: 062315geo TOP: Polygons in the Coordinate Plane

48 ANS: 4 PTS: 2 REF: 062223geo TOP: Line Dilations

49 ANS: 4

$$\left(\frac{-4+0}{2}, \frac{6+4}{2}\right) \rightarrow (-2, 5); \frac{6-4}{-4-0} = \frac{2}{-4} = -\frac{1}{2}; m_{\perp} = 2; y - 5 = 2(x + 2)$$

$$y = 2x + 4 + 5$$

$$y = 2x + 9$$

PTS: 2 REF: 062324geo TOP: Parallel and Perpendicular Lines  
 KEY: perpendicular bisector

50 ANS: 4 PTS: 2 REF: 012019geo

TOP: Cross-Sections of Three-Dimensional Objects

51 ANS: 3

$\angle N$  is the smallest angle in  $\triangle NYA$ , so side  $\overline{AY}$  is the shortest side of  $\triangle NYA$ .  $\angle VYA$  is the smallest angle in  $\triangle VYA$ , so side  $\overline{VA}$  is the shortest side of both triangles.

PTS: 2 REF: 011919geo TOP: Angle Side Relationship

52 ANS: 3 PTS: 2 REF: 011911geo TOP: Rotations of Two-Dimensional Objects

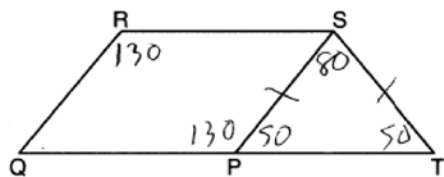
53 ANS: 1 PTS: 2 REF: 062312geo TOP: Cofunctions

54 ANS: 2

$$\triangle ACB \sim \triangle AED$$

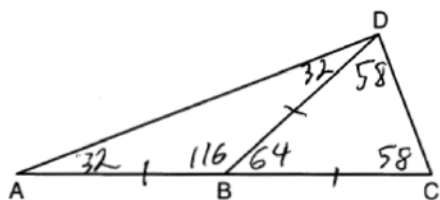
PTS: 2 REF: 012308geo TOP: Side Splitter Theorem

55 ANS: 2



PTS: 2 REF: 061921geo TOP: Interior and Exterior Angles of Polygons

56 ANS: 3



PTS: 2 REF: 081905geo TOP: Exterior Angle Theorem

57 ANS: 1

$$(x-1)^2 + (y-4)^2 = \left(\frac{10}{2}\right)^2$$

$$x^2 - 2x + 1 + y^2 - 8y + 16 = 25$$

$$x^2 - 2x + y^2 - 8y = 8$$

PTS: 2 REF: 011920geo TOP: Equations of Circles

KEY: write equation, given center and radius

58 ANS: 2

$$\triangle ABC \sim \triangle BDC$$

$$\cos A = \frac{AB}{AC} = \frac{BD}{BC}$$

PTS: 2 REF: 012023geo TOP: Trigonometric Ratios

59 ANS: 3

$2(2x+8) = 7x-2$   $AB = 7(6)-2 = 40$ . Since  $\overline{EF}$  is a midsegment,  $EF = \frac{40}{2} = 20$ . Since  $\triangle ABC$  is equilateral,

$$4x + 16 = 7x - 2$$

$$18 = 3x$$

$$6 = x$$

$$AE = BF = \frac{40}{2} = 20. \quad 40 + 20 + 20 + 20 = 100$$

PTS: 2 REF: 061923geo TOP: Midsegments

60 ANS: 2 PTS: 2 REF: 081909geo TOP: Compositions of Transformations

KEY: identify

61 ANS: 4

$$\left(\frac{360-120}{360}\right)(\pi)(9^2) = 54\pi$$

PTS: 2 REF: 081912geo TOP: Sectors

62 ANS: 4 PTS: 2 REF: 081923geo TOP: Mapping a Polygon onto Itself



63 ANS: 3

$$\frac{150}{360} \cdot 9^2 \pi = 33.75\pi$$

PTS: 2 REF: 012013geo TOP: Sectors

64 ANS: 1 PTS: 2 REF: 062308geo TOP: Compositions of Transformations

65 ANS: 3 PTS: 2 REF: 012309geo TOP: Special Quadrilaterals

66 ANS: 1

$$V = \frac{1}{2} \times \frac{4}{3} \pi r^3 = \frac{1}{2} \times \frac{4}{3} \pi \cdot \left(\frac{12.6}{2}\right)^3 \approx 523.7$$

PTS: 2 REF: 061910geo TOP: Volume KEY: spheres

67 ANS: 1

$$\cos 65 = \frac{x}{15}$$

$$x \approx 6.3$$

PTS: 2 REF: 081924geo TOP: Using Trigonometry to Find a Side

68 ANS: 1 PTS: 2 REF: 082320geo TOP: Chords, Secants and Tangents

KEY: secants drawn from common point, length

69 ANS: 2

$$\tan 11.87 = \frac{x}{0.5(5280)}$$

$$x \approx 555$$

PTS: 2 REF: 011913geo TOP: Using Trigonometry to Find a Side

70 ANS: 3

$$180 - (48 + 66) = 180 - 114 = 66$$

PTS: 2 REF: 012001geo TOP: Lines and Angles

71 ANS: 4

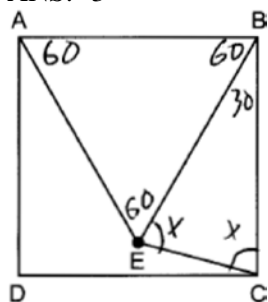
$$\frac{2}{4} = \frac{8}{x+2} \quad 14 + 2 = 16$$

$$2x + 4 = 32$$

$$x = 14$$

PTS: 2 REF: 012024geo TOP: Side Splitter Theorem

72 ANS: 3



$$30 + 2x = 180$$

$$2x = 150$$

$$x = 75$$

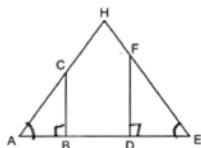
PTS: 2 REF: 082315geo TOP: Interior and Exterior Angles of Polygons

73 ANS: 3

Therefore  $\angle 2 \cong \angle 7$ . Since opposite angles are congruent,  $ABCD$  is a parallelogram.

PTS: 2 REF: 062209geo TOP: Parallelograms

74 ANS: 2



PTS: 2 REF: 062314geo TOP: Similarity KEY: basic

75 ANS: 3

Since orientation is preserved, a reflection has not occurred.

PTS: 2 REF: 062205geo TOP: Identifying Transformations

KEY: graphics

76 ANS: 2

$$V = \frac{1}{3} \cdot 197^2 \cdot 107 = 1,384,188$$

PTS: 2 REF: 082208geo TOP: Volume KEY: pyramids

77 ANS: 4 PTS: 2 REF: 011916geo TOP: Exterior Angle Theorem

78 ANS: 4

$$A: (-3 - 3, 4 - 5) \rightarrow (-6, -1) \rightarrow (-12, -2) \rightarrow (-12 + 3, -2 + 5)$$

$$B: (5 - 3, 2 - 5) \rightarrow (2, -3) \rightarrow (4, -6) \rightarrow (4 + 3, -6 + 5)$$

PTS: 2 REF: 012322geo TOP: Line Dilations

79 ANS: 3 PTS: 2 REF: 082212geo TOP: Line Dilations

80 ANS: 3

$$8 \cdot 15 = 16 \cdot 7.5$$

PTS: 2 REF: 061913geo TOP: Chords, Secants and Tangents

KEY: intersecting chords, length

81 ANS: 1

$$\frac{\frac{1}{3} \pi (2)^2 \left(\frac{1}{2}\right)}{\frac{1}{3} \pi (1)^2 (1)} = 2$$

PTS: 2 REF: 012010geo TOP: Volume KEY: cones

82 ANS: 1 PTS: 2 REF: 012316geo TOP: Medians, Altitudes and Bisectors

83 ANS: 1

$$\frac{360^\circ}{5} = 72^\circ$$

PTS: 2 REF: 062204geo TOP: Mapping a Polygon onto Itself

84 ANS: 4 PTS: 2 REF: 082301geo

TOP: Cross-Sections of Three-Dimensional Objects

85 ANS: 4

$$x^2 = 10.2 \times 14.3$$

$$x \approx 12.1$$

PTS: 2 REF: 012016geo TOP: Similarity KEY: leg

86 ANS: 3 PTS: 2 REF: 012302geo TOP: Rotations of Two-Dimensional Objects

87 ANS: 3

$$3 \times 10 \times \frac{3}{12} = 7.5 \text{ ft}^3 \quad \frac{7.5}{2} = 3.75 \quad 4 \times 3.66 = 14.64$$

PTS: 2 REF: 062311geo TOP: Volume KEY: prisms

88 ANS: 2

$$24 \text{ ht} \left( \frac{0.75 \text{ in}^3}{\text{ht}} \right) \left( \frac{0.323 \text{ lb}}{1 \text{ in}^3} \right) \left( \frac{\$3.68}{\text{lb}} \right) \approx \$21.40$$

PTS: 2 REF: 012306geo TOP: Density

89 ANS: 1

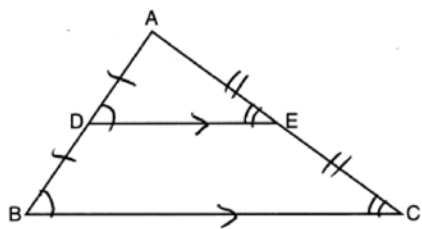
$$5x = 12 \cdot 7 \quad 16.8 + 7 = 23.8$$

$$5x = 84$$

$$x = 16.8$$

PTS: 2 REF: 061911geo TOP: Side Splitter Theorem

90 ANS: 4



AA from diagram; SSS as the three corresponding sides are proportional; SAS as two corresponding sides are proportional and an angle is equal.

PTS: 2 REF: 012324geo TOP: Similarity Proofs

91 ANS: 4 PTS: 2 REF: 011905geo TOP: Chords, Secants and Tangents

KEY: inscribed

92 ANS: 4

$$\left( \frac{-5+7}{2}, \frac{1-9}{2} \right) = (1, -4) \quad m = \frac{1-9}{-5-7} = \frac{10}{-12} = -\frac{5}{6} \quad m_{\perp} = \frac{6}{5}$$

PTS: 2 REF: 062220geo TOP: Parallel and Perpendicular Lines

KEY: perpendicular bisector

93 ANS: 1

$$r = 8, \text{ forming an } 8\text{-}15\text{-}17 \text{ triple. } V = \frac{1}{3} \pi (8)^2 15 = 320\pi$$

PTS: 2 REF: 082318geo TOP: Volume KEY: cones

94 ANS: 1

$$8 \times 3.5 \times 2.25 \times 1.055 = 66.465$$

PTS: 2 REF: 012014geo TOP: Density

95 ANS: 1 PTS: 2 REF: 011918geo TOP: Compositions of Polygons and Circles

KEY: area

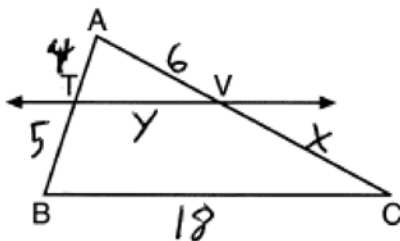
96 ANS: 2

$$\text{slope of } \overline{OA} = \frac{4-0}{-3-0} = -\frac{4}{3} \quad m_{\perp} = \frac{3}{4}$$

PTS: 2 REF: 082223geo TOP: Chords, Secants and Tangents

KEY: radius drawn to tangent

97 ANS: 4



$$\frac{4}{5} = \frac{6}{x} \quad \frac{4}{9} = \frac{y}{18} \quad 5 + 18 + 7.5 + 8 = 38.5$$

$$x = 7.5 \quad y = 8$$

PTS: 2 REF: 082222geo TOP: Side Splitter Theorem

98 ANS: 2

$$19.9 = \pi d \frac{4}{3} \pi \left( \frac{19.9}{2\pi} \right)^3 \approx 133$$

$$\frac{19.9}{\pi} = d$$

PTS: 2 REF: 012310geo TOP: Volume KEY: spheres

99 ANS: 1

$$\frac{6.5}{10.5} = \frac{5.2}{x}$$

$$x = 8.4$$

PTS: 2 REF: 012006geo TOP: Trapezoids

100 ANS: 4

The slope of a line in standard form is  $-\frac{A}{B}$  so the slope of this line is  $\frac{3}{5}$ . Perpendicular lines have slope that are the opposite and reciprocal of each other.

PTS: 2 REF: 012313geo TOP: Parallel and Perpendicular Lines

KEY: find slope of perpendicular line

101 ANS: 4 PTS: 2 REF: 061901geo TOP: Compositions of Transformations

KEY: identify

102 ANS: 1

The lengths of the sides of a triangle remain the same after all rotations and reflections because rotations and reflections are rigid motions which preserve distance.

PTS: 2 REF: 012301geo TOP: Properties of Transformations

KEY: graphics

103 ANS: 2 PTS: 2 REF: 082311geo TOP: Cofunctions

104 ANS: 2

$$18^2 = 12(x + 12)$$

$$324 = 12(x + 12)$$

$$27 = x + 12$$

$$x = 15$$

PTS: 2 REF: 081920geo TOP: Similarity KEY: leg

105 ANS: 2

$$ER = \sqrt{17^2 - 8^2} = 15$$

PTS: 2 REF: 061917geo TOP: Special Quadrilaterals

106 ANS: 2

The line  $x = -2$  will be tangent to the circle at  $(-2, -4)$ . A segment connecting this point and  $(2, -4)$  is a radius of the circle with length 4.

PTS: 2 REF: 012020geo TOP: Equations of Circles

KEY: other

107 ANS: 1

PTS: 2

REF: 012022geo TOP: Compositions of Transformations

KEY: grids

108 ANS: 4

$$90 - 35 = 55 \quad 55 \times 2 = 110$$

PTS: 2 REF: 012015geo TOP: Properties of Transformations

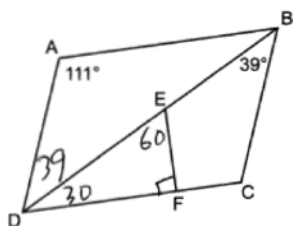
KEY: graphics

109 ANS: 4

$\angle 6$  and  $\angle 9$  are alternate interior angles; since congruent,  $l \parallel m$ .  $\angle 9$  and  $\angle 11$  are corresponding angles; since congruent,  $n \parallel p$ . Both pairs of opposite sides are parallel.

PTS: 2 REF: 082319geo TOP: Parallelograms

110 ANS: 3



PTS: 2 REF: 062306geo TOP: Interior and Exterior Angles of Polygons

111 ANS: 3

Sine and cosine are cofunctions.

PTS: 2 REF: 062206geo TOP: Cofunctions

112 ANS: 4

$$\frac{140}{360} \cdot 9^2 \pi = 31.5\pi$$

PTS: 2 REF: 012317geo TOP: Sectors

113 ANS: 1

$$\cos S = \frac{12.3}{13.6}$$

$$S \approx 25^\circ$$

PTS: 2 REF: 062304geo TOP: Using Trigonometry to Find an Angle

114 ANS: 2

$$\frac{7.5}{3.5} = \frac{9.5}{x}$$

$$x \approx 4.4$$

PTS: 2 REF: 012303geo TOP: Side Splitter Theorem

115 ANS: 2

$$-4 + \frac{2}{5}(6 - -4) = -4 + \frac{2}{5}(10) = -4 + 4 = 0 \quad -1 + \frac{2}{5}(4 - -1) = -1 + \frac{2}{5}(5) = -1 + 2 = 1$$

PTS: 2 REF: 062222geo TOP: Directed Line Segments

116 ANS: 2

$$3y = -6x + 3$$

$$y = -2x + 1$$

PTS: 2 REF: 062319geo TOP: Line Dilations

117 ANS: 4

$$\frac{360}{6} = 60 \text{ and } 300 \text{ is a multiple of } 60.$$

PTS: 2 REF: 082306geo TOP: Mapping a Polygon onto Itself

118 ANS: 1

$$\sin 10 = \frac{x}{140}$$

$$x \approx 24$$

PTS: 2 REF: 062217geo TOP: Using Trigonometry to Find a Side

119 ANS: 3

$$\cos x = \frac{8}{25}$$

$$x \approx 71$$

PTS: 2 REF: 082303geo TOP: Using Trigonometry to Find an Angle

120 ANS: 1

$$y = \frac{1}{2}x + 4 \quad \frac{2}{4} = \frac{1}{2}$$

$$y = \frac{1}{2}x + 2$$

PTS: 2 REF: 012008geo TOP: Line Dilations

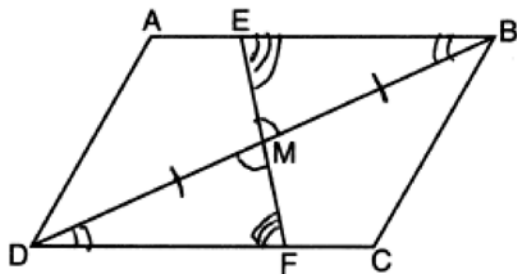
121 ANS: 3

$$V = \pi(8)^2(4 - 0.5)(7.48) \approx 5264$$

PTS: 2 REF: 012320geo TOP: Volume KEY: cylinders

122 ANS: 3 PTS: 2 REF: 011903geo TOP: Compositions of Transformations  
KEY: identify

123 ANS: 3



PTS: 2 REF: 082217geo TOP: Triangle Proofs  
KEY: statements

124 ANS: 1

$$h = \sqrt{6.5^2 - 2.5^2} = 6, V = \frac{1}{3} \pi (2.5)^2 6 = 12.5\pi$$

PTS: 2 REF: 011923geo TOP: Volume KEY: cones

125 ANS: 3  
 $3 - 1 = 2$

$$1 - 2 = -1$$

PTS: 2 REF: 082317geo TOP: Reflections

126 ANS: 2

$$24^2 = 4x \cdot 9x \quad 5 \cdot 4 = 20$$

$$576 = 36x^2$$

$$16 = x^2$$

$$4 = x$$

PTS: 2 REF: 012312geo TOP: Chords, Secants and Tangents  
KEY: secant and tangent drawn from common point, length

127 ANS: 1

A dilation by a scale factor of 4 centered at the origin preserves parallelism and  $(0, -2) \rightarrow (0, -8)$ .

PTS: 2 REF: 081910geo TOP: Line Dilations

128 ANS: 1 PTS: 2 REF: 082211geo  
TOP: Cross-Sections of Three-Dimensional Objects

129 ANS: 1

A dilation preserves angle measure, so  $\angle A \cong \angle CDE$ .

PTS: 2 REF: 062203geo TOP: Trigonometric Ratios

130 ANS: 1 PTS: 2 REF: 081916geo TOP: Similarity  
KEY: leg



131 ANS: 3

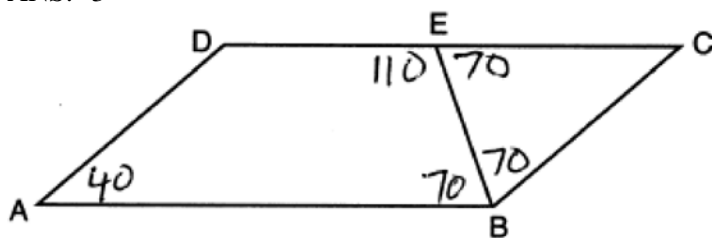
1)  $\frac{360}{3} = 120$ ; 2)  $\frac{360}{6} = 60$ ; 3)  $\frac{360}{8} = 45$ ; 4)  $\frac{360}{9} = 40$ . 120 is not a multiple of 45.

PTS: 2

REF: 062320geo

TOP: Mapping a Polygon onto Itself

132 ANS: 3



PTS: 2

REF: 082215geo

TOP: Interior and Exterior Angles of Polygons

133 ANS: 4

$$x^2 + 6x + y^2 - 2y = -1$$

$$x^2 + 6x + 9 + y^2 - 2y + 1 = -1 + 9 + 1$$

$$(x + 3)^2 + (y - 1)^2 = 9$$

PTS: 2

REF: 062309geo

TOP: Equations of Circles

KEY: completing the square

134 ANS: 3

A dilation does not preserve distance.

PTS: 2

REF: 062210geo

TOP: Analytical Representations of Transformations

KEY: basic

135 ANS: 3

3) Could be an isosceles trapezoid.

PTS: 2

REF: 012318geo

TOP: Parallelograms

136 ANS: 1

PTS: 2

REF: 081919geo TOP: Cofunctions

137 ANS: 4

$$\frac{54}{360} \cdot 10^2 \pi = 15\pi$$

PTS: 2

REF: 062224geo

TOP: Sectors

138 ANS: 3

$$\frac{1}{2} \times 24 = 12$$

PTS: 2

REF: 012009geo

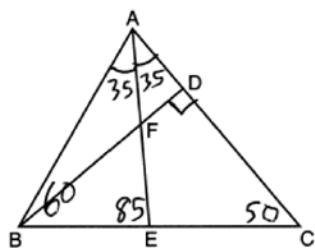
TOP: Midsegments

139 ANS: 1

PTS: 2

REF: 082209geo TOP: Mapping a Polygon onto Itself

140 ANS: 4



PTS: 2 REF: 012305geo TOP: Interior and Exterior Angles of Triangles

141 ANS: 1

$$\frac{1}{3} (4.5)^2 (10)(0.676) \approx 45.6$$

PTS: 2 REF: 062212geo TOP: Density

142 ANS: 4 PTS: 2 REF: 062321geo TOP: Side Splitter Theorem

143 ANS: 2

Since  $\overline{AD} \parallel \overline{BC}$ ,  $\widehat{AB} \cong \widehat{CD}$ .  $m\angle ACB = \frac{1}{2} m\widehat{AB}$

$$m\angle CDF = \frac{1}{2} m\widehat{CD}$$

PTS: 2 REF: 012323geo TOP: Chords, Secants and Tangents

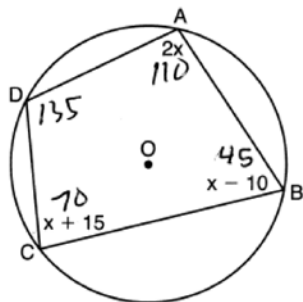
KEY: chords and tangents

144 ANS: 2

$$\frac{70}{360} \cdot 6^2 \pi = 7\pi$$

PTS: 2 REF: 082309geo TOP: Sectors

145 ANS: 4



$$2x + x + 15 = 180 \quad 180 - 45 = 135$$

$$3x = 165$$

$$x = 55$$

PTS: 2 REF: 082224geo TOP: Inscribed Quadrilaterals

146 ANS: 1

$$x^2 + y^2 - 12y + 36 = 20.25 + 36 \quad \sqrt{56.25} = 7.5$$

$$x^2 + (y - 6)^2 = 56.25$$

PTS: 2 REF: 082219geo TOP: Equations of Circles

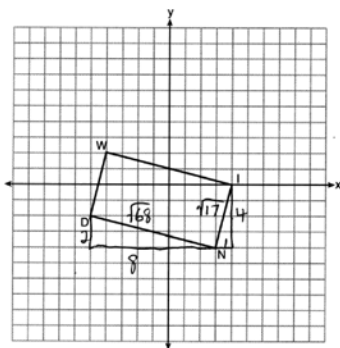
KEY: completing the square

147 ANS: 1

$$\frac{9}{6} = \frac{3}{2}$$

PTS: 2 REF: 061905geo TOP: Line Dilations

148 ANS: 4



$$\sqrt{8^2 + 2^2} \times \sqrt{4^2 + 1^2} = \sqrt{68} \times \sqrt{17} = \sqrt{4} \sqrt{17} \times \sqrt{17} = 2 \cdot 17 = 34$$

PTS: 2 REF: 082214geo TOP: Polygons in the Coordinate Plane

149 ANS: 4

$$-8 + \frac{2}{3}(10 - -8) = -8 + \frac{2}{3}(18) = -8 + 12 = 4 \quad 4 + \frac{2}{3}(-2 - 4) = 4 + \frac{2}{3}(-6) = 4 - 4 = 0$$

PTS: 2 REF: 061919geo TOP: Directed Line Segments

150 ANS: 2

$$180 - (180 - 42 - 42)$$

PTS: 2 REF: 062317geo TOP: Exterior Angle Theorem

151 ANS: 2

$$m = \frac{-(-2)}{3} = \frac{2}{3}$$

PTS: 2 REF: 061916geo TOP: Parallel and Perpendicular Lines

KEY: write equation of parallel line

152 ANS: 2

If (2) is true,  $\angle ACB \cong \angle XYB$  and  $\angle CAB \cong \angle YXB$ .

PTS: 2 REF: 082202geo TOP: Side Splitter Theorem

153 ANS: 4

PTS: 2

REF: 081911geo TOP: Rotations of Two-Dimensional Objects

154 ANS: 3

$$M_x = \frac{-5 + -1}{2} = -\frac{6}{2} = -3 \quad M_y = \frac{5 + -1}{2} = \frac{4}{2} = 2$$

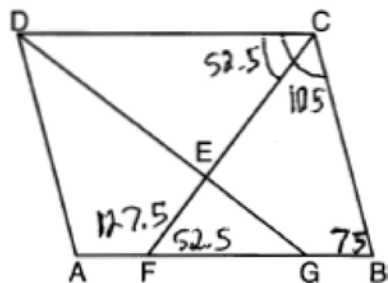
PTS: 2

REF: 081902geo

TOP: Quadrilaterals in the Coordinate Plane

KEY: general

155 ANS: 2



PTS: 2

REF: 081907geo

TOP: Interior and Exterior Angles of Polygons

156 ANS: 4

$$-5 + \frac{3}{4}(7 - -5) = -5 + \frac{3}{4}(12) = -5 + 9 = 4 \quad 3 + \frac{3}{4}(-5 - 3) = 3 + \frac{3}{4}(-8) = 3 - 6 = -3$$

PTS: 2

REF: 082302geo

TOP: Directed Line Segments

157 ANS: 4

$$\frac{12}{6.1x - 6.5} = \frac{5}{1.4x + 3} \quad 6.1(5) - 6.5 = 24$$

$$16.8x + 36 = 30.5x - 32.5$$

$$68.5 = 13.7x$$

$$5 = x$$

PTS: 2

REF: 062211geo

TOP: Similarity

KEY: basic

158 ANS: 1

PTS: 2

REF: 062208geo

TOP: Rotations of Two-Dimensional Objects

159 ANS: 1

$$V = \pi r^2 h = \pi \cdot 5^2 \cdot 8 \approx 200\pi$$

PTS: 2

REF: 082304geo

TOP: Volume

KEY: cylinders

160 ANS: 3

PTS: 2

REF: 011904geo

TOP: Mapping a Polygon onto Itself

161 ANS: 2

PTS: 1

REF: 012017geo

TOP: Compositions of Transformations

KEY: identify

162 ANS: 4

The line  $y = \frac{3}{2}x - 4$  does not pass through the center of dilation, so the dilated line will be distinct from  $y = \frac{3}{2}x - 4$ . Since a dilation preserves parallelism, the line  $y = \frac{3}{2}x - 4$  and its image will be parallel, with slopes of  $\frac{3}{2}$ . To obtain the y-intercept of the dilated line, the scale factor of the dilation,  $\frac{3}{4}$ , can be applied to the y-intercept,  $(0, -4)$ . Therefore,  $\left(0 \cdot \frac{3}{4}, -4 \cdot \frac{3}{4}\right) \rightarrow (0, -3)$ . So the equation of the dilated line is  $y = \frac{3}{2}x - 3$ .

PTS: 2 REF: 011924geo TOP: Line Dilations

163 ANS: 2

$$\frac{4}{x} = \frac{6}{9}$$

$$x = 6$$

PTS: 2 REF: 061915geo TOP: Similarity KEY: basic

164 ANS: 2 PTS: 2 REF: 012012geo TOP: Medians, Altitudes and Bisectors

165 ANS: 3

$$x^2 + 12x + 36 + y^2 = -27 + 36$$

$$(x + 6)^2 + y^2 = 9$$

PTS: 2 REF: 082313geo TOP: Equations of Circles  
KEY: completing the square

166 ANS: 4

$$\sin A = \frac{13}{16}$$

$$A \approx 54^\circ$$

PTS: 2 REF: 082207geo TOP: Using Trigonometry to Find an Angle

167 ANS: 4

$$m_{\overline{AD}} = \frac{3-1}{-2-2} = \frac{2}{-4} = -\frac{1}{2} \quad \text{A pair of opposite sides is parallel.}$$

$$m_{\overline{BC}} = \frac{8-4}{-3-5} = \frac{4}{-8} = -\frac{1}{2}$$

PTS: 2 REF: 082321geo TOP: Quadrilaterals in the Coordinate Plane

168 ANS: 1

$$\sin N = \frac{\text{opposite}}{\text{hypotenuse}} = \frac{12}{20}$$

PTS: 2 REF: 012307geo TOP: Trigonometric Ratios

169 ANS: 3 PTS: 2 REF: 062302geo TOP: Properties of Transformations

KEY: graphics

170 ANS: 3

1) and 2) are wrong because the orientation of  $\triangle LET$  has changed, implying one reflection has occurred. The sequence in 4) moves  $\triangle LET$  back to Quadrant II.

PTS: 2 REF: 062218geo TOP: Compositions of Transformations

KEY: identify

171 ANS: 1

$$-7 + \frac{1}{3}(2 - -7) = -7 + \frac{1}{3}(9) = -7 + 3 = -4 \quad 3 + \frac{1}{3}(-6 - 3) = 3 + \frac{1}{3}(-9) = 3 - 3 = 0$$

PTS: 2 REF: 082213geo TOP: Directed Line Segments

172 ANS: 3

(1) and (2) are false as dilations preserve angle measure. (4) would be true if the scale factor was 2.

PTS: 2 REF: 082323geo TOP: Dilations

173 ANS: 1

$$\frac{1}{3}, \frac{3}{9}, \frac{\sqrt{10}}{\sqrt{90}}$$

PTS: 2 REF: 082206geo TOP: Dilations

174 ANS: 2

Create two congruent triangles by drawing  $\overline{BD}$ , which has a length of 8. Each triangle has an area of  $\frac{1}{2}(8)(3) = 12$ .

PTS: 2 REF: 012018geo TOP: Polygons in the Coordinate Plane

175 ANS: 3

$$\sqrt{40^2 - \left(\frac{64}{2}\right)^2} = 24 \quad V = \frac{1}{3}(64)^2 \cdot 24 = 32768$$

PTS: 2 REF: 081921geo TOP: Volume KEY: pyramids

176 ANS: 1

$$\frac{36}{4} = 9$$

PTS: 2 REF: 012321geo TOP: Midsegments

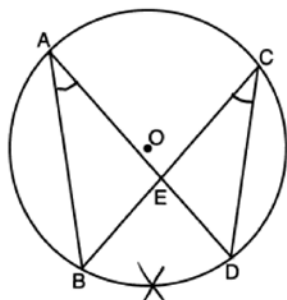
177 ANS: 1

$$m = \frac{-A}{B} = \frac{-3}{2} \quad m_{\perp} = \frac{2}{3}$$

PTS: 2 REF: 081908geo TOP: Parallel and Perpendicular Lines

KEY: identify perpendicular lines

178 ANS: 4



PTS: 2 REF: 082218geo TOP: Chords, Secants and Tangents

KEY: inscribed

179 ANS: 3

$$-9 + \frac{1}{3}(9 - -9) = -9 + \frac{1}{3}(18) = -9 + 6 = -3 \quad 8 + \frac{1}{3}(-4 - 8) = 8 + \frac{1}{3}(-12) = 8 - 4 = 4$$

PTS: 2 REF: 081903geo TOP: Directed Line Segments

180 ANS: 1 PTS: 2 REF: 011922geo TOP: Cofunctions

181 ANS: 3 PTS: 2 REF: 062310geo TOP: Special Quadrilaterals

182 ANS: 4

$$x^2 + 8x + 16 + y^2 - 12y + 36 = 144 + 16 + 36$$

$$(x + 4)^2 + (y - 6)^2 = 196$$

PTS: 2 REF: 061920geo TOP: Equations of Circles

KEY: completing the square

183 ANS: 3 PTS: 2 REF: 062215geo TOP: Exterior Angle Theorem

184 ANS: 2

$$\angle ADE \cong \angle ABC \text{ and } \angle AED \cong \angle ACB$$

PTS: 2 REF: 062214geo TOP: Side Splitter Theorem

185 ANS: 2 PTS: 2 REF: 082322geo TOP: Identifying Transformations

186 ANS: 3 PTS: 2 REF: 082203geo TOP: Properties of Transformations

KEY: basic

187 ANS: 2

$$\text{The slope of } -3x + 4y = 8 \text{ is } \frac{3}{4}.$$

PTS: 2 REF: 061907geo TOP: Line Dilations

188 ANS: 2

$$\frac{x}{15} = \frac{5}{12}$$

$$x = 6.25$$

PTS: 2 REF: 011906geo TOP: Side Splitter Theorem

189 ANS: 2

$$8 \times 8 \times 9 + \frac{1}{3}(8 \times 8 \times 3) = 640$$

PTS: 2 REF: 011909geo TOP: Volume KEY: compositions

190 ANS: 4

$$\frac{x}{10} = \frac{12}{8} \quad 15 + 10 = 25$$

$$x = 15$$

PTS: 2 REF: 082314geo TOP: Side Splitter Theorem

191 ANS: 3

$$4x + 3x + 13 = 90 \quad 4(11) < 3(11) + 13$$

$$7x = 77 \quad 44 < 46$$

$$x = 11$$

PTS: 2 REF: 012021geo TOP: Cofunctions

192 ANS: 3

PTS: 2

REF: 062323geo TOP: Trapezoids

193 ANS: 2

$$V = \frac{1}{3}\pi \cdot (2.5)^2 \cdot 7.2 \cong 47.1$$

PTS: 2 REF: 062303geo TOP: Volume KEY: cones

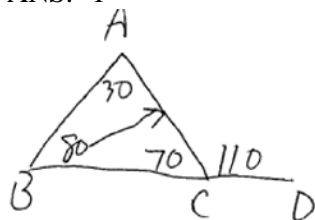
194 ANS: 2

$$\tan 36 = \frac{x}{8} \quad 5.8 + 1.5 \approx 7$$

$$x \approx 5.8$$

PTS: 2 REF: 081915geo TOP: Using Trigonometry to Find a Side

195 ANS: 1



PTS: 2 REF: 082310geo TOP: Angle Side Relationship

196 ANS: 3

$$\frac{360^\circ}{6} = 60^\circ \quad 120^\circ \text{ is a multiple of } 60^\circ$$

PTS: 2 REF: 012011geo TOP: Mapping a Polygon onto Itself



197 ANS: 1

$$44 \left( \left( 10 \times 3 \times \frac{1}{4} \right) + \left( 9 \times 3 \times \frac{1}{4} \right) \right) = 627$$

PTS: 2 REF: 082221geo TOP: Volume KEY: compositions

198 ANS: 2

$$V = \frac{1}{3} (8)^2 \cdot 6 = 128$$

PTS: 2 REF: 061906geo TOP: Volume KEY: pyramids

199 ANS: 3

$$\text{Broome: } \frac{200536}{706.82} \approx 284 \quad \text{Dutchess: } \frac{280150}{801.59} \approx 349 \quad \text{Niagara: } \frac{219846}{522.95} \approx 420 \quad \text{Saratoga: } \frac{200635}{811.84} \approx 247$$

PTS: 2 REF: 061902geo TOP: Density

200 ANS: 4 PTS: 2 REF: 011921geo TOP: Triangles in the Coordinate Plane

201 ANS: 4

$$\frac{360^\circ}{n} = 36$$

$$n = 10$$

PTS: 2 REF: 082205geo TOP: Mapping a Polygon onto Itself

202 ANS: 2

$$\frac{1}{3} (36)(10)(2.7) = 324$$

PTS: 2 REF: 082312geo TOP: Density

203 ANS: 4

$$\sin 18 = \frac{8}{x}$$

$$x \approx 25.9$$

PTS: 2 REF: 062316geo TOP: Using Trigonometry to Find a Side

204 ANS: 2

$$108\pi = \frac{6^2 \pi h}{3}$$

$$\frac{324\pi}{36\pi} = h$$

$$9 = h$$

PTS: 2 REF: 012002geo TOP: Volume KEY: cones

205 ANS: 1 PTS: 2 REF: 012004geo TOP: Special Quadrilaterals

206 ANS: 2  
 $180 - 40 - 95 = 45$

PTS: 2 REF: 082201geo TOP: Properties of Transformations  
 KEY: graphics

207 ANS: 1  
 $\triangle ABC \sim \triangle RST$

PTS: 2 REF: 011908geo TOP: Similarity KEY: basic

208 ANS: 4 PTS: 2 REF: 082210geo TOP: Cofunctions

209 ANS: 2 PTS: 2 REF: 061903geo TOP: Rotations of Two-Dimensional Objects

210 ANS: 3  
 $\frac{10}{x} = \frac{15}{12}$   
 $x = 8$

PTS: 2 REF: 081918geo TOP: Side Splitter Theorem

211 ANS: 1  
 $\cos C = \frac{15}{17}$   
 $C \approx 28$

PTS: 2 REF: 012007geo TOP: Using Trigonometry to Find an Angle

212 ANS: 2 PTS: 2 REF: 082220geo TOP: Compositions of Transformations  
 KEY: identify

213 ANS: 4  
 $2x - 1 = 16$   
 $x = 8.5$

PTS: 2 REF: 011902geo TOP: Properties of Transformations  
 KEY: graphics

214 ANS: 2 PTS: 2 REF: 082305geo TOP: Special Quadrilaterals

215 ANS: 1 PTS: 2 REF: 081904geo  
 TOP: Centroid, Orthocenter, Incenter and Circumcenter

216 ANS: 4 PTS: 2 REF: 061904geo TOP: Mapping a Polygon onto Itself

217 ANS: 3 PTS: 2 REF: 081817geo TOP: Mapping a Polygon onto Itself

218 ANS: 1

The slope of  $3x + 2y = 12$  is  $-\frac{3}{2}$ , which is the opposite reciprocal of  $\frac{2}{3}$ .

PTS: 2 REF: 081811geo TOP: Parallel and Perpendicular Lines  
 KEY: identify perpendicular lines

## Geometry Multiple Choice Regents Exam Questions

### Answer Section

219 ANS: 3 PTS: 2 REF: 081805geo

TOP: Cross-Sections of Three-Dimensional Objects

220 ANS: 1

$$360 - (82 + 104 + 121) = 53$$

PTS: 2 REF: 011801geo TOP: Properties of Transformations

KEY: graph

221 ANS: 2

$$-4 + \frac{2}{5}(1 - -4) = -4 + \frac{2}{5}(5) = -4 + 2 = -2 \quad -2 + \frac{2}{5}(8 - -2) = -2 + \frac{2}{5}(10) = -2 + 4 = 2$$

PTS: 2 REF: 061814geo TOP: Directed Line Segments

222 ANS: 4

$$C = 12\pi \frac{120}{360}(12\pi) = \frac{1}{3}(12\pi)$$

PTS: 2 REF: 061822geo TOP: Arc Length KEY: arc length

223 ANS: 1

NYSED accepts either (1) or (3) as a correct answer. Statement III is not true if  $A$ ,  $B$ ,  $A'$  and  $B'$  are collinear.

PTS: 2 REF: 061714geo TOP: Compositions of Transformations

KEY: basic

224 ANS: 2 PTS: 2 REF: 061701geo TOP: Compositions of Transformations

KEY: identify

225 ANS: 4

$$\frac{1}{2}(360 - 268) = 46$$

PTS: 2 REF: 061704geo TOP: Chords, Secants and Tangents

KEY: inscribed

226 ANS: 4

$$\frac{360^\circ}{10} = 36^\circ \quad 252^\circ \text{ is a multiple of } 36^\circ$$

PTS: 2 REF: 011717geo TOP: Mapping a Polygon onto Itself

227 ANS: 2

$$2x + 7 + 4x - 7 = 90$$

$$6x = 90$$

$$x = 15$$

PTS: 2 REF: 081824geo TOP: Cofunctions

228 ANS: 4

PTS: 2

REF: 081813geo TOP: Parallelograms

229 ANS: 2

$$m = \frac{3}{2} \quad . \quad 1 = -\frac{2}{3}(-6) + b$$

$$m_{\perp} = -\frac{2}{3} \quad 1 = 4 + b$$

$$-3 = b$$

PTS: 2 REF: 061719geo TOP: Parallel and Perpendicular Lines

KEY: write equation of perpendicular line

230 ANS: 1

Illinois:  $\frac{12830632}{231.1} \approx 55520$  Florida:  $\frac{18801310}{350.6} \approx 53626$  New York:  $\frac{19378102}{411.2} \approx 47126$  Pennsylvania:  
 $\frac{12702379}{283.9} \approx 44742$

PTS: 2 REF: 081720geo TOP: Density

231 ANS: 1

$$\sin 32 = \frac{O}{129.5}$$

$$O \approx 68.6$$

PTS: 2 REF: 011804geo TOP: Using Trigonometry to Find a Side

232 ANS: 3

$$\frac{x}{6.3} = \frac{3}{5} \quad \frac{y}{9.4} = \frac{6.3}{6.3 + 3.78}$$

$$x = 3.78 \quad y \approx 5.9$$

PTS: 2 REF: 081816geo TOP: Side Splitter Theorem

233 ANS: 1

$$\frac{64}{4} = 16 \quad 16^2 = 256 \quad 2w + 2(w + 2) = 64 \quad 15 \times 17 = 255 \quad 2w + 2(w + 4) = 64 \quad 14 \times 18 = 252 \quad 2w + 2(w + 6) = 64$$

$$w = 15 \qquad \qquad \qquad w = 14 \qquad \qquad \qquad w = 13$$

$$13 \times 19 = 247$$

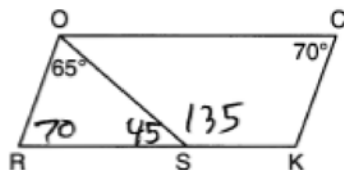
PTS: 2 REF: 011708geo TOP: Area of Polygons

234 ANS: 4

$$9 \cdot 3 = 27, 27 \cdot 4 = 108$$

PTS: 2 REF: 061805geo TOP: Dilations

235 ANS: 4



PTS: 2 REF: 081708geo TOP: Interior and Exterior Angles of Polygons

236 ANS: 2

$$\angle B = 180 - (82 + 26) = 72; \angle DEC = 180 - 26 = 154; \angle EDB = 360 - (154 + 26 + 72) = 108; \angle BDF = \frac{108}{2} = 54;$$

$$\angle DFB = 180 - (54 + 72) = 54$$

PTS: 2 REF: 061710geo TOP: Interior and Exterior Angles of Triangles

237 ANS: 4 PTS: 2 REF: 011816geo TOP: Chords, Secants and Tangents  
KEY: inscribed

238 ANS: 4 PTS: 2 REF: 011704geo TOP: Midsegments

239 ANS: 1

$$20 \cdot 12 \cdot 45 + \frac{1}{2} \pi (10)^2 (45) \approx 17869$$

PTS: 2 REF: 061807geo TOP: Volume KEY: compositions

240 ANS: 2

$$\frac{x}{x+3} = \frac{14}{21} \quad 14 - 6 = 8$$

$$21x = 14x + 42$$

$$7x = 42$$

$$x = 6$$

PTS: 2 REF: 081812geo TOP: Side Splitter Theorem

241 ANS: 3

NYSED has stated that all students should be awarded credit regardless of their answer to this question.

PTS: 2 REF: 061722geo TOP: Triangle Congruency

242 ANS: 3

$$\cos 40 = \frac{14}{x}$$

$$x \approx 18$$

PTS: 2 REF: 011712geo TOP: Using Trigonometry to Find a Side

243 ANS: 4

$$\sin 16.5 = \frac{8}{x}$$

$$x \approx 28.2$$

PTS: 2 REF: 081806ai TOP: Using Trigonometry to Find a Side

244 ANS: 3

$$\triangle CFB \sim \triangle CAD \quad \frac{CB}{CF} = \frac{CD}{CA}$$

$$\frac{x}{21.6} = \frac{7.2}{9.6}$$

$$x = 16.2$$

PTS: 2 REF: 061804geo TOP: Similarity KEY: basic

245 ANS: 2

$$(x-5)^2 + (y-2)^2 = 16$$

$$x^2 - 10x + 25 + y^2 - 4y + 4 = 16$$

$$x^2 - 10x + y^2 - 4y = -13$$

PTS: 2 REF: 061820geo TOP: Equations of Circles

KEY: write equation, given graph

246 ANS: 3

PTS: 2

REF: 061816geo TOP: Rotations of Two-Dimensional Objects

247 ANS: 1

$$\tan x = \frac{1}{12}$$

$$x \approx 4.76$$

PTS: 2 REF: 081715geo TOP: Using Trigonometry to Find an Angle

248 ANS: 1

PTS: 2

REF: 011703geo TOP: Triangle Congruency

249 ANS: 1

$$x^2 + y^2 - 6y + 9 = -1 + 9$$

$$x^2 + (y-3)^2 = 8$$

PTS: 2 REF: 011718geo TOP: Equations of Circles

KEY: completing the square

250 ANS: 2

$$8(x+8) = 6(x+18)$$

$$8x + 64 = 6x + 108$$

$$2x = 44$$

$$x = 22$$

PTS: 2 REF: 011715geo TOP: Chords, Secants and Tangents

KEY: secants drawn from common point, length

251 ANS: 3

$$\frac{s_L}{s_s} = \frac{6\theta}{4\theta} = 1.5$$

PTS: 2 REF: 011824geo TOP: Arc Length KEY: arc length

252 ANS: 4

$$\frac{1}{3.5} = \frac{x}{18-x}$$

$$3.5x = 18 - x$$

$$4.5x = 18$$

$$x = 4$$

PTS: 2

REF: 081707geo TOP: Side Splitter Theorem

253 ANS: 4

$$\frac{6.6}{x} = \frac{4.2}{5.25}$$

$$4.2x = 34.65$$

$$x = 8.25$$

PTS: 2

REF: 081705geo TOP: Similarity KEY: basic

254 ANS: 1

$$\cos x = \frac{12}{13}$$

$$x \approx 23$$

PTS: 2

REF: 081809ai TOP: Using Trigonometry to Find an Angle

255 ANS: 1

$$84 = \frac{1}{3} \cdot s^2 \cdot 7$$

$$6 = s$$

PTS: 2

REF: 061716geo TOP: Volume KEY: pyramids

256 ANS: 4

Opposite angles of an inscribed quadrilateral are supplementary.

PTS: 2

REF: 011821geo TOP: Inscribed Quadrilaterals

257 ANS: 1

$$x = -5 + \frac{1}{3}(4 - -5) = -5 + 3 = -2 \quad y = 2 + \frac{1}{3}(-10 - 2) = 2 - 4 = -2$$

PTS: 2

REF: 011806geo TOP: Directed Line Segments

258 ANS: 1

$$-8 + \frac{3}{5}(7 - -8) = -8 + 9 = 1 \quad 7 + \frac{3}{5}(-13 - 7) = 7 - 12 = -5$$

PTS: 2

REF: 081815geo TOP: Directed Line Segments

259 ANS: 2

$$x^2 + y^2 - 6x + 2y = 6$$

$$x^2 - 6x + 9 + y^2 + 2y + 1 = 6 + 9 + 1$$

$$(x - 3)^2 + (y + 1)^2 = 16$$

PTS: 2 REF: 011812geo TOP: Equations of Circles

KEY: completing the square

260 ANS: 1

Since a dilation preserves parallelism, the line  $4y = 3x + 7$  and its image  $3x - 4y = 9$  are parallel, with slopes of  $\frac{3}{4}$ .

PTS: 2 REF: 081710geo TOP: Line Dilations

261 ANS: 3 PTS: 2 REF: 011815geo TOP: Mapping a Polygon onto Itself

262 ANS: 3

$$\frac{x + 72}{2} = 58$$

$$x + 72 = 116$$

$$x = 44$$

PTS: 2 REF: 061817geo TOP: Chords, Secants and Tangents

KEY: intersecting chords, angle

263 ANS: 3 PTS: 2 REF: 011714geo TOP: Trigonometric Ratios

264 ANS: 2

$$\tan \theta = \frac{2.4}{x}$$

$$\frac{3}{7} = \frac{2.4}{x}$$

$$x = 5.6$$

PTS: 2 REF: 011707geo TOP: Using Trigonometry to Find a Side

265 ANS: 2 PTS: 2 REF: 081701geo

TOP: Cross-Sections of Three-Dimensional Objects

266 ANS: 1

Parallel chords intercept congruent arcs.  $\frac{180 - 130}{2} = 25$

PTS: 2 REF: 081704geo TOP: Chords, Secants and Tangents

KEY: parallel lines



267 ANS: 2

$$\frac{\frac{512\pi}{3}}{\left(\frac{32}{2}\right)^2 \pi} \cdot 2\pi = \frac{4\pi}{3}$$

PTS: 2 REF: 081723geo TOP: Sectors

268 ANS: 4

$$\frac{5}{7} = \frac{x}{x+5} \quad 12\frac{1}{2} + 5 = 17\frac{1}{2}$$

$$5x + 25 = 7x$$

$$2x = 25$$

$$x = 12\frac{1}{2}$$

PTS: 2 REF: 061821geo TOP: Side Splitter Theorem

269 ANS: 3 PTS: 2 REF: 011710geo TOP: Compositions of Transformations

KEY: identify

270 ANS: 3

In (1) and (2),  $ABCD$  could be a rectangle with non-congruent sides. (4) is not possible

PTS: 2 REF: 081714geo TOP: Special Quadrilaterals

271 ANS: 4

$$\frac{36}{45} \neq \frac{15}{18}$$

$$\frac{4}{5} \neq \frac{5}{6}$$

PTS: 2 REF: 081709geo STA: G.G.44 TOP: Similarity Proofs

272 ANS: 2

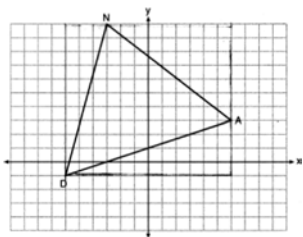
(1) AA; (3) SAS; (4) SSS. NYSED has stated that all students should be awarded credit regardless of their answer to this question.

PTS: 2 REF: 061724geo TOP: Similarity KEY: basic

273 ANS: 4 PTS: 2 REF: 011723geo

TOP: Cross-Sections of Three-Dimensional Objects

274 ANS: 1



$$(12 \cdot 11) - \left( \frac{1}{2}(12 \cdot 4) + \frac{1}{2}(7 \cdot 9) + \frac{1}{2}(11 \cdot 3) \right) = 60$$

PTS: 2

REF: 061815geo

TOP: Polygons in the Coordinate Plane

275 ANS: 4

PTS: 2

REF: 011819geo

TOP: Special Quadrilaterals

276 ANS: 1

$$82.8 = \frac{1}{3}(4.6)(9)h$$

$$h = 6$$

PTS: 2

REF: 061810geo

TOP: Volume

KEY: pyramids

277 ANS: 1

$$B: (4-3, 3-4) \rightarrow (1, -1) \rightarrow (2, -2) \rightarrow (2+3, -2+4)$$

$$C: (2-3, 1-4) \rightarrow (-1, -3) \rightarrow (-2, -6) \rightarrow (-2+3, -6+4)$$

PTS: 2

REF: 011713geo

TOP: Line Dilations

278 ANS: 4

PTS: 2

REF: 081801geo

TOP: Lines and Angles

279 ANS: 4

$$\frac{360^\circ}{10} = 36^\circ \quad 252^\circ \text{ is a multiple of } 36^\circ$$

PTS: 2

REF: 081722geo

TOP: Mapping a Polygon onto Itself

280 ANS: 4

PTS: 2

REF: 011810geo

TOP: Rotations of Two-Dimensional Objects

281 ANS: 4

PTS: 2

REF: 061711geo

TOP: Special Quadrilaterals

282 ANS: 2

$$\overline{AB} = 10 \text{ since } \triangle ABC \text{ is a 6-8-10 triangle. } 6^2 = 10x$$

$$3.6 = x$$

PTS: 2

REF: 081820geo

TOP: Similarity

KEY: leg

283 ANS: 3

PTS: 2

REF: 061702geo

TOP: Polygons in the Coordinate Plane

284 ANS: 1

$$2x + 4 + 46 = 90$$

$$2x = 40$$

$$x = 20$$

PTS: 2

REF: 061808geo

TOP: Cofunctions

285 ANS: 2

$$-4 + \frac{2}{5}(6 - -4) = -4 + \frac{2}{5}(10) = -4 + 4 = 0 \quad 5 + \frac{2}{5}(20 - 5) = 5 + \frac{2}{5}(15) = 5 + 6 = 11$$

PTS: 2

REF: 061715geo

TOP: Directed Line Segments

286 ANS: 2

PTS: 2

REF: 061709geo

TOP: Triangle Proofs

KEY: statements

287 ANS: 4

$$\frac{300}{360} \cdot 8^2 \pi = \frac{160\pi}{3}$$

PTS: 2

REF: 011721geo

TOP: Sectors

288 ANS: 4

PTS: 2

REF: 011705geo

TOP: Special Quadrilaterals

289 ANS: 2

$$6 \cdot 6 = x(x - 5)$$

$$36 = x^2 - 5x$$

$$0 = x^2 - 5x - 36$$

$$0 = (x - 9)(x + 4)$$

$$x = 9$$

PTS: 2

REF: 061708geo

TOP: Chords, Secants and Tangents

KEY: intersecting chords, length

290 ANS: 1

$$-8 + \frac{3}{8}(16 - -8) = -8 + \frac{3}{8}(24) = -8 + 9 = 1 \quad -2 + \frac{3}{8}(6 - -2) = -2 + \frac{3}{8}(8) = -2 + 3 = 1$$

PTS: 2

REF: 081717geo

TOP: Directed Line Segments

291 ANS: 1

$$\sin 32 = \frac{x}{6.2}$$

$$x \approx 3.3$$

PTS: 2

REF: 081719geo

TOP: Using Trigonometry to Find a Side

292 ANS: 4

$$4\sqrt{(-1-2)^2 + (2-3)^2} = 4\sqrt{10}$$

PTS: 2

REF: 081808geo

TOP: Polygons in the Coordinate Plane

293 ANS: 3

$$y = mx + b$$

$$2 = \frac{1}{2}(-2) + b$$

$$3 = b$$

PTS: 2 REF: 011701geo TOP: Parallel and Perpendicular Lines

KEY: write equation of parallel line

294 ANS: 4

PTS: 2

REF: 011808geo

TOP: Analytical Representations of Transformations

KEY: basic

295 ANS: 3

$$\frac{7-1}{0-2} = \frac{6}{-2} = -3 \text{ The diagonals of a rhombus are perpendicular.}$$

PTS: 2

REF: 011719geo

TOP: Quadrilaterals in the Coordinate Plane

296 ANS: 1

$$3 + \frac{2}{5}(8-3) = 3 + \frac{2}{5}(5) = 3 + 2 = 5 \quad 5 + \frac{2}{5}(-5-5) = 5 + \frac{2}{5}(-10) = 5 - 4 = 1$$

PTS: 2

REF: 011720geo

TOP: Directed Line Segments

297 ANS: 1

$$\cos S = \frac{60}{65}$$

$$S \approx 23$$

PTS: 2

REF: 061713geo

TOP: Using Trigonometry to Find an Angle

298 ANS: 3

$$\sqrt{(-5)^2 + 12^2} = \sqrt{169} \quad \sqrt{11^2 + (2\sqrt{12})^2} = \sqrt{121 + 48} = \sqrt{169}$$

PTS: 2

REF: 011722geo

TOP: Circles in the Coordinate Plane

299 ANS: 3

$$2.5 \times 1.25 \times (27 \times 12) + \frac{1}{2} \pi (1.25)^2 (27 \times 12) \approx 1808$$

PTS: 2

REF: 061723geo

TOP: Volume

KEY: compositions

300 ANS: 3

$$\frac{360^\circ}{5} = 72^\circ \quad 216^\circ \text{ is a multiple of } 72^\circ$$

PTS: 2

REF: 061819geo

TOP: Mapping a Polygon onto Itself

301 ANS: 4

PTS: 2

REF: 011803geo

TOP: Identifying Transformations

KEY: graphics

- 302 ANS: 1  
 $24x = 10^2$   
 $24x = 100$   
 $x \approx 4.2$
- PTS: 2 REF: 061823geo TOP: Similarity KEY: leg
- 303 ANS: 1 PTS: 2 REF: 061801geo TOP: Properties of Transformations  
 KEY: graphics
- 304 ANS: 1  
 $x^2 + y^2 - 12y + 36 = -20 + 36$   
 $x^2 + (y - 6)^2 = 16$
- PTS: 2 REF: 061712geo TOP: Equations of Circles  
 KEY: completing the square
- 305 ANS: 3  
 $x(x - 6) = 4^2$   
 $x^2 - 6x - 16 = 0$   
 $(x - 8)(x + 2) = 0$   
 $x = 8$
- PTS: 2 REF: 081807geo TOP: Similarity KEY: altitude
- 306 ANS: 3  
 $\frac{24}{40} = \frac{15}{x}$   
 $24x = 600$   
 $x = 25$
- PTS: 2 REF: 011813geo TOP: Side Splitter Theorem
- 307 ANS: 3 PTS: 2 REF: 061802geo TOP: Lines and Angles
- 308 ANS: 2 PTS: 2 REF: 011702geo TOP: Compositions of Transformations  
 KEY: grids
- 309 ANS: 3  
 $4\sqrt{(-1 - -3)^2 + (5 - 1)^2} = 4\sqrt{20}$
- PTS: 2 REF: 081703geo TOP: Polygons in the Coordinate Plane
- 310 ANS: 4 PTS: 2 REF: 061813geo TOP: Special Quadrilaterals
- 311 ANS: 4 PTS: 2 REF: 081702geo TOP: Identifying Transformations  
 KEY: basic
- 312 ANS: 2 PTS: 2 REF: 061720geo TOP: Parallelograms

313 ANS: 2

$$4 \times 4 \times 6 - \pi(1)^2(6) \approx 77$$

PTS: 2

REF: 011711geo

TOP: Volume

KEY: compositions

314 ANS: 4

$$40 - x + 3x = 90$$

$$2x = 50$$

$$x = 25$$

PTS: 2

REF: 081721geo

TOP: Cofunctions

315 ANS: 4

PTS: 2

REF: 061803geo

TOP: Identifying Transformations

KEY: graphics

316 ANS: 2

$$x^2 = 12(12 - 8)$$

$$x^2 = 48$$

$$x = 4\sqrt{3}$$

PTS: 2

REF: 011823geo

TOP: Similarity

KEY: leg

317 ANS: 1

$M$  is a centroid, and cuts each median 2:1.

PTS: 2

REF: 061818geo

TOP: Centroid, Orthocenter, Incenter and Circumcenter

318 ANS: 1

PTS: 2

REF: 011814geo

TOP: Line Dilations

319 ANS: 3

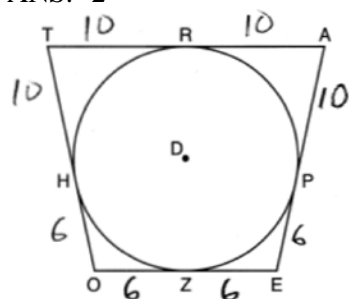
$$6 \cdot 3^2 = 54 \quad 12 \cdot 3 = 36$$

PTS: 2

REF: 081823geo

TOP: Dilations

320 ANS: 2



PTS: 2

REF: 081814geo

TOP: Chords, Secants and Tangents

KEY: tangents drawn from common point, length

321 ANS: 3

$$6x - 40 + x + 20 = 180 - 3x \quad m\angle BAC = 180 - (80 + 40) = 60$$

$$10x = 200$$

$$x = 20$$

PTS: 2 REF: 011809geo TOP: Exterior Angle Theorem

322 ANS: 3 PTS: 2 REF: 061706geo TOP: Line Dilations

323 ANS: 4 PTS: 2 REF: 081803geo TOP: Rotations of Two-Dimensional Objects

324 ANS: 1

$$V = \frac{1}{3} \pi (4)^2 (6) = 32\pi$$

PTS: 2 REF: 061718geo TOP: Rotations of Two-Dimensional Objects

325 ANS: 4 PTS: 2 REF: 081810geo TOP: Triangle Proofs

KEY: statements

326 ANS: 2

$$V = \frac{1}{3} \left( \frac{36}{4} \right)^2 \cdot 15 = 405$$

PTS: 2 REF: 011822geo TOP: Volume KEY: pyramids

327 ANS: 2

$$\cos B = \frac{17.6}{26}$$

$$B \approx 47$$

PTS: 2 REF: 061806geo TOP: Using Trigonometry to Find an Angle

328 ANS: 3

$$v = \pi r^2 h \quad (1) \quad 6^2 \cdot 10 = 360$$

$$150\pi = \pi r^2 h \quad (2) \quad 10^2 \cdot 6 = 600$$

$$150 = r^2 h \quad (3) \quad 5^2 \cdot 6 = 150$$

$$(4) \quad 3^2 \cdot 10 = 900$$

PTS: 2 REF: 081713geo TOP: Rotations of Two-Dimensional Objects

329 ANS: 2

$$x^2 = 3 \cdot 18$$

$$x = \sqrt{3 \cdot 3 \cdot 6}$$

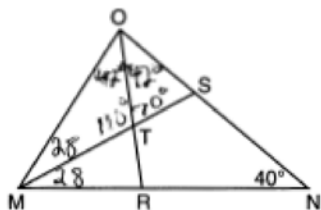
$$x = 3\sqrt{6}$$

PTS: 2 REF: 081712geo TOP: Chords, Secants and Tangents

KEY: secant and tangent drawn from common point, length

330 ANS: 3 PTS: 2 REF: 061703geo TOP: Cofunctions

331 ANS: 4



PTS: 2 REF: 061717geo TOP: Interior and Exterior Angles of Triangles

332 ANS: 2

The line  $y = -3x + 6$  passes through the center of dilation, so the dilated line is not distinct.

PTS: 2 REF: 061824geo TOP: Line Dilations

333 ANS: 1 PTS: 2 REF: 081804geo TOP: Compositions of Transformations

KEY: grids

334 ANS: 4 PTS: 2 REF: 011817geo TOP: Similarity

KEY: basic

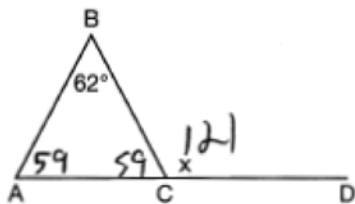
335 ANS: 2

$$V = \frac{1}{3} \left( \frac{60}{12} \right)^2 \left( \frac{84}{12} \right) \approx 58$$

PTS: 2 REF: 081819geo TOP: Volume KEY: pyramids

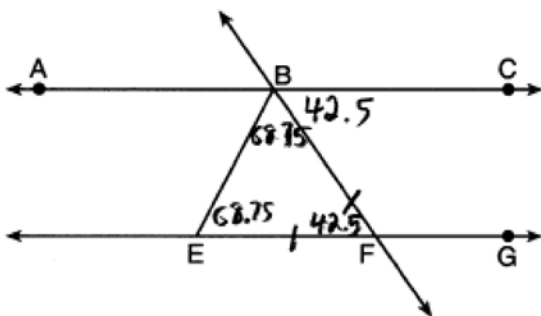
336 ANS: 1 PTS: 2 REF: 011811geo TOP: Dilations

337 ANS: 4



PTS: 2 REF: 081711geo TOP: Exterior Angle Theorem

338 ANS: 2



PTS: 2 REF: 011818geo TOP: Lines and Angles



339 ANS: 1

$$m = \frac{-4}{-6} = \frac{2}{3}$$

$$m_{\perp} = -\frac{3}{2}$$

PTS: 2 REF: 011820geo TOP: Parallel and Perpendicular Lines

KEY: write equation of perpendicular line

340 ANS: 1

$$V = \frac{1}{3} \pi \left( \frac{1.5}{2} \right)^2 \left( \frac{4}{2} \right) \approx 1.2$$

PTS: 2 REF: 011724geo TOP: Volume KEY: cones

341 ANS: 2

$$12^2 = 9 \cdot 16$$

$$144 = 144$$

PTS: 2 REF: 081718geo TOP: Similarity KEY: leg

342 ANS: 3

The  $x$ -axis and line  $x = 4$  are lines of symmetry and  $(4,0)$  is a point of symmetry.

PTS: 2 REF: 081706geo TOP: Mapping a Polygon onto Itself

343 ANS: 3

$$V = \frac{1}{3} \pi r^2 h$$

$$54.45\pi = \frac{1}{3} \pi (3.3)^2 h$$

$$h = 15$$

PTS: 2 REF: 011807geo TOP: Volume KEY: cones

344 ANS: 4

AA

PTS: 2 REF: 061809geo TOP: Similarity Proofs

345 ANS: 1

Distance and angle measure are preserved after a reflection and translation.

PTS: 2 REF: 081802geo TOP: Properties of Transformations

KEY: basic

346 ANS: 4

PTS: 2

REF: 081716geo TOP: Midsegments

347 ANS: 2

$$\frac{30}{360} (5)^2 (\pi) \approx 6.5$$

PTS: 2 REF: 081818geo TOP: Sectors

348 ANS: 1 PTS: 2 REF: 061707geo TOP: Mapping a Polygon onto Itself

349 ANS: 4

$$\frac{2}{4} = \frac{9-x}{x}$$

$$36 - 4x = 2x$$

$$x = 6$$

PTS: 2 REF: 061705geo TOP: Side Splitter Theorem

350 ANS: 2 PTS: 2 REF: 011805geo

TOP: Cross-Sections of Three-Dimensional Objects

351 ANS: 2

$$m = \frac{3}{2}$$

$$m_{\perp} = -\frac{2}{3}$$

PTS: 2 REF: 061812geo TOP: Parallel and Perpendicular Lines

KEY: write equation of perpendicular line

352 ANS: 4 PTS: 2 REF: 011706geo TOP: Identifying Transformations

KEY: basic

353 ANS: 4 PTS: 2 REF: 081822geo TOP: Medians, Altitudes and Bisectors

354 ANS: 1 PTS: 2 REF: 011716geo TOP: Special Quadrilaterals

355 ANS: 4

The segment's midpoint is the origin and slope is  $-2$ . The slope of a perpendicular line is  $\frac{1}{2}$ .  $y = \frac{1}{2}x + 0$

$$2y = x$$

$$2y - x = 0$$

PTS: 2 REF: 081724geo TOP: Parallel and Perpendicular Lines

KEY: perpendicular bisector

356 ANS: 2 PTS: 2 REF: 011802geo TOP: Parallelograms

357 ANS: 4

$$x^2 + 4x + 4 + y^2 - 8y + 16 = -16 + 4 + 16$$

$$(x + 2)^2 + (y - 4)^2 = 4$$

PTS: 2 REF: 081821geo TOP: Equations of Circles

KEY: completing the square

358 ANS: 2

$$\triangle ACB \sim \triangle AED$$

PTS: 2 REF: 061811geo TOP: Side Splitter Theorem

359 ANS: 4

$$\sin 71 = \frac{x}{20}$$

$$x = 20\sin 71 \approx 19$$

PTS: 2 REF: 061721geo TOP: Using Trigonometry to Find a Side

KEY: without graphics

## Geometry Multiple Choice Regents Exam Questions Answer Section

360 ANS: 1

$$m = \frac{-A}{B} = \frac{-2}{-1} = 2$$

$$m_{\perp} = -\frac{1}{2}$$

PTS: 2

REF: 061509geo

TOP: Parallel and Perpendicular Lines

KEY: identify perpendicular lines

361 ANS: 1

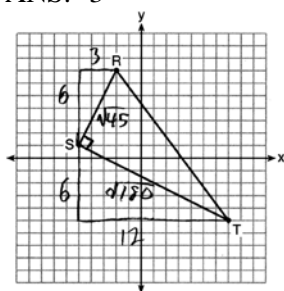
PTS: 2

REF: 081507geo

TOP: Compositions of Transformations

KEY: identify

362 ANS: 3



$$\sqrt{45} = 3\sqrt{5} \quad a = \frac{1}{2} (3\sqrt{5})(6\sqrt{5}) = \frac{1}{2} (18)(5) = 45$$

$$\sqrt{180} = 6\sqrt{5}$$

PTS: 2

REF: 061622geo

TOP: Polygons in the Coordinate Plane

363 ANS: 2

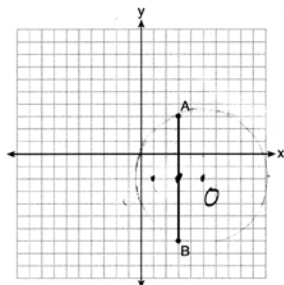
PTS: 2

REF: 061610geo

TOP: Chords, Secants and Tangents

KEY: inscribed

364 ANS: 1



Since the midpoint of  $\overline{AB}$  is  $(3, -2)$ , the center must be either  $(5, -2)$  or  $(1, -2)$ .

$$r = \sqrt{2^2 + 5^2} = \sqrt{29}$$

PTS: 2

REF: 061623geo

TOP: Equations of Circles

KEY: other

365 ANS: 3

$$A = \frac{1}{2}ab \quad 3 - 6 = -3 = x$$

$$24 = \frac{1}{2}a(8) \quad \frac{4+12}{2} = 8 = y$$

$$a = 6$$

PTS: 2 REF: 081615geo TOP: Polygons in the Coordinate Plane

366 ANS: 1

$$x^2 - 4x + 4 + y^2 + 8y + 16 = -11 + 4 + 16$$

$$(x - 2)^2 + (y + 4)^2 = 9$$

PTS: 2 REF: 081616geo TOP: Equations of Circles

KEY: completing the square

367 ANS: 3 PTS: 2 REF: 081502geo TOP: Identifying Transformations

KEY: basic

368 ANS: 3

$$\frac{\frac{4}{3}\pi\left(\frac{9.5}{2}\right)^3}{\frac{4}{3}\pi\left(\frac{2.5}{2}\right)^3} \approx 55$$

PTS: 2 REF: 011614geo TOP: Volume KEY: spheres

369 ANS: 2 PTS: 2 REF: 061506geo

TOP: Cross-Sections of Three-Dimensional Objects

370 ANS: 1

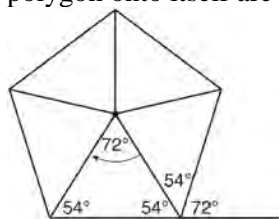
$$3^2 = 9$$

PTS: 2 REF: 081520geo TOP: Dilations

371 ANS: 1 PTS: 2 REF: 061518geo TOP: Line Dilations

372 ANS: 2

Segments drawn from the center of the regular pentagon bisect each angle of the pentagon, and create five isosceles triangles as shown in the diagram below. Since each exterior angle equals the angles formed by the segments drawn from the center of the regular pentagon, the minimum degrees necessary to carry a regular polygon onto itself are equal to the measure of an exterior angle of the regular polygon.



$$\frac{360}{5} = 72.$$

PTS: 2 REF: spr1402geo TOP: Mapping a Polygon onto Itself

373 ANS: 3

$$\tan 34 = \frac{T}{20}$$

$$T \approx 13.5$$

PTS: 2 REF: 061505geo TOP: Using Trigonometry to Find a Side

KEY: graphics

374 ANS: 2 PTS: 2 REF: 081602geo TOP: Identifying Transformations

KEY: basic

375 ANS: 4

$$m = -\frac{1}{2} \quad -4 = 2(6) + b$$

$$m_{\perp} = 2 \quad -4 = 12 + b$$

$$-16 = b$$

PTS: 2 REF: 011602geo TOP: Parallel and Perpendicular Lines

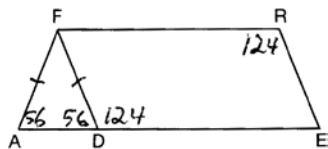
KEY: write equation of perpendicular line

376 ANS: 1

$$V = \frac{\frac{4}{3} \pi \left(\frac{10}{2}\right)^3}{2} \approx 261.8 \cdot 62.4 = 16,336$$

PTS: 2 REF: 081516geo TOP: Density

377 ANS: 3



PTS: 2 REF: 081508geo TOP: Interior and Exterior Angles of Polygons

378 ANS: 1

$$\frac{360^\circ}{45^\circ} = 8$$

PTS: 2 REF: 061510geo TOP: Mapping a Polygon onto Itself

379 ANS: 4

$$x^2 + 6x + 9 + y^2 - 4y + 4 = 23 + 9 + 4$$

$$(x + 3)^2 + (y - 2)^2 = 36$$

PTS: 2 REF: 011617geo TOP: Equations of Circles

KEY: completing the square

380 ANS: 1 PTS: 2 REF: 011608geo TOP: Compositions of Transformations

KEY: identify

381 ANS: 1

The man's height, 69 inches, is opposite to the angle of elevation, and the shadow length, 102 inches, is adjacent to the angle of elevation. Therefore, tangent must be used to find the angle of elevation.  $\tan x = \frac{69}{102}$

$$x \approx 34.1$$

PTS: 2 REF: fall1401geo TOP: Using Trigonometry to Find an Angle

382 ANS: 2 PTS: 2 REF: 081501geo TOP: Special Quadrilaterals

383 ANS: 3 PTS: 2 REF: 081622geo TOP: Triangle Proofs

KEY: statements

384 ANS: 2

The line  $y = 2x - 4$  does not pass through the center of dilation, so the dilated line will be distinct from  $y = 2x - 4$ . Since a dilation preserves parallelism, the line  $y = 2x - 4$  and its image will be parallel, with slopes of 2. To obtain the y-intercept of the dilated line, the scale factor of the dilation,  $\frac{3}{2}$ , can be applied to the y-intercept,

$(0, -4)$ . Therefore,  $\left(0 \cdot \frac{3}{2}, -4 \cdot \frac{3}{2}\right) \rightarrow (0, -6)$ . So the equation of the dilated line is  $y = 2x - 6$ .

PTS: 2 REF: fall1403geo TOP: Line Dilations

385 ANS: 3

$$\frac{9}{5} = \frac{9.2}{x} \quad 5.1 + 9.2 = 14.3$$

$$9x = 46$$

$$x \approx 5.1$$

PTS: 2 REF: 061511geo TOP: Side Splitter Theorem

386 ANS: 3

$$\frac{60}{360} \cdot 8^2 \pi = \frac{1}{6} \cdot 64\pi = \frac{32\pi}{3}$$

PTS: 2 REF: 061624geo TOP: Sectors

387 ANS: 1

$$\frac{f}{4} = \frac{15}{6}$$

$$f = 10$$

PTS: 2 REF: 061617geo TOP: Lines and Angles

388 ANS: 1 PTS: 2 REF: 061604geo TOP: Identifying Transformations

KEY: graphics

389 ANS: 3 PTS: 2 REF: 061601geo TOP: Rotations of Two-Dimensional Objects

390 ANS: 1

The line  $3y = -2x + 8$  does not pass through the center of dilation, so the dilated line will be distinct from  $3y = -2x + 8$ . Since a dilation preserves parallelism, the line  $3y = -2x + 8$  and its image  $2x + 3y = 5$  are parallel, with slopes of  $-\frac{2}{3}$ .

PTS: 2 REF: 061522geo TOP: Line Dilations

391 ANS: 4

$$\frac{2}{6} = \frac{5}{15}$$

PTS: 2 REF: 081517geo TOP: Side Splitter Theorem

392 ANS: 3

(3) Could be a trapezoid.

PTS: 2 REF: 081607geo TOP: Parallelograms

393 ANS: 3

$$r = \sqrt{(7-3)^2 + (1-(-2))^2} = \sqrt{16+9} = 5$$

PTS: 2 REF: 061503geo TOP: Circles in the Coordinate Plane

394 ANS: 1

PTS: 2

REF: 081505geo TOP: Mapping a Polygon onto Itself

395 ANS: 3

$$\frac{x}{360} \cdot 3^2 \pi = 2\pi \quad 180 - 80 = 100$$

$$x = 80 \quad \frac{180 - 100}{2} = 40$$

PTS: 2 REF: 011612geo TOP: Sectors

396 ANS: 1

$$m = -\frac{2}{3} \quad 1 = \left(-\frac{2}{3}\right)6 + b$$

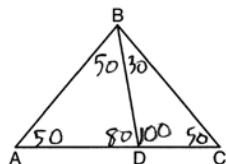
$$1 = -4 + b$$

$$5 = b$$

PTS: 2 REF: 081510geo TOP: Parallel and Perpendicular Lines

KEY: write equation of parallel line

397 ANS: 2



PTS: 2 REF: 081604geo TOP: Interior and Exterior Angles of Triangles

398 ANS: 4

PTS: 2

REF: 081514geo TOP: Compositions of Transformations

KEY: grids



399 ANS: 4                      PTS: 2                      REF: 061608geo      TOP: Compositions of Transformations  
KEY: grids

400 ANS: 2  

$$h^2 = 30 \cdot 12$$

$$h^2 = 360$$

$$h = 6\sqrt{10}$$

PTS: 2                      REF: 061613geo      TOP: Similarity      KEY: altitude  
 401 ANS: 3

$$\sqrt{20^2 - 10^2} \approx 17.3$$

PTS: 2                      REF: 081608geo      TOP: 30-60-90 Triangles  
 402 ANS: 4                      PTS: 2                      REF: 061513geo      TOP: Parallelograms

403 ANS: 4

$$-5 + \frac{3}{5}(5 - -5) \quad -4 + \frac{3}{5}(1 - -4)$$

$$-5 + \frac{3}{5}(10) \quad -4 + \frac{3}{5}(5)$$

$$-5 + 6 \quad -4 + 3$$

$$1 \quad -1$$

PTS: 2                      REF: spr1401geo      TOP: Directed Line Segments  
 404 ANS: 1                      PTS: 2                      REF: 061520geo      TOP: Chords, Secants and Tangents  
KEY: mixed

405 ANS: 1                      PTS: 2                      REF: 081606geo      TOP: Cofunctions

406 ANS: 2

$$x^2 + y^2 + 6y + 9 = 7 + 9$$

$$x^2 + (y + 3)^2 = 16$$

PTS: 2                      REF: 061514geo      TOP: Equations of Circles  
KEY: completing the square

407 ANS: 2  
 The given line  $h$ ,  $2x + y = 1$ , does not pass through the center of dilation, the origin, because the  $y$ -intercept is at  $(0, 1)$ . The slope of the dilated line,  $m$ , will remain the same as the slope of line  $h$ ,  $-2$ . All points on line  $h$ , such as  $(0, 1)$ , the  $y$ -intercept, are dilated by a scale factor of 4; therefore, the  $y$ -intercept of the dilated line is  $(0, 4)$  because the center of dilation is the origin, resulting in the dilated line represented by the equation  $y = -2x + 4$ .

PTS: 2                      REF: spr1403geo      TOP: Line Dilations  
 408 ANS: 4                      PTS: 2                      REF: 061504geo      TOP: Compositions of Transformations  
KEY: identify

409 ANS: 4                      PTS: 2                      REF: 081503geo      TOP: Rotations of Two-Dimensional Objects

410 ANS: 4

The measures of the angles of a triangle remain the same after all rotations because rotations are rigid motions which preserve angle measure.

PTS: 2 REF: fall1402geo TOP: Properties of Transformations

KEY: graphics

411 ANS: 3

$$x^2 + 4x + 4 + y^2 - 6y + 9 = 12 + 4 + 9$$

$$(x + 2)^2 + (y - 3)^2 = 25$$

PTS: 2 REF: 081509geo TOP: Equations of Circles

KEY: completing the square

412 ANS: 3

$$\theta = \frac{s}{r} = \frac{2\pi}{10} = \frac{\pi}{5}$$

PTS: 2 REF: fall1404geo TOP: Arc Length KEY: angle

413 ANS: 2

$$SA = 6 \cdot 12^2 = 864$$

$$\frac{864}{450} = 1.92$$

PTS: 2 REF: 061519geo TOP: Surface Area

414 ANS: 3

$$V = 12 \cdot 8.5 \cdot 4 = 408$$

$$W = 408 \cdot 0.25 = 102$$

PTS: 2 REF: 061507geo TOP: Density

415 ANS: 4

$$\sin 70 = \frac{x}{20}$$

$$x \approx 18.8$$

PTS: 2 REF: 061611geo TOP: Using Trigonometry to Find a Side

KEY: without graphics

416 ANS: 2

$$\sqrt{(-1 - 2)^2 + (4 - 3)^2} = \sqrt{10}$$

PTS: 2 REF: 011615geo TOP: Polygons in the Coordinate Plane

417 ANS: 3

PTS: 2

REF: 061616geo TOP: Identifying Transformations

KEY: graphics

418 ANS: 4

The slope of  $\overline{BC}$  is  $\frac{2}{5}$ . Altitude is perpendicular, so its slope is  $-\frac{5}{2}$ .

PTS: 2 REF: 061614geo TOP: Triangles in the Coordinate Plane

419 ANS: 4

The line  $y = 3x - 1$  passes through the center of dilation, so the dilated line is not distinct.

PTS: 2 REF: 081524geo TOP: Line Dilations

420 ANS: 2 PTS: 2 REF: 061516geo TOP: Dilations

421 ANS: 4

$$\frac{-2-1}{-1-3} = \frac{-3}{2} \quad \frac{3-2}{0-5} = \frac{1}{-5} \quad \frac{3-1}{0-3} = \frac{2}{-3} \quad \frac{2-2}{5-1} = \frac{0}{4} = 0$$

PTS: 2 REF: 081522geo TOP: Quadrilaterals in the Coordinate Plane

KEY: general

422 ANS: 2 PTS: 2 REF: 081601geo TOP: Lines and Angles

423 ANS: 2

$x$  is  $\frac{1}{2}$  the circumference.  $\frac{C}{2} = \frac{10\pi}{2} \approx 16$

PTS: 2 REF: 061523geo TOP: Circumference

424 ANS: 3 PTS: 2 REF: 081515geo TOP: Inscribed Quadrilaterals

425 ANS: 1

$$\frac{1000}{20\pi} \approx 15.9$$

PTS: 2 REF: 011623geo TOP: Circumference

426 ANS: 4

$$3 \times 6 = 18$$

PTS: 2 REF: 061602geo TOP: Line Dilations

427 ANS: 1 PTS: 2 REF: 011601geo

TOP: Cross-Sections of Three-Dimensional Objects

428 ANS: 4

$$V = \pi \left( \frac{6.7}{2} \right)^2 (4 \cdot 6.7) \approx 945$$

PTS: 2 REF: 081620geo TOP: Volume KEY: cylinders

429 ANS: 1

$$\frac{6}{8} = \frac{9}{12}$$

PTS: 2 REF: 011613geo TOP: Similarity KEY: basic

430 ANS: 3

$$\frac{12}{4} = \frac{x}{5} \quad 15 - 4 = 11$$

$$x = 15$$

PTS: 2 REF: 011624geo TOP: Similarity KEY: basic

431 ANS: 4 PTS: 2 REF: 081611geo TOP: Lines and Angles

432 ANS: 3

$$5 \cdot \frac{10}{4} = \frac{50}{4} = 12.5$$

PTS: 2 REF: 081512geo TOP: Chords, Secants and Tangents  
KEY: common tangents

433 ANS: 3

$$\frac{60}{360} \cdot 6^2 \pi = 6\pi$$

PTS: 2 REF: 081518geo TOP: Sectors

434 ANS: 1

$$\frac{4}{6} = \frac{3}{4.5} = \frac{2}{3}$$

PTS: 2 REF: 081523geo TOP: Dilations

435 ANS: 1

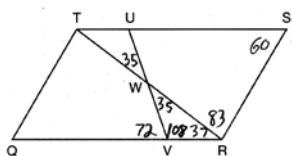
$$m = \left( \frac{-11+5}{2}, \frac{5+(-7)}{2} \right) = (-3, -1) \quad m = \frac{5-(-7)}{-11-5} = \frac{12}{-16} = -\frac{3}{4} \quad m_{\perp} = \frac{4}{3}$$

PTS: 2 REF: 061612geo TOP: Parallel and Perpendicular Lines  
KEY: perpendicular bisector

436 ANS: 4 PTS: 2 REF: 011611geo TOP: Properties of Transformations

KEY: graphics

437 ANS: 3



PTS: 2 REF: 011603geo TOP: Interior and Exterior Angles of Polygons

438 ANS: 1

$$\frac{1}{2} \left( \frac{4}{3} \right) \pi \cdot 5^3 \cdot 62.4 \approx 16,336$$

PTS: 2 REF: 061620geo TOP: Density

439 ANS: 4

$$2592276 = \frac{1}{3} \cdot s^2 \cdot 146.5$$

$$230 \approx s$$

PTS: 2 REF: 081521geo TOP: Volume KEY: pyramids

440 ANS: 2

$$V = \frac{1}{3} \cdot 6^2 \cdot 12 = 144$$

PTS: 2 REF: 011607geo TOP: Volume KEY: pyramids

441 ANS: 3

1) only proves AA; 2) need congruent legs for HL; 3) SAS; 4) only proves product of altitude and base is equal

PTS: 2 REF: 061607geo TOP: Triangle Proofs

KEY: statements

442 ANS: 1

$$m_{\overline{RT}} = \frac{5 - -3}{4 - -2} = \frac{8}{6} = \frac{4}{3} \quad m_{\overline{ST}} = \frac{5 - 2}{4 - 8} = \frac{3}{-4} = -\frac{3}{4} \quad \text{Slopes are opposite reciprocals, so lines form a right angle.}$$

PTS: 2 REF: 011618geo TOP: Triangles in the Coordinate Plane

443 ANS: 3

$$\frac{AB}{BC} = \frac{DE}{EF}$$

$$\frac{9}{15} = \frac{6}{10}$$

$$90 = 90$$

PTS: 2 REF: 061515geo TOP: Similarity KEY: basic

444 ANS: 2

$$\frac{4}{3} \pi \cdot 4^3 + 0.075 \approx 20$$

PTS: 2 REF: 011619geo TOP: Density

445 ANS: 1

Alternate interior angles

PTS: 2 REF: 061517geo TOP: Lines and Angles

446 ANS: 4

KEY: grids

PTS: 2 REF: 081609geo TOP: Compositions of Transformations

447 ANS: 2

$$C = \pi d \quad V = \pi \left( \frac{2.25}{\pi} \right)^2 \cdot 8 \approx 12.8916 \quad W = 12.8916 \cdot 752 \approx 9694$$

$$4.5 = \pi d$$

$$\frac{4.5}{\pi} = d$$

$$\frac{2.25}{\pi} = r$$

PTS: 2 REF: 081617geo TOP: Density

448 ANS: 2 PTS: 2 REF: 081513geo TOP: Identifying Transformations

KEY: graphics

449 ANS: 1

1) opposite sides; 2) adjacent sides; 3) perpendicular diagonals; 4) diagonal bisects angle

PTS: 2 REF: 061609geo TOP: Special Quadrilaterals

450 ANS: 1 PTS: 2 REF: 081605geo TOP: Rotations

KEY: grids

451 ANS: 1 PTS: 2 REF: 011606geo TOP: Lines and Angles

452 ANS: 4 PTS: 2 REF: 061512geo TOP: Cofunctions

453 ANS: 2 PTS: 2 REF: 081619geo TOP: Sectors

454 ANS: 4 PTS: 2 REF: 061606geo TOP: Volume

KEY: compositions

455 ANS: 3

$$\cos A = \frac{9}{14}$$

$$A \approx 50^\circ$$

PTS: 2 REF: 011616geo TOP: Using Trigonometry to Find an Angle

456 ANS: 4

$$\sqrt{(32-8)^2 + (28-(-4))^2} = \sqrt{576 + 1024} = \sqrt{1600} = 40$$

PTS: 2 REF: 081621geo TOP: Line Dilations

457 ANS: 4

$$\frac{1}{2} = \frac{x+3}{3x-1} \quad GR = 3(7) - 1 = 20$$

$$3x - 1 = 2x + 6$$

$$x = 7$$

PTS: 2 REF: 011620geo TOP: Similarity KEY: basic

458 ANS: 2

$$14 \times 16 \times 10 = 2240 \quad \frac{2240 - 1680}{2240} = 0.25$$

PTS: 2 REF: 011604geo TOP: Volume KEY: prisms

459 ANS: 3

$$\frac{x}{10} = \frac{6}{4} \quad \overline{CD} = 15 - 4 = 11$$

$$x = 15$$

PTS: 2 REF: 081612geo TOP: Similarity KEY: basic

460 ANS: 4 PTS: 2 REF: 061502geo TOP: Identifying Transformations  
KEY: basic461 ANS: 3 PTS: 2 REF: 011621geo TOP: Chords, Secants and Tangents  
KEY: inscribed462 ANS: 3 PTS: 2 REF: 011605geo  
TOP: Analytical Representations of Transformations KEY: basic

463 ANS: 4 PTS: 2 REF: 011609geo TOP: Cofunctions

464 ANS: 2

$$\sqrt{3 \cdot 21} = \sqrt{63} = 3\sqrt{7}$$

PTS: 2 REF: 011622geo TOP: Similarity KEY: altitude

465 ANS: 3 PTS: 2 REF: 061524geo TOP: Triangle Congruency

466 ANS: 3 PTS: 2 REF: 081613geo  
TOP: Cross-Sections of Three-Dimensional Objects

467 ANS: 1

$$m_{\overline{TA}} = -1 \quad y = mx + b$$

$$m_{\overline{EM}} = 1 \quad 1 = 1(2) + b$$

$$-1 = b$$

PTS: 2 REF: 081614geo TOP: Quadrilaterals in the Coordinate Plane

KEY: general

468 ANS: 2

$$x^2 = 4 \cdot 10$$

$$x = \sqrt{40}$$

$$x = 2\sqrt{10}$$

PTS: 2 REF: 081610geo TOP: Similarity KEY: leg

469 ANS: 1 PTS: 2 REF: 081603geo TOP: Rotations of Two-Dimensional Objects

470 ANS: 2

$$\frac{12}{4} = \frac{36}{x}$$

$$12x = 144$$

$$x = 12$$

PTS: 2 REF: 061621geo TOP: Side Splitter Theorem

471 ANS: 4 PTS: 2 REF: 061501geo TOP: Rotations of Two-Dimensional Objects

472 ANS: 4 PTS: 2 REF: 061615geo TOP: Trigonometric Ratios

473 ANS: 1 PTS: 2 REF: 061508geo TOP: Chords, Secants and Tangents

KEY: inscribed

474 ANS: 4 PTS: 2 REF: 081506geo TOP: Dilations

475 ANS: 1 PTS: 2 REF: 081504geo TOP: Cofunctions

476 ANS: 2 PTS: 2 REF: 011610geo TOP: Line Dilations

477 ANS: 3

$$1) \frac{12}{9} = \frac{4}{3} \quad 2) \text{AA} \quad 3) \frac{32}{16} \neq \frac{8}{2} \quad 4) \text{SAS}$$

PTS: 2 REF: 061605geo TOP: Similarity KEY: basic

478 ANS: 4

$$x = -6 + \frac{1}{6}(6 - -6) = -6 + 2 = -4 \quad y = -2 + \frac{1}{6}(7 - -2) = -2 + \frac{9}{6} = -\frac{1}{2}$$

PTS: 2 REF: 081618geo TOP: Directed Line Segments

479 ANS: 4

$$\frac{7}{12} \cdot 30 = 17.5$$

PTS: 2 REF: 061521geo TOP: Similarity KEY: perimeter and area

480 ANS: 1

The other statements are true only if  $\overline{AD} \perp \overline{BC}$ .

PTS: 2 REF: 081623geo TOP: Chords, Secants and Tangents

KEY: inscribed

481 ANS: 2

$$6 + 6\sqrt{3} + 6 + 6\sqrt{3} \approx 32.8$$

PTS: 2 REF: 011709geo TOP: 30-60-90 Triangles

482 ANS: 1

$$180 - (68 \cdot 2)$$

PTS: 2 REF: 081624geo TOP: Interior and Exterior Angles of Polygons



483 ANS: 2

$$\frac{11}{1.2 \text{ oz}} \left( \frac{16 \text{ oz}}{1 \text{ lb}} \right) = \frac{13.\bar{3}1}{\text{lb}} \frac{13.\bar{3}1}{\text{lb}} \left( \frac{1 \text{ g}}{3.7851} \right) \approx \frac{3.5 \text{ g}}{1 \text{ lb}}$$

PTS: 2 REF: 061618geo TOP: Density

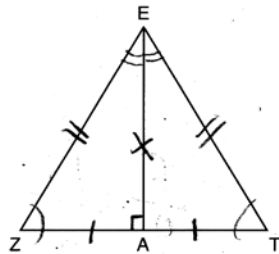
484 ANS: 2 PTS: 2 REF: 061603geo TOP: Equations of Circles

KEY: find center and radius | completing the square

485 ANS: 2 PTS: 2 REF: 081519geo TOP: Similarity

KEY: basic

486 ANS: 2



PTS: 2 REF: 061619geo TOP: Triangle Proofs

487 ANS: 2

$$s^2 + s^2 = 7^2$$

$$2s^2 = 49$$

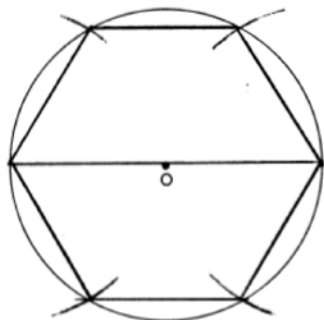
$$s^2 = 24.5$$

$$s \approx 4.9$$

PTS: 2 REF: 081511geo TOP: Inscribed Quadrilaterals

## Geometry 2 Point Regents Exam Questions Answer Section

488 ANS:

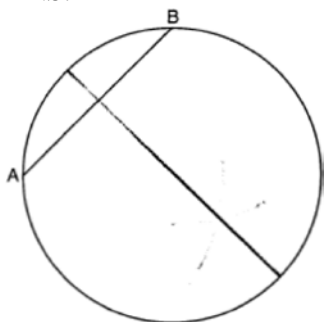


PTS: 2

REF: 081728geo

TOP: Constructions

489 ANS:



PTS: 2

REF: 081825geo

TOP: Constructions

KEY: parallel and perpendicular lines

490 ANS:

$$\frac{40}{360} \cdot \pi(4.5)^2 = 2.25\pi$$

PTS: 2

REF: 061726geo

TOP: Sectors

491 ANS:

Translate  $\triangle ABC$  along  $\overline{CF}$  such that point  $C$  maps onto point  $F$ , resulting in image  $\triangle A'B'C'$ . Then reflect  $\triangle A'B'C'$  over  $\overline{DF}$  such that  $\triangle A'B'C'$  maps onto  $\triangle DEF$ .

or

Reflect  $\triangle ABC$  over the perpendicular bisector of  $\overline{EB}$  such that  $\triangle ABC$  maps onto  $\triangle DEF$ .

PTS: 2

REF: fall1408geo

TOP: Triangle Congruency

492 ANS:

$$\frac{1}{2}(5)(L)(4) = 70$$

$$10L = 70$$

$$L = 7$$

PTS: 2 REF: 012330geo TOP: Volume KEY: prisms

493 ANS:

Yes, because  $28^\circ$  and  $62^\circ$  angles are complementary. The sine of an angle equals the cosine of its complement.

PTS: 2 REF: 011727geo TOP: Cofunctions

494 ANS:

 $s = \theta \cdot r \quad s = \theta \cdot r$  Yes, both angles are equal.

$$\pi = A \cdot 4 \quad \frac{13\pi}{8} = B \cdot 6.5$$

$$\frac{\pi}{4} = A \quad \frac{\pi}{4} = B$$

PTS: 2 REF: 061629geo TOP: Arc Length KEY: arc length

495 ANS:

$$\frac{40000}{\pi \left( \frac{51}{2} \right)^2} \approx 19.6 \quad \frac{72000}{\pi \left( \frac{75}{2} \right)^2} \approx 16.3 \text{ Dish A}$$

PTS: 2 REF: 011630geo TOP: Density

496 ANS:

$$\sin 75 = \frac{15}{x}$$

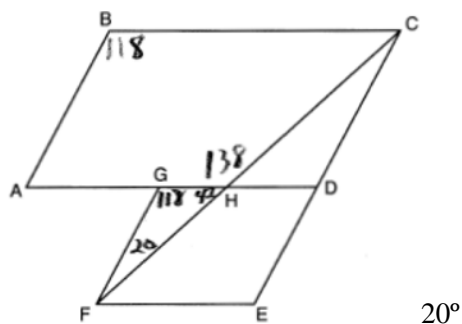
$$x = \frac{15}{\sin 75}$$

$$x \approx 15.5$$

PTS: 2 REF: 081631geo TOP: Using Trigonometry to Find a Side

KEY: graphics

497 ANS:



PTS: 2 REF: 011926geo TOP: Interior and Exterior Angles of Polygons

498 ANS:

$$\frac{6}{14} = \frac{9}{21} \text{ SAS}$$

$$126 = 126$$

PTS: 2 REF: 081529geo TOP: Similarity KEY: basic

499 ANS:

Reflection across the y-axis, then translation up 5.

PTS: 2 REF: 061827geo TOP: Compositions of Transformations  
KEY: identify

500 ANS:

Yes, as translations do not change angle measurements.

PTS: 2 REF: 061825geo TOP: Properties of Transformations  
KEY: basic

501 ANS:

$$\frac{2}{5} \cdot (16 - 1) = 6 \quad \frac{2}{5} \cdot (14 - 4) = 4 \quad (1 + 6, 4 + 4) = (7, 8)$$

PTS: 2 REF: 081531geo TOP: Directed Line Segments

502 ANS:

$$500 \times 1015 \text{ cc} \times \frac{\$0.29}{\text{kg}} \times \frac{7.95 \text{ g}}{\text{cc}} \times \frac{1 \text{ kg}}{1000 \text{ g}} = \$1170$$

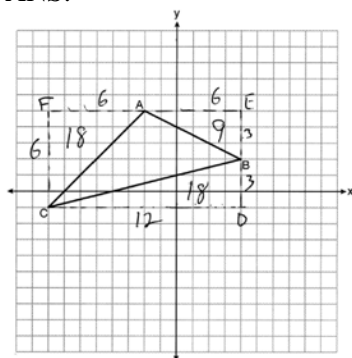
PTS: 2 REF: 011829geo TOP: Density

503 ANS:

Yes. The triangles are congruent because of SSS  $(5^2 + 12^2 = 13^2)$ . All congruent triangles are similar.

PTS: 2 REF: 061830geo TOP: Triangle Congruency

504 ANS:



$$6 \times 12 - \frac{1}{2}(12 \times 3) - \frac{1}{2}(6 \times 6) - \frac{1}{2}(6 \times 3) = 27$$

PTS: 2 REF: 012331geo TOP: Polygons in the Coordinate Plane

505 ANS:

$$\cos 14 = \frac{5 - 1.2}{x}$$

$$x \approx 3.92$$

PTS: 2 REF: 082228geo TOP: Using Trigonometry to Find a Side

506 ANS:

Opposite angles in a parallelogram are congruent, so  $m\angle O = 118^\circ$ . The interior angles of a triangle equal  $180^\circ$ .  
 $180 - (118 + 22) = 40$ .

PTS: 2 REF: 061526geo TOP: Interior and Exterior Angles of Polygons

507 ANS:

Yes. The sequence of transformations consists of a reflection and a translation, which are isometries which preserve distance and congruency.

PTS: 2 REF: 011628geo TOP: Triangle Congruency

508 ANS:

$$\frac{-2 - -4}{-3 - 4} = \frac{2}{-7}; y - 2 = -\frac{2}{7}(x - 3)$$

PTS: 2 REF: 062331geo TOP: Triangles in the Coordinate Plane

509 ANS:

$$\frac{137.8}{6^3} \approx 0.638 \text{ Ash}$$

PTS: 2 REF: 081525geo TOP: Density

510 ANS:

Triangle  $X'Y'Z$  is the image of  $\triangle XYZ$  after a rotation about point  $Z$  such that  $\overline{ZX}$  coincides with  $\overline{ZU}$ . Since rotations preserve angle measure,  $\overline{ZY}$  coincides with  $\overline{ZV}$ , and corresponding angles  $X$  and  $Y$ , after the rotation, remain congruent, so  $\overline{XY} \parallel \overline{UV}$ . Then, dilate  $\triangle X'Y'Z$  by a scale factor of  $\frac{ZU}{ZX}$  with its center at point  $Z$ . Since dilations preserve parallelism,  $\overline{X'Y'}$  maps onto  $\overline{UV}$ . Therefore,  $\triangle XYZ \sim \triangle UVZ$ .

PTS: 2 REF: spr1406geo TOP: Compositions of Transformations

KEY: grids

511 ANS:

$$29.5 = 2\pi r \quad V = \frac{4}{3}\pi \cdot \left(\frac{29.5}{2\pi}\right)^3 \approx 434$$

$$r = \frac{29.5}{2\pi}$$

PTS: 2 REF: 061831geo TOP: Volume KEY: spheres

512 ANS:

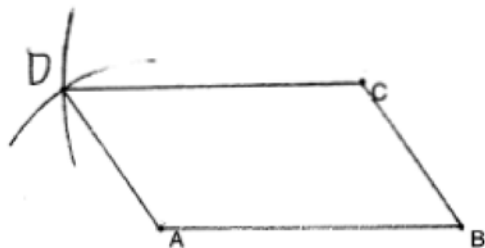
$$10 \cdot 6 = 15x$$

$$x = 4$$

PTS: 2 REF: 061828geo TOP: Chords, Secants and Tangents

KEY: secants drawn from common point, length

513 ANS:



PTS: 2 REF: 011929geo TOP: Constructions

KEY: equilateral triangles

514 ANS:

$$6^2 = 2(x+2); \quad 16+2 = 18$$

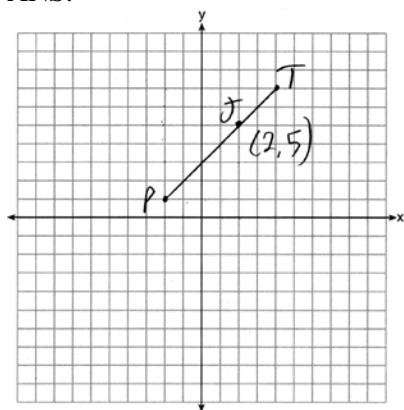
$$36 = 2x + 4$$

$$32 = 2x$$

$$16 = x$$

PTS: 2 REF: 062330geo TOP: Similarity KEY: leg

515 ANS:



$$x = \frac{2}{3}(4 - -2) = 4 \quad -2 + 4 = 2 \quad J(2, 5)$$

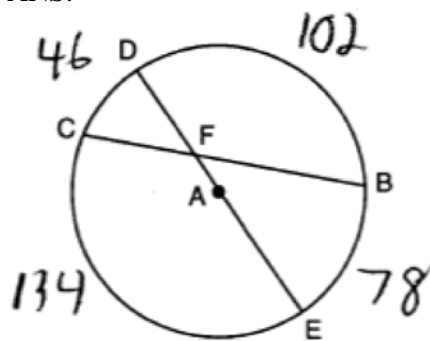
$$y = \frac{2}{3}(7 - 1) = 4 \quad 1 + 4 = 5$$

PTS: 2

REF: 011627geo

TOP: Directed Line Segments

516 ANS:



$$\frac{134 + 102}{2} = 118$$

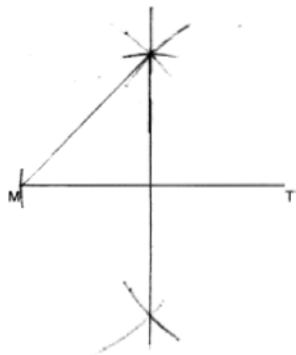
PTS: 2

REF: 081827geo

TOP: Chords, Secants and Tangents

KEY: intersecting chords, angle

517 ANS:



PTS: 2

REF: 012029geo

TOP: Constructions

KEY: parallel and perpendicular lines

518 ANS:

$$\cos 68 = \frac{10}{x}$$

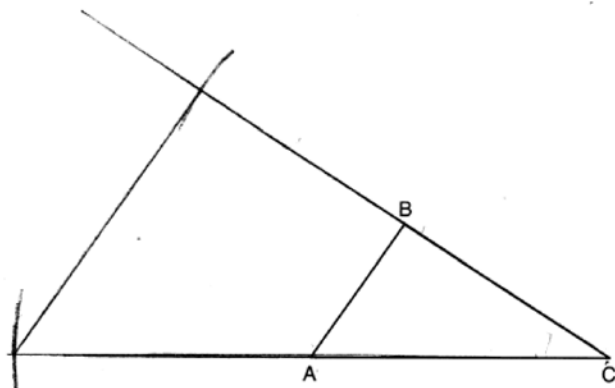
$$x \approx 27$$

PTS: 2

REF: 061927geo

TOP: Using Trigonometry to Find a Side

519 ANS:



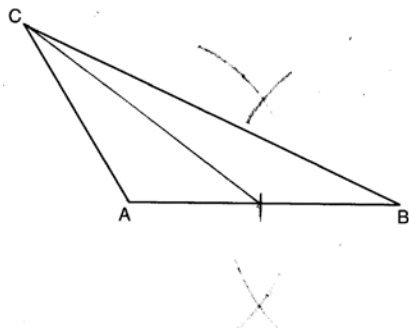
PTS: 2

REF: 082227geo

TOP: Constructions

KEY: congruent and similar figures

520 ANS:



PTS: 2

REF: 081628geo

TOP: Constructions

KEY: line bisector

521 ANS:

$$\cos W = \frac{6}{18}$$

$$W \approx 71$$

PTS: 2

REF: 011831geo

TOP: Using Trigonometry to Find an Angle

522 ANS:

Parallelogram  $ABCD$  with diagonal  $\overline{AC}$  drawn (given).  $\overline{AC} \cong \overline{AC}$  (reflexive property).  $\overline{AD} \cong \overline{CB}$  and  $\overline{BA} \cong \overline{DC}$  (opposite sides of a parallelogram are congruent).  $\triangle ABC \cong \triangle CDA$  (SSS).

PTS: 2

REF: 011825geo

TOP: Quadrilateral Proofs



523 ANS:

Yes.  $\angle A \cong \angle X$ ,  $\angle C \cong \angle Z$ ,  $\overline{AC} \cong \overline{XZ}$  after a sequence of rigid motions which preserve distance and angle measure, so  $\triangle ABC \cong \triangle XYZ$  by ASA.  $\overline{BC} \cong \overline{YZ}$  by CPCTC.

PTS: 2 REF: 081730geo TOP: Triangle Congruency

524 ANS:

Circle  $A$  can be mapped onto circle  $B$  by first translating circle  $A$  along vector  $\overline{AB}$  such that  $A$  maps onto  $B$ , and then dilating circle  $A$ , centered at  $A$ , by a scale factor of  $\frac{5}{3}$ . Since there exists a sequence of transformations that maps circle  $A$  onto circle  $B$ , circle  $A$  is similar to circle  $B$ .

PTS: 2 REF: spr1404geo TOP: Similarity Proofs

525 ANS:

$\triangle MNO$  is congruent to  $\triangle PNO$  by SAS. Since  $\triangle MNO \cong \triangle PNO$ , then  $\overline{MO} \cong \overline{PO}$  by CPCTC. So  $\overline{NO}$  must divide  $\overline{MP}$  in half, and  $MO = 8$ .

PTS: 2 REF: fall1405geo TOP: Medians, Altitudes and Bisectors

526 ANS:

$T_{0,5} \circ r_{y\text{-axis}}$

PTS: 2 REF: 082225geo TOP: Compositions of Transformations

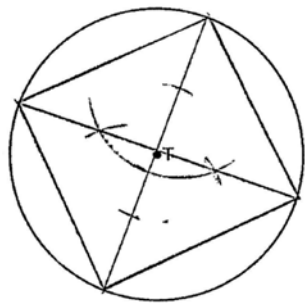
KEY: identify

527 ANS:

$$\frac{80}{360} \cdot \pi(6.4)^2 \approx 29$$

PTS: 2 REF: 062328geo TOP: Sectors

528 ANS:



PTS: 2 REF: 061525geo TOP: Constructions

529 ANS:

$$\frac{3.75}{5} = \frac{4.5}{6} \quad \overline{AB} \text{ is parallel to } \overline{CD} \text{ because } \overline{AB} \text{ divides the sides proportionately.}$$

$$39.375 = 39.375$$

PTS: 2 REF: 061627geo TOP: Side Splitter Theorem

530 ANS:

$$R_{90^\circ} \text{ or } T_{2,-6} \circ R_{(-4,2),90^\circ} \text{ or } R_{270^\circ} \circ r_{x\text{-axis}} \circ r_{y\text{-axis}}$$

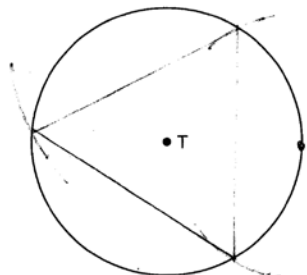
PTS: 2

REF: 061929geo

TOP: Compositions of Transformations

KEY: identify

531 ANS:



PTS: 2

REF: 081526geo

TOP: Constructions

532 ANS:

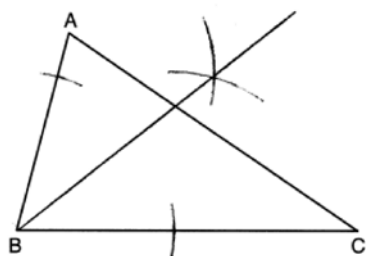
No, because dilations do not preserve distance.

PTS: 2

REF: 061925geo

TOP: Dilations

533 ANS:



PTS: 2

REF: 012325geo

TOP: Constructions

KEY: angle bisector

534 ANS:

$$A(-2, 1) \rightarrow (-3, -1) \rightarrow (-6, -2) \rightarrow (-5, 0), B(0, 5) \rightarrow (-1, 3) \rightarrow (-2, 6) \rightarrow (-1, 8),$$

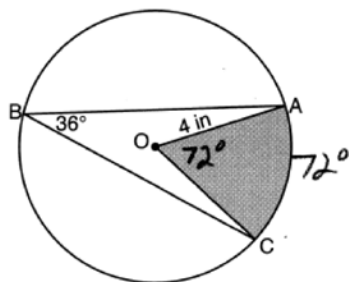
$$C(4, -1) \rightarrow (3, -3) \rightarrow (6, -6) \rightarrow (7, -4)$$

PTS: 2

REF: 061826geo

TOP: Dilations

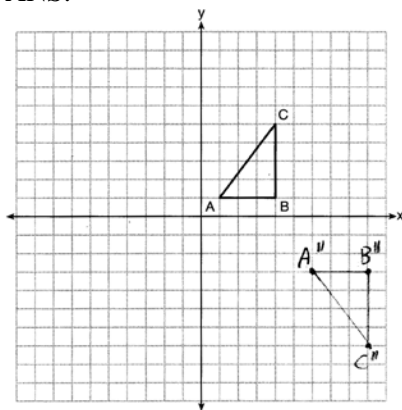
535 ANS:



$$\left(\frac{72}{360}\right)\pi(4)^2 \approx 10.1$$

PTS: 2 REF: 082231geo TOP: Sectors

536 ANS:



PTS: 2 REF: 081626geo TOP: Compositions of Transformations

KEY: grids

537 ANS:

Each quarter in both stacks has the same base area. Therefore, each corresponding cross-section of the stacks will have the same area. Since the two stacks of quarters have the same height of 23 quarters, the two volumes must be the same.

PTS: 2 REF: spr1405geo TOP: Volume

538 ANS:

The transformation is a rotation, which is a rigid motion.

PTS: 2 REF: 081530geo TOP: Triangle Congruency

539 ANS:

$73 + R = 90$  Equal cofunctions are complementary.

$$R = 17$$

PTS: 2 REF: 061628geo TOP: Cofunctions

540 ANS:

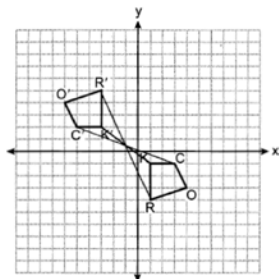
No. The midpoint of  $\overline{DF}$  is  $\left(\frac{1+4}{2}, \frac{-1+2}{2}\right) = (2.5, 0.5)$ . A median from point  $E$  must pass through the midpoint.

PTS: 2

REF: 011930geo

TOP: Triangles in the Coordinate Plane

541 ANS:



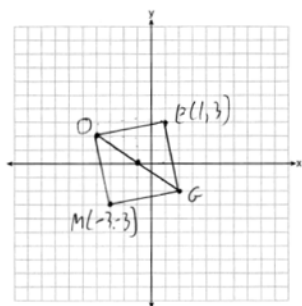
Rotate  $180^\circ$  about  $\left(-1, \frac{1}{2}\right)$ .

PTS: 2

REF: 082325geo

TOP: Compositions of Transformations

542 ANS:



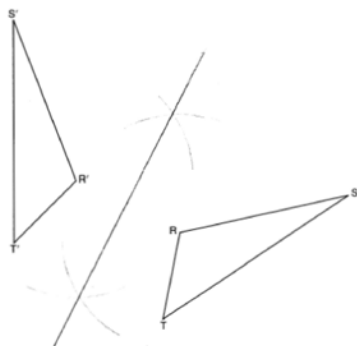
PTS: 2

REF: 011731geo

TOP: Quadrilaterals in the Coordinate Plane

KEY: grids

543 ANS:



PTS: 2

REF: 011725geo

TOP: Constructions

KEY: line bisector

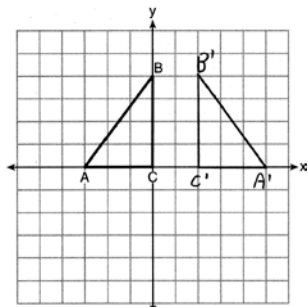
544 ANS:

$$R_{180^\circ} \text{ about } \left(-\frac{1}{2}, \frac{1}{2}\right)$$

PTS: 2 REF: 081727geo TOP: Compositions of Transformations

KEY: identify

545 ANS:



PTS: 2 REF: 011625geo TOP: Reflections KEY: grids

546 ANS:

$$4 + \frac{4}{9}(22 - 4) \quad 2 + \frac{4}{9}(2 - 2) \quad (12, 2)$$

$$4 + \frac{4}{9}(18) \quad 2 + \frac{4}{9}(0)$$

$$4 + 8 \quad 2 + 0$$

$$12 \quad 2$$

PTS: 2 REF: 061626geo TOP: Directed Line Segments

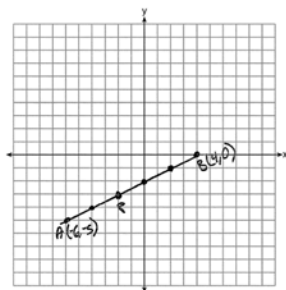
547 ANS:

Rotate  $\triangle ABC$  clockwise about point  $C$  until  $\overline{DF} \parallel \overline{AC}$ . Translate  $\triangle ABC$  along  $\overline{CF}$  so that  $C$  maps onto  $F$ .

PTS: 2 REF: 061730geo TOP: Compositions of Transformations

KEY: identify

548 ANS:



$$-6 + \frac{2}{5}(4 - -6) \quad -5 + \frac{2}{5}(0 - -5) \quad (-2, -3)$$

$$-6 + \frac{2}{5}(10) \quad -5 + \frac{2}{5}(5)$$

$$-6 + 4 \quad -5 + 2$$

$$-2 \quad -3$$

PTS: 2

REF: 061527geo

TOP: Directed Line Segments

549 ANS:

$$\frac{124 - 56}{2} = 34$$

PTS: 2

REF: 081930geo

TOP: Chords, Secants and Tangents

KEY: secant and tangent drawn from common point, angle

550 ANS:

$$2 \left( \frac{36}{12} \times \frac{36}{12} \times \frac{4}{12} \right) \times 3.25 = 19.50$$

PTS: 2

REF: 081831geo

TOP: Volume

KEY: prisms

551 ANS:

$$\frac{360}{6} = 60$$

PTS: 2

REF: 081627geo

TOP: Mapping a Polygon onto Itself

552 ANS:

No, The line  $4x + 3y = 24$  passes through the center of dilation, so the dilated line is not distinct.

$$4x + 3y = 24$$

$$3y = -4x + 24$$

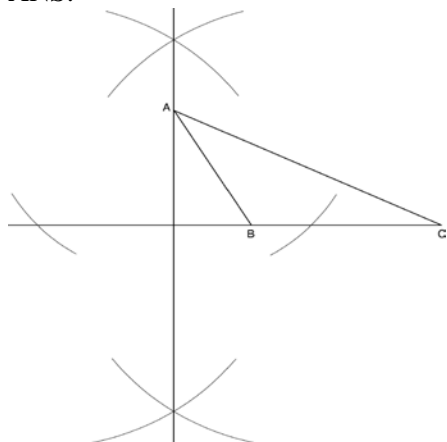
$$y = -\frac{4}{3}x + 8$$

PTS: 2

REF: 081830geo

TOP: Line Dilations

553 ANS:



PTS: 2 REF: fall1409geo TOP: Constructions

KEY: parallel and perpendicular lines

554 ANS:

$$\frac{Q}{360}(\pi)(25^2) = (\pi)(25^2) - 500\pi$$

$$Q = \frac{125\pi(360)}{625\pi}$$

$$Q = 72$$

PTS: 2 REF: 011828geo TOP: Sectors

555 ANS:

$$5x - 14 = 3x + 10$$

$$2x = 24$$

$$x = 12$$

PTS: 2 REF: 082326geo TOP: Isosceles Triangle Theorem

556 ANS:

If an altitude is drawn to the hypotenuse of a triangle, it divides the triangle into two right triangles similar to each other and the original triangle.

PTS: 2 REF: 061729geo TOP: Similarity KEY: altitude

557 ANS:

$$\text{Yes. } (x-1)^2 + (y+2)^2 = 4^2$$

$$(3.4-1)^2 + (1.2+2)^2 = 16$$

$$5.76 + 10.24 = 16$$

$$16 = 16$$

PTS: 2 REF: 081630geo TOP: Circles in the Coordinate Plane

558 ANS:

$$\ell: y = 3x - 4$$

$$m: y = 3x - 8$$

PTS: 2 REF: 011631geo TOP: Line Dilations

559 ANS:

$4x - .07 = 2x + .01$   $\sin A$  is the ratio of the opposite side and the hypotenuse while  $\cos B$  is the ratio of the adjacent

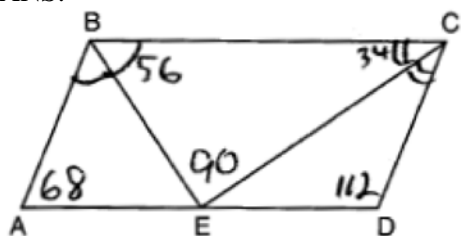
$$2x = 0.8$$

$$x = 0.4$$

side and the hypotenuse. The side opposite angle  $A$  is the same side as the side adjacent to angle  $B$ . Therefore,  $\sin A = \cos B$ .

PTS: 2 REF: fall1407geo TOP: Cofunctions

560 ANS:



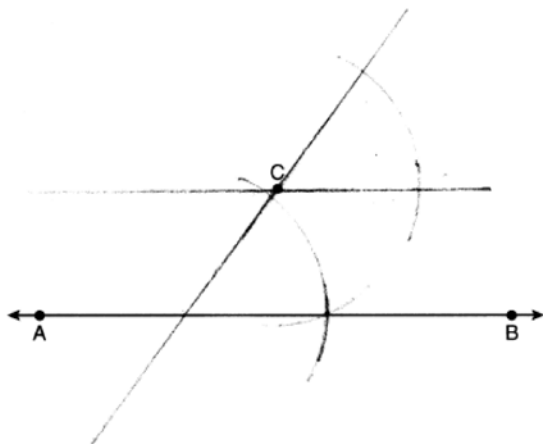
PTS: 2 REF: 081826geo TOP: Parallelograms

561 ANS:

$$100 \times \frac{1}{2} \times \frac{4}{3} \times \pi \times 2.8^3 \approx 4598$$

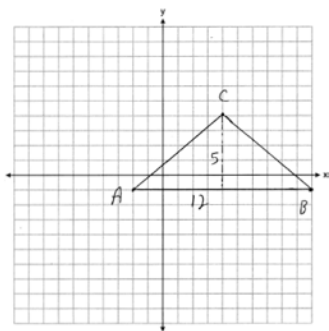
PTS: 2 REF: 062229geo TOP: Volume KEY: spheres

562 ANS:

PTS: 2 REF: 062231geo TOP: Constructions  
KEY: parallel and perpendicular lines



563 ANS:



$$\frac{1}{2}(5)(12) = 30$$

PTS: 2 REF: 081928geo TOP: Polygons in the Coordinate Plane

564 ANS:

$$T_{6,0} \circ r_{x\text{-axis}}$$

PTS: 2 REF: 061625geo TOP: Compositions of Transformations

KEY: identify

565 ANS:

$$x^2 + 6x + 9 + y^2 - 6y + 9 = 63 + 9 + 9 \quad (-3, 3); r = 9$$

$$(x + 3)^2 + (y - 3)^2 = 81$$

PTS: 2 REF: 062230geo TOP: Equations of Circles

KEY: completing the square

566 ANS:

Nathan, because a line dilated through a point on the line results in the same line.

PTS: 2 REF: 082331geo TOP: Line Dilations

567 ANS:

 $T_{4,-4}$ , followed by a  $90^\circ$  clockwise rotation about point  $D$ .

PTS: 2 REF: 062326geo TOP: Compositions of Transformations

568 ANS:

Yes.  $\triangle ABC$  and  $\triangle DEF$  are both 5-12-13 triangles and therefore congruent by SSS. All congruent triangles are similar.

PTS: 2 REF: 012329geo TOP: Triangle Proofs

KEY: statements

569 ANS:

$$4x \cdot x = 8^2 \quad 4 + 4(4) = 20$$

$$4x^2 = 64$$

$$x^2 = 16$$

$$x = 4$$

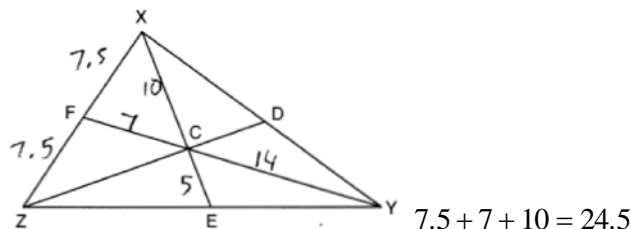
PTS: 2 REF: 082330geo TOP: Similarity KEY: leg

570 ANS:

$$\frac{5\pi(2)^2 + 5(6)(4)}{25} \approx 7.3 \text{ 8 cans}$$

PTS: 2 REF: 082328geo TOP: Compositions of Polygons and Circles  
KEY: area

571 ANS:



PTS: 2 REF: 012030geo STA: G.G.43  
TOP: Centroid, Orthocenter, Incenter and Circumcenter

572 ANS:

$$\sin 70 = \frac{30}{L}$$

$$L \approx 32$$

PTS: 2 REF: 011629geo TOP: Using Trigonometry to Find a Side  
KEY: graphics

573 ANS:

Parallelogram  $ABCD$ , diagonals  $\overline{AC}$  and  $\overline{BD}$  intersect at  $E$  (given).  $\overline{DC} \parallel \overline{AB}$ ;  $\overline{DA} \parallel \overline{CB}$  (opposite sides of a parallelogram are parallel).  $\angle ACD \cong \angle CAB$  (alternate interior angles formed by parallel lines and a transversal are congruent).

PTS: 2 REF: 081528geo TOP: Quadrilateral Proofs

574 ANS:

Yes. The bases of the cylinders have the same area and the cylinders have the same height.

PTS: 2 REF: 081725geo TOP: Volume

575 ANS:

$$17x = 15^2$$

$$17x = 225$$

$$x \approx 13.2$$

PTS: 2 REF: 061930geo TOP: Similarity KEY: leg

576 ANS:

$M = 180 - (47 + 57) = 76$  Rotations do not change angle measurements.

PTS: 2 REF: 081629geo TOP: Properties of Transformations

577 ANS:

No, the weight of the bricks is greater than 900 kg.  $500 \times (5.1 \text{ cm} \times 10.2 \text{ cm} \times 20.3 \text{ cm}) = 528,003 \text{ cm}^3$ .

$$528,003 \text{ cm}^3 \times \frac{1 \text{ m}^3}{1000000 \text{ cm}^3} = 0.528003 \text{ m}^3. \quad \frac{1920 \text{ kg}}{\text{m}^3} \times 0.528003 \text{ m}^3 \approx 1013 \text{ kg}.$$

PTS: 2 REF: fall1406geo TOP: Density

578 ANS:

$$2 \times (90 \times 10) + (\pi)(30^2) - (\pi)(20^2) \approx 3371$$

PTS: 2 REF: 011931geo TOP: Compositions of Polygons and Circles

KEY: area

579 ANS:

$$r_{y=2} \circ r_{y\text{-axis}}$$

PTS: 2 REF: 081927geo TOP: Compositions of Transformations

KEY: identify

580 ANS:

$$T_{0,-2} \circ r_{y\text{-axis}}$$

PTS: 2 REF: 011726geo TOP: Compositions of Transformations

KEY: identify

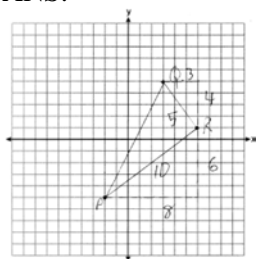
581 ANS:

Reflections preserve distance and angle measure.

PTS: 2 REF: 062228geo TOP: Properties of Transformations

KEY: graphics

582 ANS:



$$\frac{1}{2}(5)(10) = 25$$

PTS: 2 REF: 061926geo TOP: Polygons in the Coordinate Plane

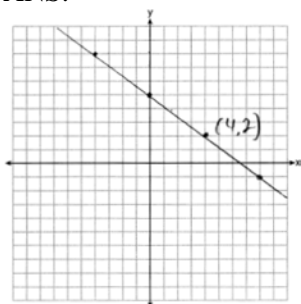
583 ANS:

$30^\circ \triangle CAD$  is an equilateral triangle, so  $\angle CAB = 60^\circ$ . Since  $\overrightarrow{AD}$  is an angle bisector,  $\angle CAD = 30^\circ$ .

PTS: 2 REF: 081929geo TOP: Constructions

KEY: equilateral triangles

584 ANS:



The line is on the center of dilation, so the line does not change.  $p: 3x + 4y = 20$

PTS: 2 REF: 061731geo TOP: Line Dilations

585 ANS:

$$\sin 38 = \frac{24.5}{x}$$

$$x \approx 40$$

PTS: 2 REF: 012026geo TOP: Using Trigonometry to Find a Side

KEY: graphics

586 ANS:

$$\text{If } d = 10, r = 5 \text{ and } h = 12 \quad V = \frac{1}{3} \pi (5^2)(12) = 100\pi$$

PTS: 2 REF: 062227geo TOP: Volume KEY: cones

587 ANS:

$$A = 6^2 \pi = 36\pi \quad 36\pi \cdot \frac{x}{360} = 12\pi$$

$$x = 360 \cdot \frac{12}{36}$$

$$x = 120$$

PTS: 2 REF: 061529geo TOP: Sectors

588 ANS:

$$4x \cdot x = 6^2$$

$$4x^2 = 36$$

$$x^2 = 9$$

$$x = 3$$

PTS: 2 REF: 082229geo TOP: Similarity KEY: leg

589 ANS:

$$\tan^{-1}\left(\frac{4}{12}\right) \approx 18$$

PTS: 2 REF: 012327geo TOP: Using Trigonometry to Find an Angle

590 ANS:

$$\sin 86.03 = \frac{183.27}{x}$$

$$x \approx 183.71$$

PTS: 2

REF: 062225geo

TOP: Using Trigonometry to Find a Side

591 ANS:

$$\sin x = \frac{4.5}{11.75}$$

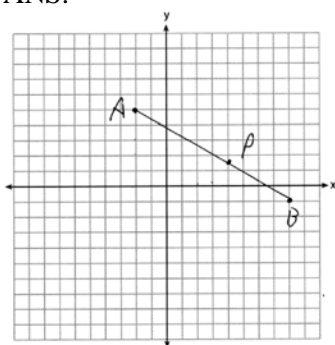
$$x \approx 23$$

PTS: 2

REF: 061528geo

TOP: Using Trigonometry to Find an Angle

592 ANS:



$$x = -2 + \frac{3}{5}(8+2) = -2 + 6 = 4$$

$$y = 5 + \frac{3}{5}(-1-5) = \frac{25}{5} - \frac{18}{5} = \frac{7}{5}$$

PTS: 2

REF: 012328geo

TOP: Directed Line Segments

593 ANS:

$$x^2 = 8 \times 12.5$$

$$x = 10$$

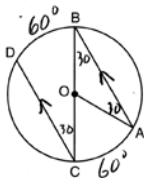
PTS: 2

REF: 012028geo

TOP: Chords, Secants and Tangents

KEY: secant and tangent drawn from common point, length

594 ANS:



$$180 - 2(30) = 120$$

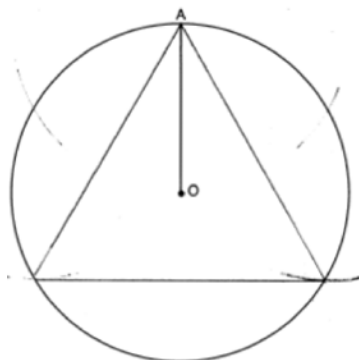
PTS: 2

REF: 011626geo

TOP: Chords, Secants and Tangents

KEY: parallel lines

595 ANS:



PTS: 2 REF: 061931geo TOP: Constructions

596 ANS:

Reflections are rigid motions that preserve distance.

PTS: 2 REF: 061530geo TOP: Triangle Congruency

597 ANS:

 $\cos B$  increases because  $\angle A$  and  $\angle B$  are complementary and  $\sin A = \cos B$ .

PTS: 2 REF: 011827geo TOP: Cofunctions

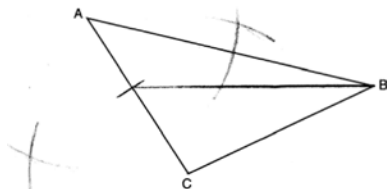
598 ANS:



PTS: 2 REF: 061725geo TOP: Constructions

KEY: parallel and perpendicular lines

599 ANS:



PTS: 2 REF: 061829geo TOP: Constructions

KEY: line bisector

600 ANS:

$$\frac{1}{3} \pi \times 8^2 \times 5 \approx 335.1$$

PTS: 2 REF: 082226geo TOP: Rotations of Two-Dimensional Objects

601 ANS:

$$\frac{152 - 56}{2} = 48$$

PTS: 2 REF: 011728geo TOP: Chords, Secants and Tangents

KEY: secant and tangent drawn from common point, angle

602 ANS:

No. Since  $\overline{BC} = 5$  and  $\overline{ST} = \sqrt{18}$  are not congruent, the two triangles are not congruent. Since rigid motions preserve distance, there is no rigid motion that maps  $\triangle ABC$  onto  $\triangle RST$ .

PTS: 2 REF: 011830geo TOP: Triangle Congruency

603 ANS:

$$180 - 2(25) = 130$$

PTS: 2 REF: 011730geo TOP: Centroid, Orthocenter, Incenter and Circumcenter

604 ANS:

$$\frac{4}{3}\pi \cdot (1)^3 + \frac{4}{3}\pi \cdot (2)^3 + \frac{4}{3}\pi \cdot (3)^3 = \frac{4}{3}\pi + \frac{32}{3}\pi + \frac{108}{3}\pi = 48\pi$$

PTS: 2 REF: 062329geo TOP: Volume KEY: spheres

605 ANS:

$$\frac{121 - x}{2} = 35$$

$$121 - x = 70$$

$$x = 51$$

PTS: 2 REF: 011927geo TOP: Chords, Secants and Tangents

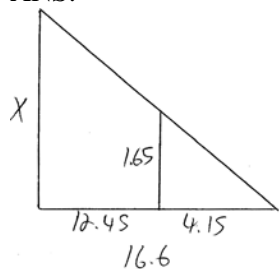
KEY: secants drawn from common point, angle

606 ANS:

$$\frac{2+3}{15} \cdot 360 = 120 \quad \frac{120}{2} = 60$$

PTS: 2 REF: 062226geo TOP: Inscribed Quadrilaterals

607 ANS:



$$\frac{1.65}{4.15} = \frac{x}{16.6}$$

$$4.15x = 27.39$$

$$x = 6.6$$

PTS: 2 REF: 061531geo TOP: Similarity KEY: basic

608 ANS:

$$3y + 7 = 2x \quad y - 6 = \frac{2}{3}(x - 2)$$

$$3y = 2x - 7$$

$$y = \frac{2}{3}x - \frac{7}{3}$$

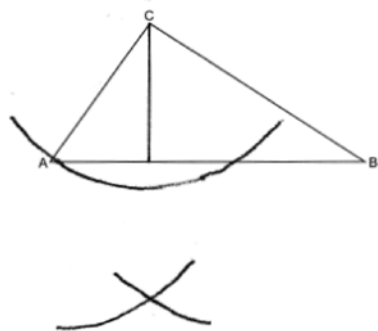
PTS: 2 REF: 011925geo TOP: Parallel and Perpendicular Lines  
KEY: write equation of parallel line

609 ANS:

$$\sqrt[3]{\frac{3V_f}{4\pi}} - \sqrt[3]{\frac{3V_p}{4\pi}} = \sqrt[3]{\frac{3(294)}{4\pi}} - \sqrt[3]{\frac{3(180)}{4\pi}} \approx 0.6$$

PTS: 2 REF: 061728geo TOP: Volume KEY: spheres

610 ANS:

PTS: 2 REF: 062325geo TOP: Constructions  
KEY: parallel and perpendicular lines



611 ANS:

$$\frac{3}{8} \cdot 56 = 21$$

PTS: 2 REF: 081625geo TOP: Chords, Secants and Tangents

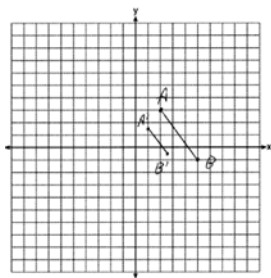
KEY: common tangents

612 ANS:

$\angle D = 46^\circ$  because the angles of a triangle equal  $180^\circ$ .  $\angle B = 46^\circ$  because opposite angles of a parallelogram are congruent.

PTS: 2 REF: 081925geo TOP: Interior and Exterior Angles of Polygons

613 ANS:



$$\sqrt{(2.5 - 1)^2 + (-.5 - 1.5)^2} = \sqrt{2.25 + 4} = 2.5$$

PTS: 2 REF: 081729geo TOP: Line Dilations

614 ANS:

$\overline{GI}$  is parallel to  $\overline{NT}$ , and  $\overline{IN}$  intersects at  $A$  (given);  $\angle I \cong \angle N$ ,  $\angle G \cong \angle T$  (paralleling lines cut by a transversal form congruent alternate interior angles);  $\triangle GIA \sim \triangle TNA$  (AA).

PTS: 2 REF: 011729geo TOP: Similarity Proofs

615 ANS:

$$R_{(-5,2),90^\circ} \circ T_{-3,1} \circ r_{x\text{-axis}}$$

PTS: 2 REF: 011928geo TOP: Compositions of Transformations

KEY: identify

616 ANS:

$$\left(\frac{2.5}{3}\right)(\pi)\left(\frac{8.25}{2}\right)^2(3) \approx 134$$

PTS: 2 REF: 081931geo TOP: Volume KEY: cylinders

617 ANS:

$$\tan 53 = \frac{f}{91}$$

$$f \approx 120.8$$

PTS: 2 REF: 082327geo TOP: Using Trigonometry to Find a Side

618 ANS:

$$\tan x = \frac{10}{4}$$

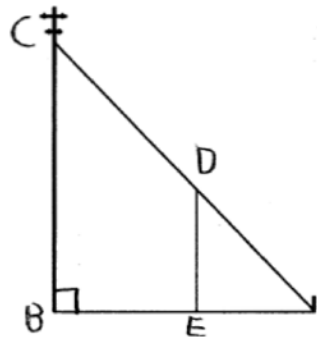
$$x \approx 68$$

PTS: 2

REF: 061630geo

TOP: Using Trigonometry to Find an Angle

619 ANS:



$\triangle ABC \sim \triangle AED$  by AA.  $\angle DAE \cong \angle CAB$  because they are the same  $\angle$ .  
 $\angle DEA \cong \angle CBA$  because they are both right  $\angle$ s.

PTS: 2

REF: 081829geo

TOP: Similarity

KEY: basic

620 ANS:

$$x^2 - 6x + 9 + y^2 + 8y + 16 = 56 + 9 + 16 \quad (3, -4); r = 9$$

$$(x - 3)^2 + (y + 4)^2 = 81$$

PTS: 2

REF: 081731geo

TOP: Equations of Circles

KEY: completing the square

621 ANS:

Rotate  $90^\circ$  clockwise about  $B$  and translate down 4 and right 3.

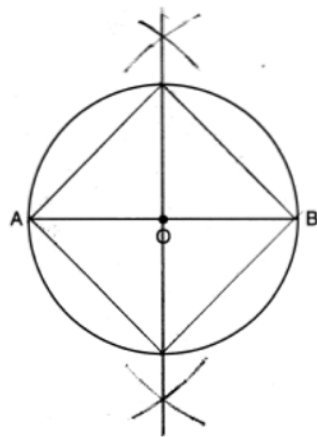
PTS: 2

REF: 012326geo

TOP: Compositions of Transformations

KEY: identify

622 ANS:



PTS: 2

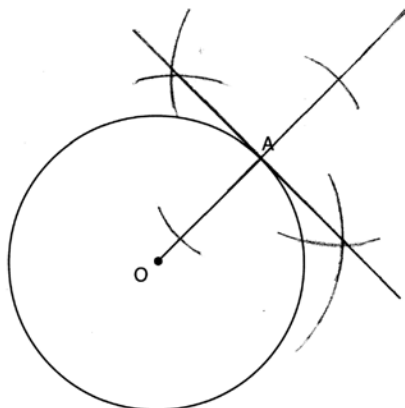
REF: 011826geo

TOP: Constructions

623 ANS:  
The four small triangles are 8-15-17 triangles.  $4 \times 17 = 68$

PTS: 2 REF: 081726geo TOP: Special Quadrilaterals

624 ANS:



PTS: 2 REF: 061631geo TOP: Constructions  
KEY: parallel and perpendicular lines

625 ANS:  
The acute angles in a right triangle are always complementary. The sine of any acute angle is equal to the cosine of its complement.

PTS: 2 REF: spr1407geo TOP: Cofunctions

626 ANS:  
rotation  $180^\circ$  about the origin, translation 2 units down; rotation  $180^\circ$  about  $B$ , translation 6 units down and 6 units left; or reflection over  $x$ -axis, translation 2 units down, reflection over  $y$ -axis

PTS: 2 REF: 081828geo TOP: Compositions of Transformations  
KEY: identify

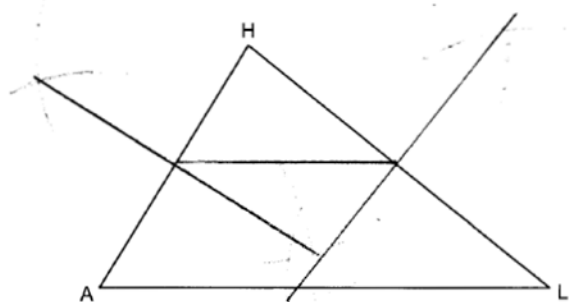
627 ANS:  
 $\angle Q \cong \angle M$   $\angle P \cong \angle N$   $\overline{QP} \cong \overline{MN}$

PTS: 2 REF: 012025geo TOP: Triangle Congruency

628 ANS:  
 $8 \times 3 \times \frac{1}{12} \times 43 = 86$

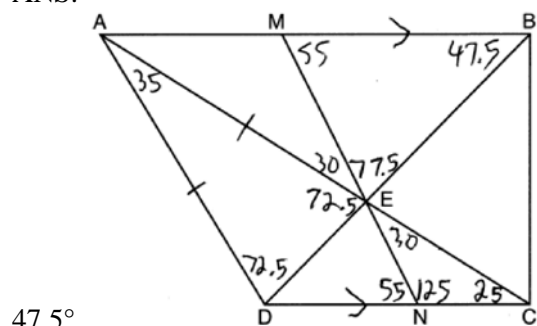
PTS: 2 REF: 012027geo TOP: Density

629 ANS:



PTS: 2 REF: 082329geo TOP: Constructions  
 KEY: line bisector

630 ANS:



PTS: 2 REF: 082230geo TOP: Interior and Exterior Angles of Polygons

631 ANS:

$$m = \frac{5}{4}; m_{\perp} = -\frac{4}{5} \quad y - 12 = -\frac{4}{5}(x - 5)$$

PTS: 2 REF: 012031geo TOP: Parallel and Perpendicular Lines  
 KEY: write equation of perpendicular line

632 ANS:

$$\sin^{-1}\left(\frac{5}{25}\right) \approx 11.5$$

PTS: 2 REF: 081926geo TOP: Using Trigonometry to Find an Angle

633 ANS:

$$\frac{72}{360}(\pi)(10^2) = 20\pi$$

PTS: 2 REF: 061928geo TOP: Sectors

634 ANS:

$$\frac{120}{230} = \frac{x}{315}$$

$$x = 164$$

PTS: 2 REF: 081527geo TOP: Similarity KEY: basic

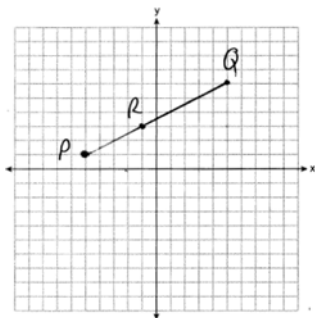
635 ANS:

Each triangular prism has the same base area. Therefore, each corresponding cross-section of the prisms will have the same area. Since the two prisms have the same height of 14, the two volumes must be the same.

PTS: 2

REF: 061727geo TOP: Volume

636 ANS:



$$-5 + \frac{2}{5}(5 - -5) \quad 1 + \frac{2}{5}(6 - 1) \quad (-1, 3)$$

$$-5 + \frac{2}{5}(10) \quad 1 + \frac{2}{5}(5)$$

$$-5 + 4 \quad 1 + 2$$

$$-1 \quad 3$$

PTS: 2

REF: 062327geo TOP: Directed Line Segments

**Geometry 4 Point Regents Exam Questions  
Answer Section**

637 ANS:

$$\tan y = \frac{1.58}{3.74} \quad \tan x = \frac{.41}{3.74} \quad 22.90 - 6.26 = 16.6$$

$$y \approx 22.90 \quad x \approx 6.26$$

PTS: 4 REF: 062232geo TOP: Using Trigonometry to Find an Angle

638 ANS:

$$\frac{\pi \cdot 11.25^2 \cdot 33.5}{231} \approx 57.7$$

PTS: 4 REF: 061632geo TOP: Volume KEY: cylinders

639 ANS:

$$\frac{\left(\frac{180-20}{2}\right)}{360} \times \pi(6)^2 = \frac{80}{360} \times 36\pi = 8\pi$$

PTS: 4 REF: spr1410geo TOP: Sectors

640 ANS:

Circle  $O$ , tangent  $\overline{EC}$  to diameter  $\overline{AC}$ , chord  $\overline{BC} \parallel$  secant  $\overline{ADE}$ , and chord  $\overline{AB}$  (given);  $\angle B$  is a right angle (an angle inscribed in a semi-circle is a right angle);  $\overleftrightarrow{EC} \perp \overleftrightarrow{OC}$  (a radius drawn to a point of tangency is perpendicular to the tangent);  $\angle ECA$  is a right angle (perpendicular lines form right angles);  $\angle B \cong \angle ECA$  (all right angles are congruent);  $\angle BCA \cong \angle CAE$  (the transversal of parallel lines creates congruent alternate interior angles);  $\triangle ABC \sim \triangle ECA$  (AA);  $\frac{BC}{CA} = \frac{AB}{EC}$  (Corresponding sides of similar triangles are in proportion).

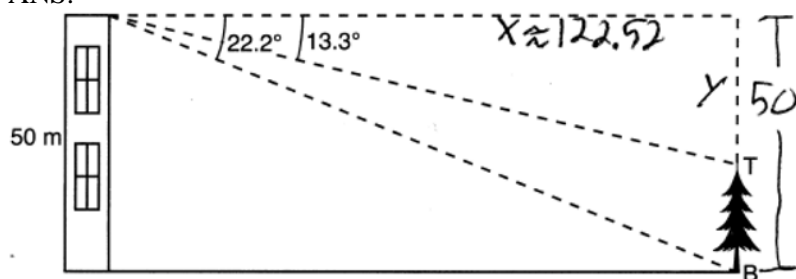
PTS: 4 REF: 081733geo TOP: Circle Proofs

641 ANS:

$$\frac{(3.5)^2(1.5) - (2)^2(1.5)}{.6} \approx 20.6 \quad 21 \text{ bags}$$

PTS: 4 REF: 082332geo TOP: Volume KEY: compositions

642 ANS:



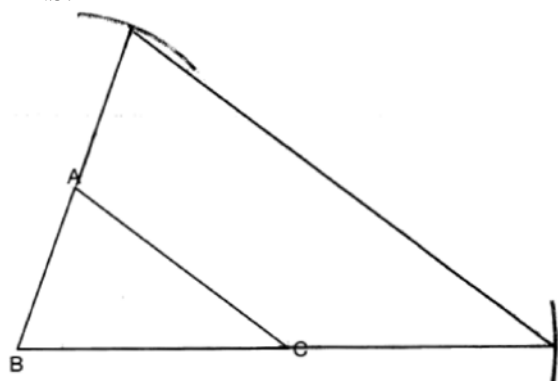
$$\tan 22.2 = \frac{50}{x} \qquad \tan 13.3 = \frac{y}{122.52}$$

$$x \approx 122.52 \qquad y \approx 29$$

$$50 - 29 = 21$$

PTS: 4      REF: 082232geo      TOP: Using Trigonometry to Find a Side  
 KEY: advanced

643 ANS:



Yes, because a dilation preserves angle measure.

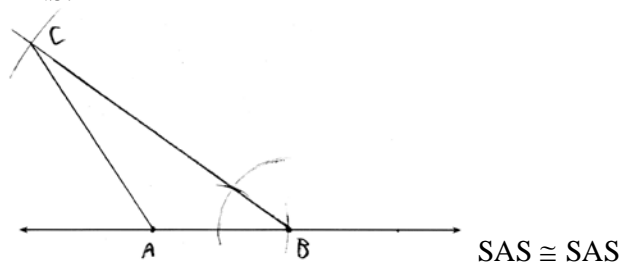
PTS: 4      REF: 081932geo      TOP: Constructions  
 KEY: congruent and similar figures

644 ANS:

Since linear angles are supplementary,  $m\angle GIH = 65^\circ$ . Since  $\overline{GH} \cong \overline{IH}$ ,  $m\angle GHI = 50^\circ (180 - (65 + 65))$ . Since  $\angle EGB \cong \angle GHI$ , the corresponding angles formed by the transversal and lines are congruent and  $\overline{AB} \parallel \overline{CD}$ .

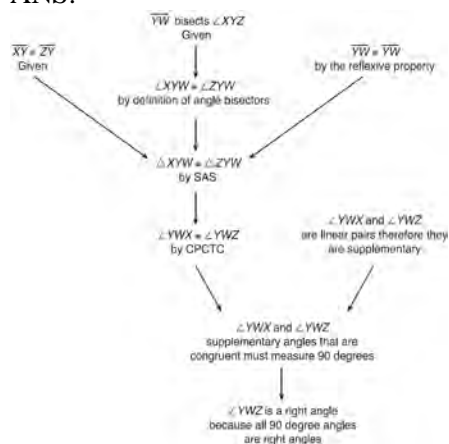
PTS: 4      REF: 061532geo      TOP: Lines and Angles

645 ANS:



PTS: 4      REF: 011634geo      TOP: Constructions  
 KEY: congruent and similar figures

646 ANS:



$\overline{XY} \cong \overline{ZY}$ , and  $\overline{YW}$  bisects  $\angle XYZ$  (Given).  $\triangle XYZ$  is isosceles (Definition of isosceles triangle).  $\overline{YW}$  is an altitude of  $\triangle XYZ$  (The angle bisector of the vertex of an isosceles triangle is also the altitude of that triangle).  $\overline{YW} \perp \overline{XZ}$  (Definition of altitude).  $\angle YWZ$  is a right angle (Definition of perpendicular lines).

PTS: 4 REF: spr1411geo TOP: Triangle Proofs

647 ANS:

$$x = \sqrt{.55^2 - .25^2} \cong 0.49 \quad \text{No, } .49^2 = .25y \quad .9604 + .25 < 1.5$$

$$.9604 = y$$

PTS: 4 REF: 061534geo TOP: Similarity KEY: leg

648 ANS:

Quadrilateral  $ABCD$  is a parallelogram with diagonals  $\overline{AC}$  and  $\overline{BD}$  intersecting at  $E$  (Given).  $\overline{AD} \cong \overline{BC}$  (Opposite sides of a parallelogram are congruent).  $\angle AED \cong \angle CEB$  (Vertical angles are congruent).  $\overline{BC} \parallel \overline{DA}$  (Definition of parallelogram).  $\angle DBC \cong \angle BDA$  (Alternate interior angles are congruent).  $\triangle AED \cong \triangle CEB$  (AAS).  $180^\circ$  rotation of  $\triangle AED$  around point  $E$ .

PTS: 4 REF: 061533geo TOP: Quadrilateral Proofs

649 ANS:

(2) Euclid's Parallel Postulate; (3) Alternate interior angles formed by parallel lines and a transversal are congruent; (4) Angles forming a line are supplementary; (5) Substitution

PTS: 4 REF: 011633geo TOP: Triangle Proofs

650 ANS:

$$\tan 72 = \frac{x}{400} \quad \sin 55 = \frac{400 \tan 72}{y}$$

$$x = 400 \tan 72 \quad y = \frac{400 \tan 72}{\sin 55} \approx 1503$$

PTS: 4 REF: 061833geo TOP: Using Trigonometry to Find a Side  
KEY: advanced



651 ANS:

$$r = 25 \text{ cm} \left( \frac{1 \text{ m}}{100 \text{ cm}} \right) = 0.25 \text{ m} \quad V = \pi(0.25 \text{ m})^2(10 \text{ m}) = 0.625\pi \text{ m}^3 \quad W = 0.625\pi \text{ m}^3 \left( \frac{380 \text{ K}}{1 \text{ m}^3} \right) \approx 746.1 \text{ K}$$

$$n = \frac{\$50,000}{\left( \frac{\$4.75}{\text{K}} \right)(746.1 \text{ K})} = 14.1 \quad 15 \text{ trees}$$

PTS: 4 REF: spr1412geo TOP: Density

652 ANS:

$$x^2 + x^2 = 58^2 \quad A = (\sqrt{1682} + 8)^2 \approx 2402.2$$

$$2x^2 = 3364$$

$$x = \sqrt{1682}$$

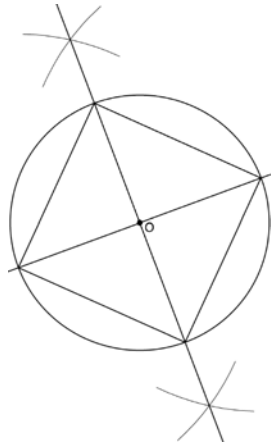
PTS: 4 REF: 081734geo TOP: Area of Polygons

653 ANS:

Translations preserve distance. If point  $D$  is mapped onto point  $A$ , point  $F$  would map onto point  $C$ .  $\triangle DEF \cong \triangle ABC$  as  $\overline{AC} \cong \overline{DF}$  and points are collinear on line  $\ell$  and a reflection preserves distance.

PTS: 4 REF: 081534geo TOP: Triangle Congruency

654 ANS:



Since the square is inscribed, each vertex of the square is on the circle and the diagonals of the square are diameters of the circle. Therefore, each angle of the square is an inscribed angle in the circle that intercepts the circle at the endpoints of the diameters. Each angle of the square, which is an inscribed angle, measures 90 degrees. Therefore, the measure of the arc intercepted by two adjacent sides of the square is 180 degrees because it is twice the measure of its inscribed angle.

PTS: 4 REF: fall1412geo TOP: Constructions

655 ANS:

$\overline{LA} \cong \overline{DN}$ ,  $\overline{CA} \cong \overline{CN}$ , and  $\overline{DAC} \perp \overline{LCN}$  (Given).  $\angle LCA$  and  $\angle DCN$  are right angles (Definition of perpendicular lines).  $\triangle LAC$  and  $\triangle DNC$  are right triangles (Definition of a right triangle).  $\triangle LAC \cong \triangle DNC$  (HL).  $\triangle LAC$  will map onto  $\triangle DNC$  after rotating  $\triangle LAC$  counterclockwise  $90^\circ$  about point  $C$  such that point  $L$  maps onto point  $D$ .

PTS: 4 REF: spr1408geo TOP: Triangle Congruency

656 ANS:

$$(7^2)18\pi = 16x^2 \quad \frac{80}{13.2} \approx 6.1 \quad \frac{60}{13.2} \approx 4.5 \quad 6 \times 4 = 24$$

$$13.2 \approx x$$

PTS: 4 REF: 012034geo TOP: Volume KEY: cylinders

657 ANS:

$\triangle AEB$  and  $\triangle DFC$ ,  $\overline{ABCD}$ ,  $\overline{AE} \parallel \overline{DF}$ ,  $\overline{EB} \parallel \overline{FC}$ ,  $\overline{AC} \cong \overline{DB}$  (given);  $\angle A \cong \angle D$  (Alternate interior angles formed by parallel lines and a transversal are congruent);  $\angle EBA \cong \angle FCD$  (Alternate exterior angles formed by parallel lines and a transversal are congruent);  $\overline{BC} \cong \overline{BC}$  (reflexive);  $\overline{AB} \cong \overline{CD}$  (segment subtraction);  $\triangle EAB \cong \triangle FDC$  (ASA)

PTS: 4 REF: 012333geo TOP: Triangle Proofs

KEY: proof

658 ANS:

$x$  represents the distance between the lighthouse and the canoe at 5:00;  $y$  represents the distance between the

lighthouse and the canoe at 5:05.  $\tan 6 = \frac{112 - 1.5}{x}$   $\tan(49 + 6) = \frac{112 - 1.5}{y}$   $\frac{1051.3 - 77.4}{5} \approx 195$

$$x \approx 1051.3 \quad y \approx 77.4$$

PTS: 4 REF: spr1409geo TOP: Using Trigonometry to Find a Side

KEY: advanced

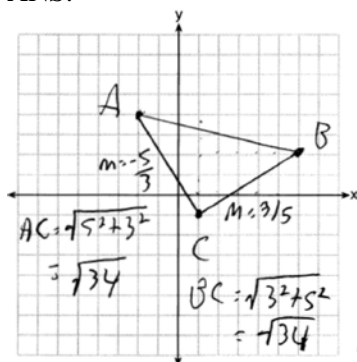
659 ANS:

$M\left(\frac{4+0}{2}, \frac{6-1}{2}\right) = M\left(2, \frac{5}{2}\right)$   $m = \frac{6-1}{4-0} = \frac{5}{4}$   $m_{\perp} = -\frac{4}{5}$   $y - 2.5 = -\frac{4}{5}(x - 2)$  The diagonals,  $\overline{MT}$  and  $\overline{AH}$ , of rhombus  $MATH$  are perpendicular bisectors of each other.

PTS: 4 REF: fall1411geo TOP: Quadrilaterals in the Coordinate Plane

KEY: grids

660 ANS:



Triangle with vertices  $A(-2,4)$ ,  $B(6,2)$ , and  $C(1,-1)$  (given);  $m_{AC} = -\frac{5}{3}$ ,  $m_{BC} = \frac{3}{5}$ ,

definition of slope; Because the slopes of the legs of the triangle are opposite reciprocals, the legs are perpendicular (definition of perpendicular);  $\angle C$  is a right angle (definition of right angle);  $\triangle ABC$  is a right triangle (if a triangle has a right angle, it is a right triangle);  $\overline{AC} \cong \overline{BC} = \sqrt{34}$  (distance formula);  $\triangle ABC$  is an isosceles triangle (an isosceles triangle has two congruent sides).

PTS: 4 REF: 011932geo TOP: Triangles in the Coordinate Plane

661 ANS:

$$\sin 65 = \frac{7.7}{x}, \quad \tan 65 = \frac{7.7}{y}$$

$$x \approx 8.5 \quad y \approx 3.6$$

PTS: 4 REF: 082333geo TOP: Using Trigonometry to Find a Side

662 ANS:

$$\tan 7 = \frac{125}{x}, \quad \tan 16 = \frac{125}{y} \quad 1018 - 436 \approx 582$$

$$x \approx 1018 \quad y \approx 436$$

PTS: 4 REF: 081532geo TOP: Using Trigonometry to Find a Side

KEY: advanced

663 ANS:

$ABC$  – point of reflection  $\rightarrow (-y, x)$  + point of reflection  $\triangle DEF \cong \triangle A'B'C'$  because  $\triangle DEF$  is a reflection of

$$A(2, -3) - (2, -3) = (0, 0) \rightarrow (0, 0) + (2, -3) = A'(2, -3)$$

$$B(6, -8) - (2, -3) = (4, -5) \rightarrow (5, 4) + (2, -3) = B'(7, 1)$$

$$C(2, -9) - (2, -3) = (0, -6) \rightarrow (6, 0) + (2, -3) = C'(8, -3)$$

$\triangle A'B'C'$  and reflections preserve distance.

PTS: 4 REF: 081633geo TOP: Rotations KEY: grids

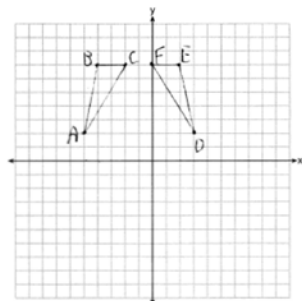
664 ANS:

$$\tan 15 = \frac{x}{3280}; \quad \tan 31 = \frac{y}{3280}; \quad 1970.8 - 878.9 \approx 1092$$

$$x \approx 878.9 \quad x \approx 1970.8$$

PTS: 4 REF: 062332geo TOP: Using Trigonometry to Find a Side

665 ANS:


 $r_{x=-1}$  Reflections are rigid motions that preserve distance, so  $\triangle ABC \cong \triangle DEF$ .

PTS: 4 REF: 061732geo TOP: Identifying Transformations

KEY: graphics

666 ANS:

Parallelogram  $PQRS$ ,  $\overline{QT} \perp \overline{PS}$ ,  $\overline{SU} \perp \overline{QR}$  (given);  $\overline{QUR} \cong \overline{PTS}$  (opposite sides of a parallelogram are parallel; Quadrilateral  $QUST$  is a rectangle (quadrilateral with parallel opposite sides and opposite right angles is a rectangle);  $\overline{SU} \cong \overline{QT}$  (opposite sides of a rectangle are congruent);  $\overline{RS} \cong \overline{PQ}$  (opposite sides of a parallelogram are congruent);  $\angle RUS$  and  $\angle PTQ$  are right angles (the supplement of a right angle is a right angle),  $\triangle RSU \cong \triangle PQT$  (HL);  $\overline{PT} \cong \overline{RU}$  (CPCTC)

PTS: 4 REF: 062233geo TOP: Quadrilateral Proofs

667 ANS:

2 Reflexive; 4  $\angle BDA \cong \angle BDC$ ; 6 CPCTC; 7 If points  $B$  and  $D$  are equidistant from the endpoints of  $\overline{AC}$ , then  $B$  and  $D$  are on the perpendicular bisector of  $\overline{AC}$ .

PTS: 4 REF: 081832geo TOP: Triangle Proofs

KEY: proof

668 ANS:

$$\left( (10 \times 6) + \sqrt{7(7-6)(7-4)(7-4)} \right) (6.5) \approx 442$$

PTS: 4 REF: 081934geo TOP: Volume KEY: compositions

669 ANS:

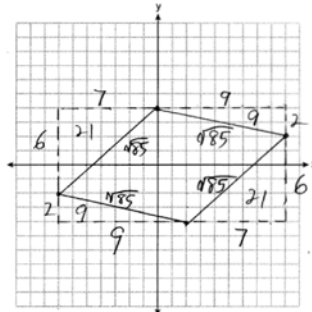
$$\frac{16}{9} = \frac{x}{20.6} \quad D = \sqrt{36.6^2 + 20.6^2} \approx 42$$

$$x \approx 36.6$$

PTS: 4 REF: 011632geo TOP: Similarity KEY: basic

670 ANS:

A rhombus has four congruent sides. Since each side measures  $\sqrt{85}$ , all four sides of *MATH* are congruent, and



*MATH* is a rhombus.  $16 \times 8 - (21 + 9 + 21 + 9) = 68$

PTS: 4 REF: 062334geo TOP: Quadrilaterals in the Coordinate Plane

671 ANS:

$$20000 \text{ g} \left( \frac{1 \text{ ft}^3}{7.48 \text{ g}} \right) = 2673.8 \text{ ft}^3 \quad 2673.8 = \pi r^2 (34.5) \quad 9.9 + 1 = 10.9$$

$$r \approx 4.967$$

$$d \approx 9.9$$

PTS: 4 REF: 061734geo TOP: Volume KEY: cylinders

672 ANS:

$$\frac{10\pi(5)^2 4}{\frac{2}{3}} \approx 47.1 \quad 48 \text{ bags}$$

PTS: 4 REF: 062234geo TOP: Volume KEY: cylinders

673 ANS:

$$\text{Mary. Sally: } V = \pi \cdot 2^2 \cdot 8 \approx 100.5 \quad \text{Mary: } V = \frac{1}{3} \pi \cdot 3.5^2 \cdot 12.5 \approx 160.4 \quad 160.4 - 100.5 \approx 60$$

PTS: 4 REF: 012332geo TOP: Volume KEY: cones

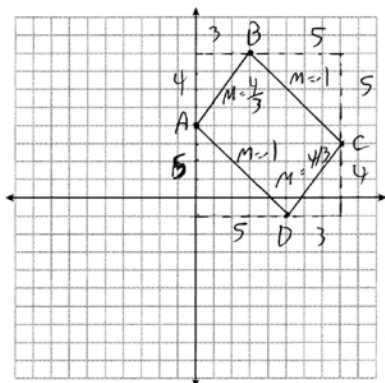
674 ANS:

$$\sin 4.76 = \frac{1.5}{x} \quad \tan 4.76 = \frac{1.5}{x} \quad 18 - \frac{16}{12} \approx 16.7$$

$$x \approx 18.1 \quad x \approx 18$$

PTS: 4 REF: 011934geo TOP: Using Trigonometry to Find a Side

675 ANS:



$\overline{AD}$  and  $\overline{BC}$  have equal slope, so are parallel.  $\overline{AB}$  and  $\overline{CD}$  have equal slope, so are parallel. Since both pairs of opposite sides are parallel,  $ABCD$  is a parallelogram. The slope of  $\overline{AB}$  and  $\overline{BC}$  are not opposite reciprocals, so they are not perpendicular, and so  $\angle B$  is not a right angle.  $ABCD$  is not a rectangle since all four angles are not right angles.

PTS: 4 REF: 082334geo TOP: Quadrilaterals in the Coordinate Plane

676 ANS:

$$\tan 30 = \frac{y}{440} \quad \tan 38.8 = \frac{h}{440} \quad 353.8 - 254 \approx 100$$

$$y \approx 254 \quad h \approx 353.8$$

PTS: 4 REF: 061934geo TOP: Using Trigonometry to Find a Side

KEY: advanced

677 ANS:

$$\tan 56 = \frac{x}{1.3} \quad \sqrt{(1.3 \tan 56)^2 + 1.5^2} \approx 3.7$$

$$x = 1.3 \tan 56$$

PTS: 4 REF: 012033geo TOP: Using Trigonometry to Find a Side

KEY: advanced

678 ANS:

$$24 \text{ in} \times 12 \text{ in} \times 18 \text{ in} \quad 2.94 \approx 3 \quad \frac{24}{3} \times \frac{12}{3} \times \frac{18}{3} = 192 \quad 192 \left( \frac{4}{3} \pi \right) \left( \frac{2.94}{2} \right)^3 (0.025) \approx 64$$

PTS: 4 REF: 082234geo TOP: Density

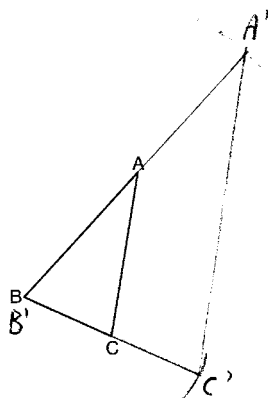
679 ANS:

$$\tan x = \frac{12}{75} \quad \tan y = \frac{72}{75} \quad 43.83 - 9.09 \approx 34.7$$

$$x \approx 9.09 \quad y \approx 43.83$$

PTS: 4 REF: 081634geo TOP: Using Trigonometry to Find an Angle

680 ANS:



The length of  $\overline{A'C'}$  is twice  $\overline{AC}$ .

PTS: 4 REF: 081632geo TOP: Constructions

KEY: congruent and similar figures

681 ANS:

$\triangle ABE \cong \triangle CBD$  (given);  $\angle A \cong \angle C$  (CPCTC);  $\angle AFD \cong \angle CFE$  (vertical angles are congruent);  $\overline{AB} \cong \overline{CB}$ ,  $\overline{DB} \cong \overline{EB}$  (CPCTC);  $\overline{AD} \cong \overline{CE}$  (segment subtraction);  $\triangle AFD \cong \triangle CFE$  (AAS)

PTS: 4 REF: 081933geo TOP: Triangle Proofs

KEY: proof

682 ANS:

A dilation of  $\frac{5}{2}$  about the origin. Dilations preserve angle measure, so the triangles are similar by AA.

PTS: 4 REF: 061634geo TOP: Similarity Proofs

683 ANS:

$$V = \frac{2}{3} \pi \left( \frac{6.5}{2} \right)^2 (1) \approx 22 \cdot 22 \cdot 7.48 \approx 165$$

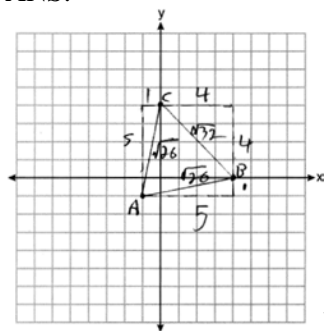
PTS: 4 REF: 061933geo TOP: Volume KEY: cylinders

684 ANS:

$$\pi(3.5)^2(9) \approx 346; \pi(4.5)^2(13) \approx 827; \frac{827}{346} \approx 2.4; 3 \text{ cans}$$

PTS: 4 REF: 062333geo TOP: Volume KEY: cylinders

685 ANS:



Because  $\overline{AB} \cong \overline{AC}$ ,  $\triangle ABC$  has two congruent sides and is isosceles. Because  $\overline{AB} \cong \overline{BC}$  is not true,  $\triangle ABC$  has sides that are not congruent and  $\triangle ABC$  is not equilateral.

PTS: 4 REF: 061832geo TOP: Triangles in the Coordinate Plane

686 ANS:

$$\text{Theresa. } (30 \times 15 \times (4 - 0.5)) \text{ ft}^3 \times \frac{7.48 \text{ g}}{1 \text{ ft}^3} \times \frac{\$3.95}{100 \text{ g}} = \$465.35, (\pi \times 12^2 \times (4 - 0.5)) \text{ ft}^3 \times \frac{7.48 \text{ g}}{1 \text{ ft}^3} \times \frac{\$200}{6000 \text{ g}} = \$394.79$$

PTS: 4 REF: 011933geo TOP: Volume KEY: cylinders

687 ANS:

As the sum of the measures of the angles of a triangle is  $180^\circ$ ,  $m\angle ABC + m\angle BCA + m\angle CAB = 180^\circ$ . Each interior angle of the triangle and its exterior angle form a linear pair. Linear pairs are supplementary, so  $m\angle ABC + m\angle FBC = 180^\circ$ ,  $m\angle BCA + m\angle DCA = 180^\circ$ , and  $m\angle CAB + m\angle EAB = 180^\circ$ . By addition, the sum of these linear pairs is  $540^\circ$ . When the angle measures of the triangle are subtracted from this sum, the result is  $360^\circ$ , the sum of the exterior angles of the triangle.

PTS: 4 REF: fall1410geo TOP: Triangle Proofs

688 ANS:

$$V = \pi(10)^2(18) = 1800\pi \text{ in}^3 \quad 1800\pi \text{ in}^3 \left( \frac{1 \text{ ft}^3}{12^3 \text{ in}^3} \right) = \frac{25}{24} \pi \text{ ft}^3 \quad \frac{25}{24} \pi(95.46)(0.85) \approx 266 \quad 266 + 270 = 536$$

PTS: 4 REF: 061834geo TOP: Density

689 ANS:

$$\tan 36 = \frac{x}{10} \quad \cos 36 = \frac{10}{y} \quad 12.3607 \times 3 \approx 37$$

$$x \approx 7.3 \quad y \approx 12.3607$$

PTS: 4 REF: 081833geo TOP: Using Trigonometry to Find a Side

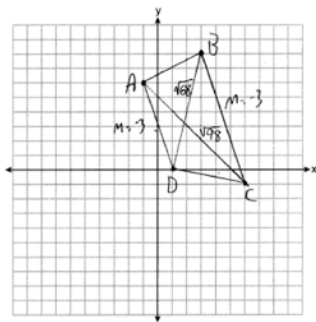
690 ANS:

$\overline{RS}$  and  $\overline{TV}$  bisect each other at point  $X$ ;  $\overline{TR}$  and  $\overline{SV}$  are drawn (given);  $\overline{TX} \cong \overline{XV}$  and  $\overline{RX} \cong \overline{XS}$  (segment bisectors create two congruent segments);  $\angle TXR \cong \angle VXS$  (vertical angles are congruent);  $\triangle TXR \cong \triangle VXS$  (SAS);  $\angle T \cong \angle V$  (CPCTC);  $\overline{TR} \parallel \overline{SV}$  (a transversal that creates congruent alternate interior angles cuts parallel lines).

PTS: 4 REF: 061733geo TOP: Triangle Proofs  
KEY: proof



691 ANS:



$$m_{\overline{AD}} = \frac{0-6}{1-(-1)} = -3 \quad \overline{AD} \parallel \overline{BC} \text{ because their slopes are equal. } ABCD \text{ is a trapezoid}$$

$$m_{\overline{BC}} = \frac{-1-8}{6-3} = -3$$

because it has a pair of parallel sides.  $AC = \sqrt{(-1-6)^2 + (6-(-1))^2} = \sqrt{98}$   $ABCD$  is not an isosceles trapezoid

$$BD = \sqrt{(8-0)^2 + (3-1)^2} = \sqrt{68}$$

because its diagonals are not congruent.

PTS: 4 REF: 061932geo TOP: Quadrilaterals in the Coordinate Plane

KEY: grids

692 ANS:

$$C = 2\pi r \quad V = \frac{1}{3} \pi \cdot 5^2 \cdot 13 \approx 340$$

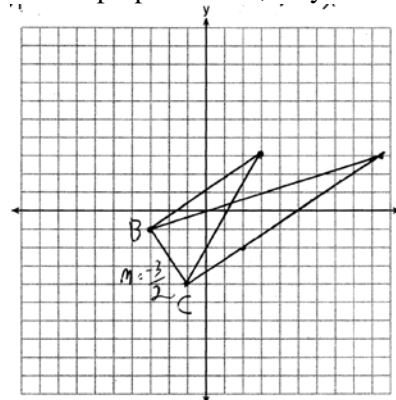
$$31.416 = 2\pi r$$

$$5 \approx r$$

PTS: 4 REF: 011734geo TOP: Volume KEY: cones

693 ANS:

The slopes of perpendicular line are opposite reciprocals. Since the lines are perpendicular, they form right angles



and a right triangle.  $m_{BC} = -\frac{3}{2}$   $-1 = \frac{2}{3}(-3) + b$  or  $-4 = \frac{2}{3}(-1) + b$

$$m_{\perp} = \frac{2}{3} \quad -1 = -2 + b \quad \frac{-12}{3} = \frac{-2}{3} + b$$

$$1 = b$$

$$3 = \frac{2}{3}x + 1 \quad -\frac{10}{3} = b$$

$$2 = \frac{2}{3}x \quad 3 = \frac{2}{3}x - \frac{10}{3}$$

$$3 = x \quad 9 = 2x - 10$$

$$19 = 2x$$

$$9.5 = x$$

PTS: 4

REF: 081533geo

TOP: Triangles in the Coordinate Plane

694 ANS:

$$\frac{4\pi}{3} (2^3 - 1.5^3) \approx 19.4 \quad 19.4 \cdot 1.308 \cdot 8 \approx 203$$

PTS: 4

REF: 081834geo

TOP: Density

695 ANS:

Since  $\angle ABH$  is  $100^\circ$ ,  $\angle AHB$  is  $40^\circ$ . An isosceles triangle has two congruent angles.  $\cos 80 = \frac{x}{85}$

$$x \approx 14.8$$

$$\tan 40 = \frac{y}{85 + 14.8}$$

$$y \approx 84$$

PTS: 4

REF: 012334geo

TOP: Using Trigonometry to Find a Side

696 ANS:

Parallelogram  $ABCD$ ,  $\overline{EFG}$ , and diagonal  $\overline{DFB}$  (given);  $\angle DFE \cong \angle BFG$  (vertical angles);  $\overline{AD} \parallel \overline{CB}$  (opposite sides of a parallelogram are parallel);  $\angle EDF \cong \angle GBF$  (alternate interior angles are congruent);  $\triangle DEF \sim \triangle BGF$  (AA).

PTS: 4 REF: 061633geo TOP: Similarity Proofs

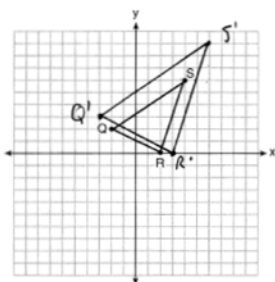
697 ANS:

$$\cos 54 = \frac{4.5}{m} \quad \tan 54 = \frac{h}{4.5}$$

$$m \approx 7.7 \quad h \approx 6.2$$

PTS: 4 REF: 011834geo TOP: Using Trigonometry to Find a Side

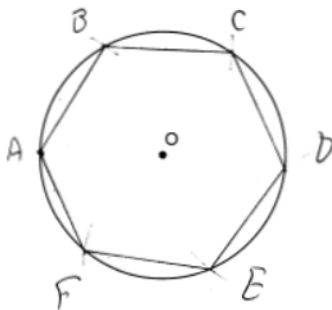
698 ANS:



A dilation preserves slope, so the slopes of  $\overline{QR}$  and  $\overline{Q'R'}$  are equal. Because the slopes are equal,  $\overline{Q'R'} \parallel \overline{QR}$ .

PTS: 4 REF: 011732geo TOP: Dilations KEY: grids

699 ANS:



Right triangle because  $\angle CBF$  is inscribed in a semi-circle.

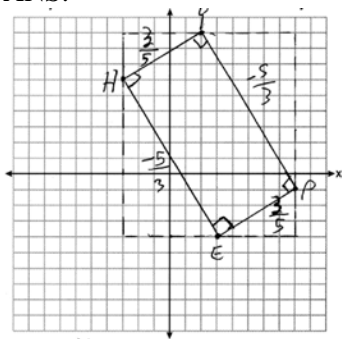
PTS: 4 REF: 011733geo TOP: Constructions

700 ANS:

$$V = (\pi)(4^2)(9) + \left(\frac{1}{2}\right)\left(\frac{4}{3}\right)(\pi)(4^3) \approx 586$$

PTS: 4 REF: 011833geo TOP: Volume KEY: compositions

701 ANS:



1) Quadrilateral  $HYPE$  with  $H(-3, 6)$ ,  $Y(2, 9)$ ,  $P(8, -1)$ , and  $E(3, -4)$  (Given); 2) Slope of  $\overline{HY}$  and  $\overline{PE}$  is  $\frac{3}{5}$ , slope of  $\overline{YP}$  and  $\overline{EH}$  is  $-\frac{5}{3}$  (Slope determined graphically); 3)  $\overline{HY} \perp \overline{YP}$ ,  $\overline{PE} \perp \overline{EH}$ ,  $\overline{YP} \perp \overline{PE}$ ,  $\overline{EH} \perp \overline{HY}$  (The slopes of perpendicular lines are opposite reciprocals); 4)  $\angle H$ ,  $\angle Y$ ,  $\angle P$ ,  $\angle E$  are right angles (Perpendicular lines form right angles); 5)  $HYPE$  is a rectangle (A rectangle has four right angles).

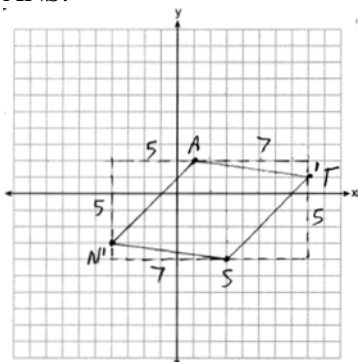
PTS: 4

REF: 082233geo

TOP: Quadrilaterals in the Coordinate Plane

KEY: grids

702 ANS:



$$\overline{AN} \cong \overline{AT} \cong \overline{TS} \cong \overline{SN}$$

Quadrilateral  $NATS$  is a rhombus

$$\sqrt{5^2 + 5^2} = \sqrt{7^2 + 1^2} = \sqrt{5^2 + 5^2} = \sqrt{7^2 + 1^2}$$

$$\sqrt{50} = \sqrt{50} = \sqrt{50} = \sqrt{50}$$

because all four sides are congruent.

PTS: 4

REF: 012032geo

TOP: Quadrilaterals in the Coordinate Plane

KEY: grids

703 ANS:

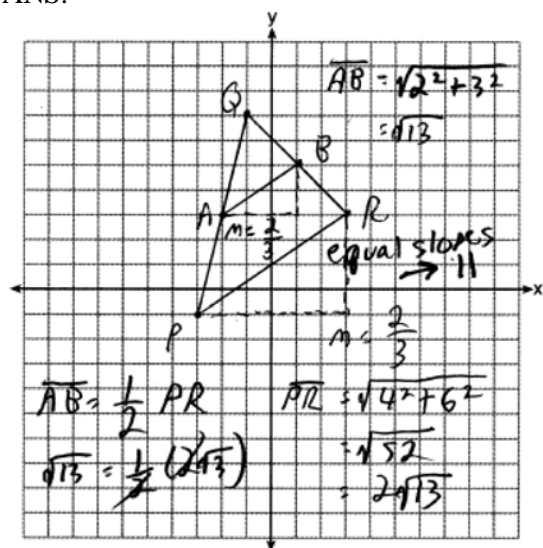
A dilation of 3 centered at  $A$ . A dilation preserves angle measure, so the triangles are similar.

PTS: 4

REF: 011832geo

TOP: Dilations

704 ANS:



PTS: 4

REF: 081732geo

TOP: Triangles in the Coordinate Plane

## Geometry 6 Point Regents Exam Questions Answer Section

705 ANS:

Circle  $O$ , secant  $\overline{ACD}$ , tangent  $\overline{AB}$  (Given). Chords  $\overline{BC}$  and  $\overline{BD}$  are drawn (Auxiliary lines).  $\angle A \cong \angle A$ ,  $\widehat{BC} \cong \widehat{BC}$  (Reflexive property).  $m\angle BDC = \frac{1}{2}m\widehat{BC}$  (The measure of an inscribed angle is half the measure of the intercepted arc).  $m\angle CBA = \frac{1}{2}m\widehat{BC}$  (The measure of an angle formed by a tangent and a chord is half the measure of the intercepted arc).  $\angle BDC \cong \angle CBA$  (Angles equal to half of the same arc are congruent).  $\triangle ABC \sim \triangle ADB$  (AA).  $\frac{AB}{AC} = \frac{AD}{AB}$  (Corresponding sides of similar triangles are proportional).  $AC \cdot AD = AB^2$  (In a proportion, the product of the means equals the product of the extremes).

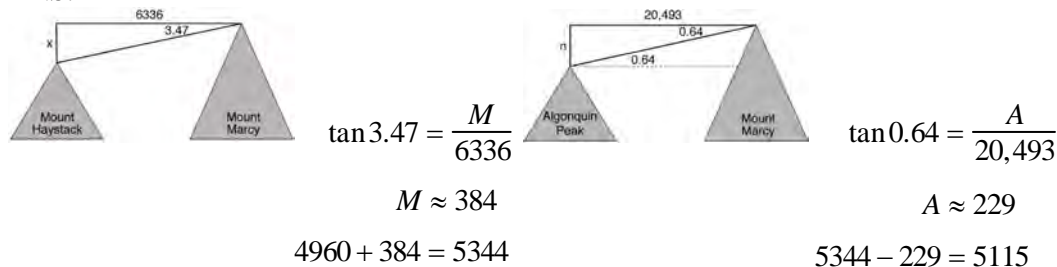
PTS: 6 REF: spr1413geo TOP: Circle Proofs

706 ANS:

It is given that point  $D$  is the image of point  $A$  after a reflection in line  $CH$ . It is given that  $\overleftrightarrow{CH}$  is the perpendicular bisector of  $\overline{BE}$  at point  $C$ . Since a bisector divides a segment into two congruent segments at its midpoint,  $\overline{BC} \cong \overline{EC}$ . Point  $E$  is the image of point  $B$  after a reflection over the line  $CH$ , since points  $B$  and  $E$  are equidistant from point  $C$  and it is given that  $\overleftrightarrow{CH}$  is perpendicular to  $\overline{BE}$ . Point  $C$  is on  $\overleftrightarrow{CH}$ , and therefore, point  $C$  maps to itself after the reflection over  $\overleftrightarrow{CH}$ . Since all three vertices of triangle  $ABC$  map to all three vertices of triangle  $DEC$  under the same line reflection, then  $\triangle ABC \cong \triangle DEC$  because a line reflection is a rigid motion and triangles are congruent when one can be mapped onto the other using a sequence of rigid motions.

PTS: 6 REF: spr1414geo TOP: Triangle Congruency

707 ANS:

PTS: 6 REF: fall1413geo TOP: Using Trigonometry to Find a Side  
KEY: advanced

708 ANS:

$$\tan 47 = \frac{x}{8.5} \quad \text{Cone: } V = \frac{1}{3} \pi (8.5)^2 (9.115) \approx 689.6 \quad \text{Cylinder: } V = \pi (8.5)^2 (25) \approx 5674.5 \quad \text{Hemisphere:}$$

$$x \approx 9.115$$

$$V = \frac{1}{2} \left( \frac{4}{3} \pi (8.5)^3 \right) \approx 1286.3 \quad 689.6 + 5674.5 + 1286.3 \approx 7650 \quad \text{No, because } 7650 \cdot 62.4 = 477,360$$

$477,360 \cdot 0.85 = 405,756$ , which is greater than 400,000.

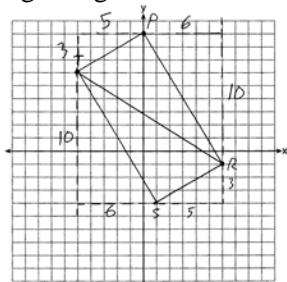
PTS: 6 REF: 061535geo TOP: Density

709 ANS:

$$m_{\overline{TS}} = \frac{-10}{6} = -\frac{5}{3} \quad m_{\overline{SR}} = \frac{3}{5} \quad \text{Since the slopes of } \overline{TS} \text{ and } \overline{SR} \text{ are opposite reciprocals, they are perpendicular and}$$

form a right angle.  $\triangle RST$  is a right triangle because  $\angle S$  is a right angle.  $P(0,9) \quad m_{\overline{RP}} = \frac{-10}{6} = -\frac{5}{3} \quad m_{\overline{PT}} = \frac{3}{5}$

Since the slopes of all four adjacent sides ( $\overline{TS}$  and  $\overline{SR}$ ,  $\overline{SR}$  and  $\overline{RP}$ ,  $\overline{PT}$  and  $\overline{TS}$ ,  $\overline{RP}$  and  $\overline{PT}$ ) are opposite reciprocals, they are perpendicular and form right angles. Quadrilateral  $RSTP$  is a rectangle because it has four right angles.



PTS: 6 REF: 061536geo TOP: Quadrilaterals in the Coordinate Plane

KEY: grids

710 ANS:

Parallelogram  $ABCD$ ,  $\overline{BE} \perp \overline{CED}$ ,  $\overline{DF} \perp \overline{BFC}$ ,  $\overline{CE} \cong \overline{CF}$  (given).  $\angle BEC \cong \angle DFC$  (perpendicular lines form right angles, which are congruent).  $\angle FCD \cong \angle BCE$  (reflexive property).  $\triangle BEC \cong \triangle DFC$  (ASA).  $\overline{BC} \cong \overline{CD}$  (CPCTC).  $ABCD$  is a rhombus (a parallelogram with consecutive congruent sides is a rhombus).

PTS: 6 REF: 081535geo TOP: Quadrilateral Proofs

711 ANS:

$$V = \frac{1}{3} \pi \left( \frac{3}{2} \right)^2 \cdot 8 \approx 18.85 \cdot 100 = 1885 \quad 1885 \cdot 0.52 \cdot 0.10 = 98.02 \quad 1.95(100) - (37.83 + 98.02) = 59.15$$

PTS: 6 REF: 081536geo TOP: Density

712 ANS:

Parallelogram  $ANDR$  with  $\overline{AW}$  and  $\overline{DE}$  bisecting  $\overline{NWD}$  and  $\overline{REA}$  at points  $W$  and  $E$  (Given).  $\overline{AN} \cong \overline{RD}$ ,  $\overline{AR} \cong \overline{DN}$  (Opposite sides of a parallelogram are congruent).  $AE = \frac{1}{2}AR$ ,  $WD = \frac{1}{2}DN$ , so  $\overline{AE} \cong \overline{WD}$  (Definition of bisect and division property of equality).  $\overline{AR} \parallel \overline{DN}$  (Opposite sides of a parallelogram are parallel).  $AWDE$  is a parallelogram (Definition of parallelogram).  $RE = \frac{1}{2}AR$ ,  $NW = \frac{1}{2}DN$ , so  $\overline{RE} \cong \overline{NW}$  (Definition of bisect and division property of equality).  $\overline{ED} \cong \overline{AW}$  (Opposite sides of a parallelogram are congruent).  $\triangle ANW \cong \triangle DRE$  (SSS).

PTS: 6

REF: 011635geo

TOP: Quadrilateral Proofs

713 ANS:

$$\begin{aligned} \tan 52.8 &= \frac{h}{x} & x \tan 52.8 &= x \tan 34.9 + 8 \tan 34.9 & \tan 52.8 &\approx \frac{h}{9} & 11.86 + 1.7 &\approx 13.6 \\ h &= x \tan 52.8 & x \tan 52.8 - x \tan 34.9 &= 8 \tan 34.9 & & & x &\approx 11.86 \\ \tan 34.9 &= \frac{h}{x+8} & x(\tan 52.8 - \tan 34.9) &= 8 \tan 34.9 & & & & \\ h &= (x+8) \tan 34.9 & x &= \frac{8 \tan 34.9}{\tan 52.8 - \tan 34.9} & & & & \\ & & & x &\approx 9 & & & \end{aligned}$$

PTS: 6

REF: 011636geo

TOP: Using Trigonometry to Find a Side

KEY: advanced

714 ANS:

Quadrilateral  $ABCD$  with diagonals  $\overline{AC}$  and  $\overline{BD}$  that bisect each other, and  $\angle 1 \cong \angle 2$  (given); quadrilateral  $ABCD$  is a parallelogram (the diagonals of a parallelogram bisect each other);  $\overline{AB} \parallel \overline{CD}$  (opposite sides of a parallelogram are parallel);  $\angle 1 \cong \angle 3$  and  $\angle 2 \cong \angle 4$  (alternate interior angles are congruent);  $\angle 2 \cong \angle 3$  and  $\angle 3 \cong \angle 4$  (substitution);  $\triangle ACD$  is an isosceles triangle (the base angles of an isosceles triangle are congruent);  $\overline{AD} \cong \overline{DC}$  (the sides of an isosceles triangle are congruent); quadrilateral  $ABCD$  is a rhombus (a rhombus has consecutive congruent sides);  $\overline{AE} \perp \overline{BE}$  (the diagonals of a rhombus are perpendicular);  $\angle BEA$  is a right angle (perpendicular lines form a right angle);  $\triangle AEB$  is a right triangle (a right triangle has a right angle).

PTS: 6

REF: 061635geo

TOP: Quadrilateral Proofs

715 ANS:

Similar triangles are required to model and solve a proportion.

$$\begin{aligned} \frac{x+5}{1.5} &= \frac{x}{1} & \frac{1}{3} \pi (1.5)^2 (15) - \frac{1}{3} \pi (1)^2 (10) &\approx 24.9 \\ x+5 &= 1.5x \\ 5 &= .5x \\ 10 &= x \\ 10+5 &= 15 \end{aligned}$$

PTS: 6

REF: 061636geo

TOP: Volume

KEY: cones



716 ANS:

Circle  $O$ , chords  $\overline{AB}$  and  $\overline{CD}$  intersect at  $E$  (Given); Chords  $\overline{CB}$  and  $\overline{AD}$  are drawn (auxiliary lines drawn);  $\angle CEB \cong \angle AED$  (vertical angles);  $\angle C \cong \angle A$  (Inscribed angles that intercept the same arc are congruent);  $\triangle BCE \sim \triangle DAE$  (AA);  $\frac{AE}{CE} = \frac{ED}{EB}$  (Corresponding sides of similar triangles are proportional);  $AE \cdot EB = CE \cdot ED$  (The product of the means equals the product of the extremes).

PTS: 6 REF: 081635geo TOP: Circle Proofs

717 ANS:

$$V = \frac{1}{3} \pi \left( \frac{8.3}{2} \right)^2 (10.2) + \frac{1}{2} \cdot \frac{4}{3} \pi \left( \frac{8.3}{2} \right)^3 \approx 183.961 + 149.693 \approx 333.65 \text{ cm}^3 \quad 333.65 \times 50 = 16682.7 \text{ cm}^3$$

$$16682.7 \times 0.697 = 11627.8 \text{ g} \quad 11.6278 \times 3.83 = \$44.53$$

PTS: 6 REF: 081636geo TOP: Density

718 ANS:

Quadrilateral  $ABCD$ ,  $\overline{AB} \cong \overline{CD}$ ,  $\overline{AB} \parallel \overline{CD}$ , and  $\overline{BF}$  and  $\overline{DE}$  are perpendicular to diagonal  $\overline{AC}$  at points  $F$  and  $E$  (given).  $\angle AED$  and  $\angle CFB$  are right angles (perpendicular lines form right angles).  $\angle AED \cong \angle CFB$  (All right angles are congruent).  $ABCD$  is a parallelogram (A quadrilateral with one pair of sides congruent and parallel is a parallelogram).  $\overline{AD} \parallel \overline{BC}$  (Opposite sides of a parallelogram are parallel).  $\angle DAE \cong \angle BCF$  (Parallel lines cut by a transversal form congruent alternate interior angles).  $\overline{DA} \cong \overline{BC}$  (Opposite sides of a parallelogram are congruent).  $\triangle ADE \cong \triangle CBF$  (AAS).  $\overline{AE} \cong \overline{CF}$  (CPCTC).

PTS: 6 REF: 011735geo TOP: Quadrilateral Proofs

719 ANS:

$$C: V = \pi(26.7)^2(750) - \pi(24.2)^2(750) = 95,437.5\pi$$

$$95,437.5\pi \text{ cm}^3 \left( \frac{2.7 \text{ g}}{\text{cm}^3} \right) \left( \frac{1 \text{ kg}}{1000 \text{ g}} \right) \left( \frac{\$0.38}{\text{kg}} \right) = \$307.62$$

$$P: V = 40^2(750) - 35^2(750) = 281,250 \quad \$307.62 - 288.56 = \$19.06$$

$$281,250 \text{ cm}^3 \left( \frac{2.7 \text{ g}}{\text{cm}^3} \right) \left( \frac{1 \text{ kg}}{1000 \text{ g}} \right) \left( \frac{\$0.38}{\text{kg}} \right) = \$288.56$$

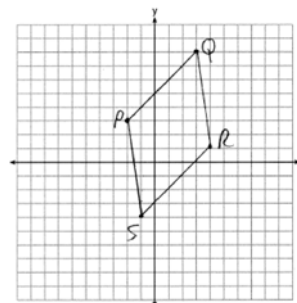
PTS: 6 REF: 011736geo TOP: Density

720 ANS:

$$\overline{PQ} \sqrt{(8-3)^2 + (3--2)^2} = \sqrt{50} \quad \overline{QR} \sqrt{(1-8)^2 + (4-3)^2} = \sqrt{50} \quad \overline{RS} \sqrt{(-4-1)^2 + (-1-4)^2} = \sqrt{50}$$

$$\overline{PS} \sqrt{(-4-3)^2 + (-1--2)^2} = \sqrt{50} \quad PQRS \text{ is a rhombus because all sides are congruent. } m_{\overline{PQ}} = \frac{8-3}{3--2} = \frac{5}{5} = 1$$

$m_{\overline{QR}} = \frac{1-8}{4-3} = -7$  Because the slopes of adjacent sides are not opposite reciprocals, they are not perpendicular



and do not form a right angle. Therefore  $PQRS$  is not a square.

PTS: 6 REF: 061735geo TOP: Quadrilaterals in the Coordinate Plane  
KEY: grids

721 ANS:

$$\tan 15 = \frac{6250}{x} \quad \tan 52 = \frac{6250}{y} \quad 23325.3 - 4883 = 18442 \quad \frac{18442 \text{ ft}}{1 \text{ min}} \left( \frac{1 \text{ mi}}{5280 \text{ ft}} \right) \left( \frac{60 \text{ min}}{1 \text{ h}} \right) \approx 210$$

$$x \approx 23325.3 \quad y \approx 4883$$

PTS: 6 REF: 061736geo TOP: Using Trigonometry to Find a Side  
KEY: advanced

722 ANS:

Isosceles trapezoid  $ABCD$ ,  $\angle CDE \cong \angle DCE$ ,  $\overline{AE} \perp \overline{DE}$ , and  $\overline{BE} \perp \overline{CE}$  (given);  $\overline{AD} \cong \overline{BC}$  (congruent legs of isosceles trapezoid);  $\angle DEA$  and  $\angle CEB$  are right angles (perpendicular lines form right angles);  $\angle DEA \cong \angle CEB$  (all right angles are congruent);  $\angle CDA \cong \angle DCB$  (base angles of an isosceles trapezoid are congruent);  $\angle CDA - \angle CDE \cong \angle DCB - \angle DCE$  (subtraction postulate);  $\triangle ADE \cong \triangle BCE$  (AAS);  $\overline{EA} \cong \overline{EB}$  (CPCTC);

$$\angle EDA \cong \angle ECB$$

$\triangle AEB$  is an isosceles triangle (an isosceles triangle has two congruent sides).

PTS: 6 REF: 081735geo TOP: Quadrilateral Proofs

723 ANS:

$$\tan 16.5 = \frac{x}{13.5} \quad 9 \times 16 \times 4.5 = 648 \quad 3752 - (35 \times 16 \times .5) = 3472$$

$$x \approx 4 \quad 13.5 \times 16 \times 4.5 = 972 \quad 3472 \times 7.48 \approx 25971$$

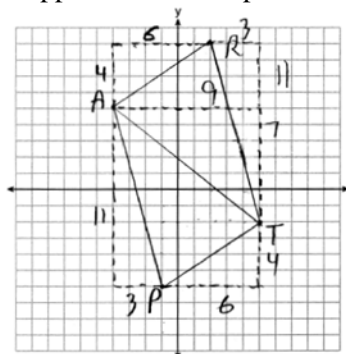
$$4 + 4.5 = 8.5 \quad \frac{1}{2} \times 13.5 \times 16 \times 4 = 432 \quad \frac{25971}{10.5} \approx 2473.4$$

$$12.5 \times 16 \times 8.5 = \frac{1700}{3752} \quad \frac{2473.4}{60} \approx 41$$

PTS: 6 REF: 081736geo TOP: Volume KEY: compositions

724 ANS:

$\triangle PAT$  is an isosceles triangle because sides  $\overline{AP}$  and  $\overline{AT}$  are congruent ( $\sqrt{3^2 + 11^2} = \sqrt{7^2 + 9^2} = \sqrt{130}$ ).  
 $R(2,9)$ . Quadrilateral  $PART$  is a parallelogram because the opposite sides are parallel since they have equal slopes



$$(m_{\overline{AR}} = \frac{4}{6} = \frac{2}{3}; m_{\overline{PT}} = \frac{4}{6} = \frac{2}{3}; m_{\overline{PA}} = -\frac{11}{3}; m_{\overline{RT}} = -\frac{11}{3})$$

PTS: 6 REF: 011835geo TOP: Quadrilaterals in the Coordinate Plane

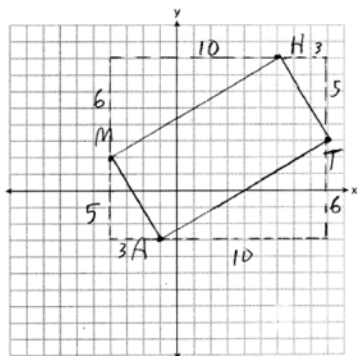
KEY: grids

725 ANS:

Parallelogram  $ABCD$ ,  $\overline{BF} \perp \overline{AFD}$ , and  $\overline{DE} \perp \overline{BEC}$  (given);  $\overline{BC} \parallel \overline{AD}$  (opposite sides of a  $\square$  are  $\parallel$ );  $\overline{BE} \parallel \overline{FD}$  (parts of  $\parallel$  lines are  $\parallel$ );  $\overline{BF} \parallel \overline{DE}$  (two lines  $\perp$  to the same line are  $\parallel$ );  $BEDF$  is  $\square$  (a quadrilateral with both pairs of opposite sides  $\parallel$  is a  $\square$ );  $\angle DEB$  is a right  $\angle$  ( $\perp$  lines form right  $\angle$ s);  $BEDF$  is a rectangle (a  $\square$  with one right  $\angle$  is a rectangle).

PTS: 6 REF: 061835geo TOP: Quadrilateral Proofs

726 ANS:



$$m_{\overline{MH}} = \frac{6}{10} = \frac{3}{5}, m_{\overline{AT}} = \frac{6}{10} = \frac{3}{5}, m_{\overline{MA}} = -\frac{5}{3}, m_{\overline{HT}} = -\frac{5}{3}; \overline{MH} \parallel \overline{AT} \text{ and } \overline{MA} \parallel \overline{HT}.$$

$MATH$  is a parallelogram since both sides of opposite sides are parallel.  $m_{\overline{MA}} = -\frac{5}{3}, m_{\overline{AT}} = \frac{3}{5}$ . Since the slopes are negative reciprocals,  $\overline{MA} \perp \overline{AT}$  and  $\angle A$  is a right angle.  $MATH$  is a rectangle because it is a parallelogram with a right angle.

PTS: 6 REF: 081835geo TOP: Quadrilaterals in the Coordinate Plane

KEY: grids

727 ANS:

Quadrilateral  $ABCD$  with diagonal  $\overline{AC}$ , segments  $\overline{GH}$  and  $\overline{EF}$ ,  $\overline{AE} \cong \overline{CG}$ ,  $\overline{BE} \cong \overline{DG}$ ,  $\overline{AH} \cong \overline{CF}$ , and  $\overline{AD} \cong \overline{CB}$  (given);  $\overline{HF} \cong \overline{HF}$ ,  $\overline{AC} \cong \overline{AC}$  (reflexive property);  $\overline{AH} + \overline{HF} \cong \overline{CF} + \overline{HF}$ ,  $\overline{AE} + \overline{BE} \cong \overline{CG} + \overline{DG}$  (segment

$$\overline{AF} \cong \overline{CH} \qquad \overline{AB} \cong \overline{CD}$$

addition);  $\triangle ABC \cong \triangle CDA$  (SSS);  $\angle EAF \cong \angle GCH$  (CPCTC);  $\triangle AEF \cong \triangle CGH$  (SAS);  $\overline{EF} \cong \overline{GH}$  (CPCTC).

PTS: 6 REF: 011935geo TOP: Quadrilateral Proofs

728 ANS:

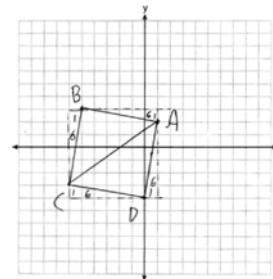
Quadrilateral  $MATH$ ,  $\overline{HM} \cong \overline{AT}$ ,  $\overline{HT} \cong \overline{AM}$ ,  $\overline{HE} \perp \overline{MEA}$ , and  $\overline{HA} \perp \overline{AT}$  (given);  $\angle HEA$  and  $\angle TAH$  are right angles (perpendicular lines form right angles);  $\angle HEA \cong \angle TAH$  (all right angles are congruent);  $MATH$  is a parallelogram (a quadrilateral with two pairs of congruent opposite sides is a parallelogram);  $\overline{MA} \parallel \overline{TH}$  (opposite sides of a parallelogram are parallel);  $\angle THA \cong \angle EAH$  (alternate interior angles of parallel lines and a transversal are congruent);  $\triangle HEA \sim \triangle TAH$  (AA);  $\frac{HA}{TH} = \frac{HE}{TA}$  (corresponding sides of similar triangles are in proportion);  $TA \cdot HA = HE \cdot TH$  (product of means equals product of extremes).

PTS: 6 REF: 061935geo TOP: Quadrilateral Proofs

729 ANS:

$AB = \sqrt{(-5-1)^2 + (3-2)^2} = \sqrt{37}$ ,  $BC = \sqrt{(-5-6)^2 + (3-3)^2} = \sqrt{37}$  (because  $AB = BC$ ,  $\triangle ABC$  is isosceles).  $(0, -4)$ .  $AD = \sqrt{(1-0)^2 + (2-4)^2} = \sqrt{37}$ ,  $CD = \sqrt{(-6-0)^2 + (-3-4)^2} = \sqrt{37}$ ,

$m_{\overline{AB}} = \frac{3-2}{-5-1} = -\frac{1}{6}$ ,  $m_{\overline{CB}} = \frac{3-3}{-5-6} = 6$  ( $ABCD$  is a square because all four sides are congruent, consecutive sides



are perpendicular since slopes are opposite reciprocals and so  $\angle B$  is a right angle).

PTS: 6 REF: 081935geo TOP: Quadrilaterals in the Coordinate Plane

KEY: grids

730 ANS:

Quadrilateral  $ABCD$ ,  $E$  and  $F$  are points on  $\overline{BC}$  and  $\overline{AD}$ , respectively, and  $\overline{BGD}$  and  $\overline{EGF}$  are drawn such that  $\angle ABG \cong \angle CDG$ ,  $\overline{AB} \cong \overline{CD}$ , and  $\overline{CE} \cong \overline{AF}$  (given);  $\overline{BD} \cong \overline{BD}$  (reflexive);  $\triangle ABD \cong \triangle CDB$  (SAS);  $\overline{BC} \cong \overline{DA}$  (CPCTC);  $\overline{BE} + \overline{CE} \cong \overline{AF} + \overline{DF}$  (segment addition);  $\overline{BE} \cong \overline{DF}$  (segment subtraction);  $\angle BGE \cong \angle DGF$  (vertical angles are congruent);  $\angle CBD \cong \angle ADB$  (CPCTC);  $\triangle EBG \cong \triangle FDG$  (AAS);  $\overline{FG} \cong \overline{EG}$  (CPCTC).

PTS: 6 REF: 012035geo TOP: Quadrilateral Proofs

731 ANS:

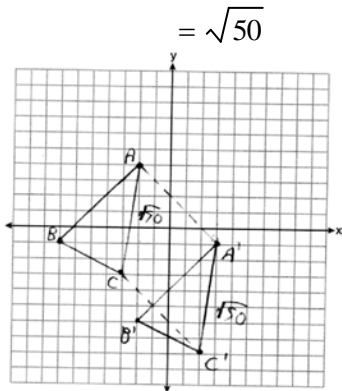
$$\sqrt{(-2 - -7)^2 + (4 - -1)^2} = \sqrt{(-2 - -3)^2 + (4 - -3)^2} \quad \text{Since } \overline{AB} \text{ and } \overline{AC} \text{ are congruent, } \triangle ABC \text{ is isosceles.}$$

$$\sqrt{50} = \sqrt{50}$$

$$A'(3, -1), B'(-2, -6), C'(2, -8). \quad AC = \sqrt{50} \quad AA' = \sqrt{(-2 - 3)^2 + (4 - -1)^2}, \quad A'C' = \sqrt{50} \quad (\text{translation preserves distance}),$$

$$CC' = \sqrt{(-3 - 2)^2 + (-3 - -8)^2} \quad \text{Since all four sides are congruent, } AA'C'C \text{ is a rhombus.}$$

$$= \sqrt{50}$$



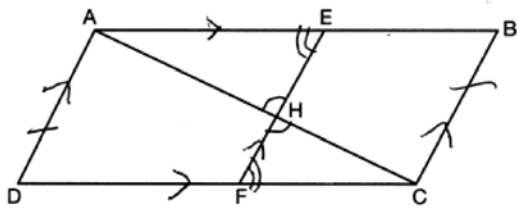
PTS: 6

REF: 062235geo

TOP: Quadrilaterals in the Coordinate Plane

KEY: grids

732 ANS:



1) Quadrilateral  $ABCD$ ,  $\overline{AC}$  and  $\overline{EF}$  intersect at  $H$ ,  $\overline{EF} \parallel \overline{AD}$ ,  $\overline{EF} \parallel \overline{BC}$ , and  $\overline{AD} \cong \overline{BC}$  (Given); 2)  $\angle EHA \cong \angle FHC$  (Vertical angles are congruent); 3)  $\overline{AD} \parallel \overline{BC}$  (Transitive property of parallel lines); 4)  $ABCD$  is a parallelogram (Quadrilateral with a pair of sides both parallel and congruent); 5)  $\overline{AB} \parallel \overline{CD}$  (Opposite sides of a parallelogram); 6)  $\angle AEH \cong \angle CFH$  (Alternate interior angles formed by parallel lines and a transversal); 7)  $\triangle AEH \sim \triangle CFH$  (AA); 8)  $\frac{EH}{FH} = \frac{AH}{CH}$  (Corresponding sides of similar triangles are proportional); 8)  $(EH)(CH) = (FH)(AH)$  (Product of means equals product of extremes).

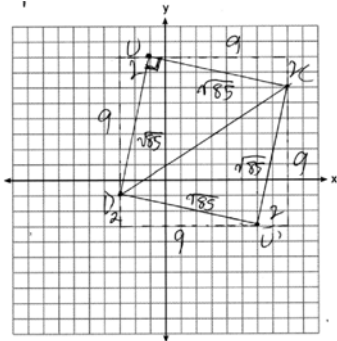
PTS: 6

REF: 082235geo

TOP: Quadrilateral Proofs

733 ANS:

$m_{\overline{DU}} = \frac{9}{2}$ ,  $m_{\overline{UC}} = -\frac{2}{9}$ . Since the slopes of  $\overline{DU}$  and  $\overline{UC}$  are opposite reciprocals, they are perpendicular and form a right angle.  $\triangle DUC$  is a right triangle because  $\angle DUC$  is a right angle. Each side of quadrilateral  $DUCU'$  is  $\sqrt{9^2 + 2^2} = \sqrt{85}$ . Quadrilateral  $DUCU'$  is a square because all four sides are congruent and it has a right angle.



PTS: 6

REF: 012335geo

TOP: Quadrilaterals in the Coordinate Plane

734 ANS:

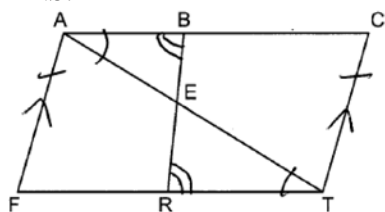
Quadrilateral  $ABCD$ ,  $\overline{AB} \cong \overline{CD}$ ,  $\overline{AB} \parallel \overline{CD}$ , diagonal  $\overline{AC}$  intersects  $\overline{EF}$  at  $G$ , and  $\overline{DE} \cong \overline{BF}$  (given);  $ABCD$  is a parallelogram (a quadrilateral with a pair of opposite sides  $\parallel$  is a parallelogram);  $\overline{AD} \cong \overline{CB}$  (opposite sides of a parallelogram are congruent);  $\overline{AE} \cong \overline{CF}$  (subtraction postulate);  $\overline{AD} \parallel \overline{CB}$  (opposite sides of a parallelogram are parallel);  $\angle EAG \cong \angle FCG$  (if parallel sides are cut by a transversal, the alternate interior angles are congruent);  $\angle AGE \cong \angle CGF$  (vertical angles);  $\triangle AEG \cong \triangle CFG$  (AAS);  $\overline{EG} \cong \overline{FG}$  (CPCTC):  $G$  is the midpoint of  $\overline{EF}$  (since  $G$  divides  $\overline{EF}$  into two equal parts,  $G$  is the midpoint of  $\overline{EF}$ ).

PTS: 6

REF: 062335geo

TOP: Quadrilateral Proofs

735 ANS:



Quadrilateral  $FACT$ ,  $\overline{BR}$  intersects diagonal  $\overline{AT}$  at  $E$ ,  $\overline{AF} \parallel \overline{CT}$ , and  $\overline{AF} \cong \overline{CT}$  (Given);  $FACT$  is a parallelogram (A quadrilateral with one pair of opposite sides parallel and congruent is a parallelogram);  $\overline{AC} \cong \overline{FT}$  (Opposite sides of a parallelogram are parallel);  $\angle BAE \cong \angle RTE$ ,  $\angle ABE \cong \angle TRE$  (Parallel lines cut by a transversal form alternate interior angles that are congruent);  $\triangle ABE \sim \triangle TRE$  (AA);  $\frac{AB}{AE} = \frac{TR}{TE}$  (Corresponding sides of similar triangles are proportional);  $(AB)(TE) = (AE)(TR)$  (Product of the means equals the product of the extremes).

PTS: 6

REF: 082335geo

TOP: Similarity Proofs