

**ALGEBRA I****Thursday, June 15, 2023 — 1:15 to 4:15 p.m., only**

Student Name _____

School Name _____

The possession or use of any communications device is strictly prohibited when taking this examination. If you have or use any communications device, no matter how briefly, your examination will be invalidated and no score will be calculated for you.

Print your name and the name of your school on the lines above.

A separate answer sheet for **Part I** has been provided to you. Follow the instructions from the proctor for completing the student information on your answer sheet.

This examination has four parts, with a total of 37 questions. You must answer all questions in this examination. Record your answers to the Part I multiple-choice questions on the separate answer sheet. Write your answers to the questions in **Parts II, III, and IV** directly in this booklet. All work should be written in pen, except for graphs and drawings, which should be done in pencil. Clearly indicate the necessary steps, including appropriate formula substitutions, diagrams, graphs, charts, etc. Utilize the information provided for each question to determine your answer. Note that diagrams are not necessarily drawn to scale.

The formulas that you may need to answer some questions in this examination are found at the end of the examination. This sheet is perforated so you may remove it from this booklet.

Scrap paper is not permitted for any part of this examination, but you may use the blank spaces in this booklet as scrap paper. A perforated sheet of scrap graph paper is provided at the end of this booklet for any question for which graphing may be helpful but is not required. You may remove this sheet from this booklet. Any work done on this sheet of scrap graph paper will *not* be scored.

When you have completed the examination, you must sign the statement printed at the end of the answer sheet, indicating that you had no unlawful knowledge of the questions or answers prior to the examination and that you have neither given nor received assistance in answering any of the questions during the examination. Your answer sheet cannot be accepted if you fail to sign this declaration.

Notice ...

A graphing calculator and a straightedge (ruler) must be available for you to use while taking this examination.

DO NOT OPEN THIS EXAMINATION BOOKLET UNTIL THE SIGNAL IS GIVEN.

Part I

Answer all 24 questions in this part. Each correct answer will receive 2 credits. No partial credit will be allowed. Utilize the information provided for each question to determine your answer. Note that diagrams are not necessarily drawn to scale. For each statement or question, choose the word or expression that, of those given, best completes the statement or answers the question. Record your answers on your separate answer sheet. [48]

Use this space for
computations.

1 The expression $9m^2 - 100$ is equivalent to

- (1) $(3m - 10)(3m + 10)$ (3) $(3m - 50)(3m + 50)$
(2) $(3m - 10)(3m - 10)$ (4) $(3m - 50)(3m - 50)$

2 Which expression represents an irrational number?

- (1) $\sqrt{16} + \sqrt{1}$ (3) $\sqrt{36} + \sqrt{7}$
(2) $\sqrt{25} + \sqrt{4}$ (4) $\sqrt{49} + \sqrt{9}$

3 Which linear equation represents a line that passes through the point $(-3, -8)$?

- (1) $y = 2x - 2$ (3) $y = 2x + 13$
(2) $y = 2x - 8$ (4) $y = 2x - 14$

4 The expression $(5x^2 - x + 4) - 3(x^2 - x - 2)$ is equivalent to

- (1) $2x^2 - 2x + 2$ (3) $2x^4 - 2x^2 + 2$
(2) $2x^2 + 2x + 10$ (4) $2x^4 - 2x^2 + 10$

5 The 24th term of the sequence $-5, -11, -17, -23, \dots$ is

- (1) -149 (3) 133
(2) -143 (4) 139

**Use this space for
computations.**

6 When completing the square for $x^2 - 18x + 77 = 0$, which equation is a correct step in this process?

(1) $(x - 9)^2 = 4$

(3) $x = \pm 13$

(2) $(x - 3)^2 = 2$

(4) $x - 9 = \pm 9$

7 Which function will have the greatest value when $x > 1$?

(1) $g(x) = 2(5)^x$

(3) $h(x) = 2x^2 + 5$

(2) $f(x) = 2x + 5$

(4) $k(x) = 2x^3 + 5$

8 Mike uses the equation $b = 1300(2.65)^x$ to determine the growth of bacteria in a laboratory setting. The exponent represents

(1) the total number of bacteria currently present

(2) the percent at which the bacteria are growing

(3) the initial amount of bacteria

(4) the number of time periods

9 A company ships an average of 30,000 items each week. The approximate number of items shipped each minute is calculated using the conversion

(1) $\frac{30,000 \text{ items}}{1 \text{ week}} \cdot \frac{7 \text{ days}}{1 \text{ week}} \cdot \frac{60 \text{ min}}{1 \text{ hr}} \cdot \frac{1 \text{ day}}{24 \text{ hrs}}$

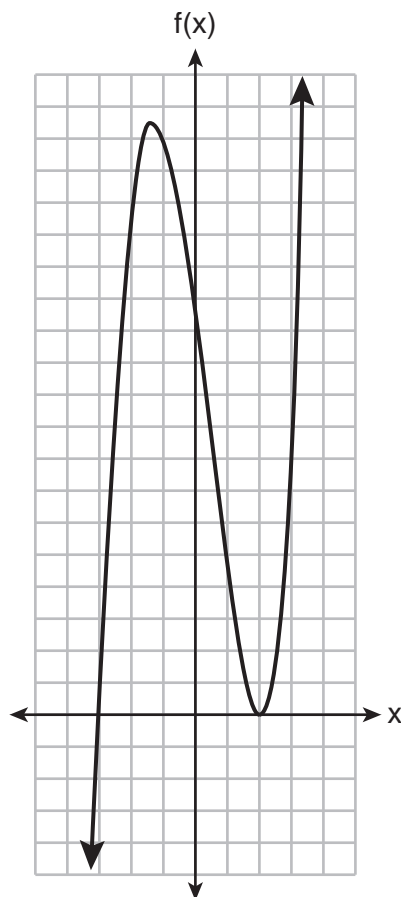
(2) $\frac{30,000 \text{ items}}{1 \text{ week}} \cdot \frac{1 \text{ week}}{7 \text{ days}} \cdot \frac{1 \text{ day}}{24 \text{ hrs}} \cdot \frac{1 \text{ hr}}{60 \text{ min}}$

(3) $\frac{1 \text{ week}}{30,000 \text{ items}} \cdot \frac{1 \text{ week}}{7 \text{ days}} \cdot \frac{1 \text{ day}}{24 \text{ hrs}} \cdot \frac{1 \text{ hr}}{60 \text{ min}}$

(4) $\frac{1 \text{ week}}{30,000 \text{ items}} \cdot \frac{7 \text{ days}}{1 \text{ week}} \cdot \frac{24 \text{ hrs}}{1 \text{ day}} \cdot \frac{60 \text{ min}}{1 \text{ hr}}$

10 A function is graphed below.

Use this space for computations.



A possible equation for this function is

- (1) $f(x) = (x + 2)(x - 3)$ (3) $f(x) = (x - 2)^2(x + 3)$
(2) $f(x) = (x - 2)(x + 3)$ (4) $f(x) = (x - 2)(x + 3)(x - 12)$

11 If $g(x) = -x^2 - x + 5$, then $g(-4)$ is equal to

- (1) -15 (3) 17
(2) -7 (4) 25

12 A movie theater's popcorn box is a rectangular prism with a base that measures 6 inches by 4 inches and has a height of 8 inches. To create a larger box, both the length and the width will be increased by x inches. The height will remain the same. Which function represents the volume, $V(x)$, of the larger box?

- (1) $V(x) = (6 + x)(4 + x)(8 + x)$
(2) $V(x) = (6 + x)(4 + x)(8)$
(3) $V(x) = (6 + x) + (4 + x) + (8 + x)$
(4) $V(x) = (6 + x) + (4 + x) + (8)$

Use this space for
computations.

13 The expression $300(4)^{x+3}$ is equivalent to

- (1) $300(4)^x(4)^3$ (3) $300(4)^x + 300(4)^3$
(2) $300(4^x)^3$ (4) $300^x(4)^3$

14 Ashley only has 7 quarters and some dimes in her purse. She needs at least \$3.00 to pay for lunch. Which inequality could be used to determine the number of dimes, d , she needs in her purse to be able to pay for lunch?

- (1) $1.75 + d \geq 3.00$ (3) $1.75 + d \leq 3.00$
(2) $1.75 + 0.10d \geq 3.00$ (4) $1.75 + 0.10d \leq 3.00$

15 The formula for the area of a trapezoid is $A = \frac{1}{2}(b_1 + b_2)h$.

The height, h , of the trapezoid may be expressed as

- (1) $2A - b_1 - b_2$ (3) $\frac{1}{2}A - b_1 - b_2$
(2) $\frac{2A - b_1}{b_2}$ (4) $\frac{2A}{b_1 + b_2}$

16 The function $f(x) = |x|$ is multiplied by k to create the new function $g(x) = k|x|$. Which statement is true about the graphs of $f(x)$ and $g(x)$

if $k = \frac{1}{2}$?

- (1) $g(x)$ is a reflection of $f(x)$ over the y -axis.
(2) $g(x)$ is a reflection of $f(x)$ over the x -axis.
(3) $g(x)$ is wider than $f(x)$.
(4) $g(x)$ is narrower than $f(x)$.

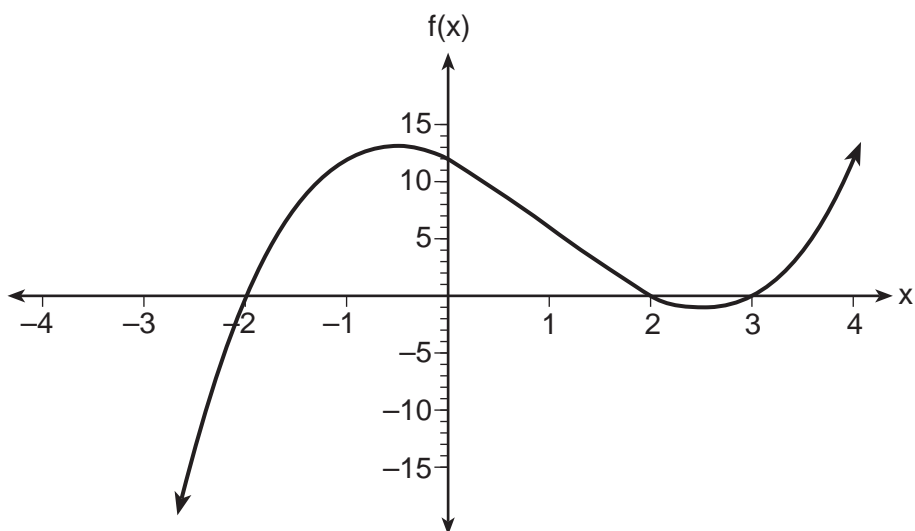
Part II

Answer all 8 questions in this part. Each correct answer will receive 2 credits. Clearly indicate the necessary steps, including appropriate formula substitutions, diagrams, graphs, charts, etc. Utilize the information provided for each question to determine your answer. Note that diagrams are not necessarily drawn to scale. For all questions in this part, a correct numerical answer with no work shown will receive only 1 credit. All answers should be written in pen, except for graphs and drawings, which should be done in pencil. [16]

25 Solve the equation algebraically for x :

$$-2.4(x + 1.4) = 6.8x - 22.68$$

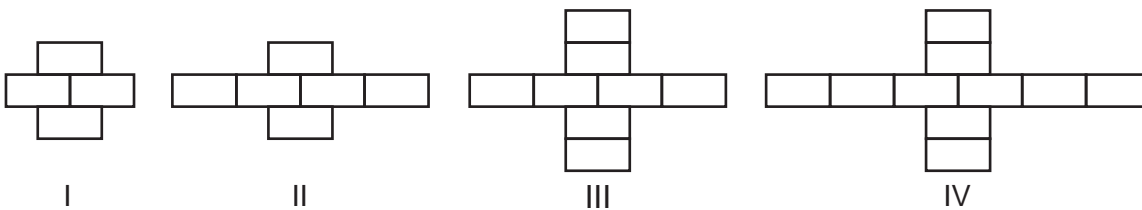
26 The function $f(x)$ is graphed on the set of axes below.



State the zeros of $f(x)$.

Explain your reasoning.

27 Breanna creates the pattern of blocks below in her art class.



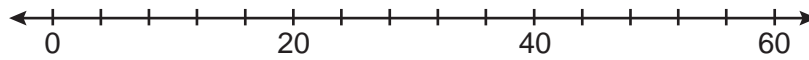
A friend tells her that the number of blocks in the pattern is increasing exponentially.

Is her friend correct?

Explain your reasoning.

28 The data set 20, 36, 52, 56, 24, 16, 40, 4, 28 represents the number of books purchased by nine book club members in a year.

Construct a box plot for these data on the number line below.



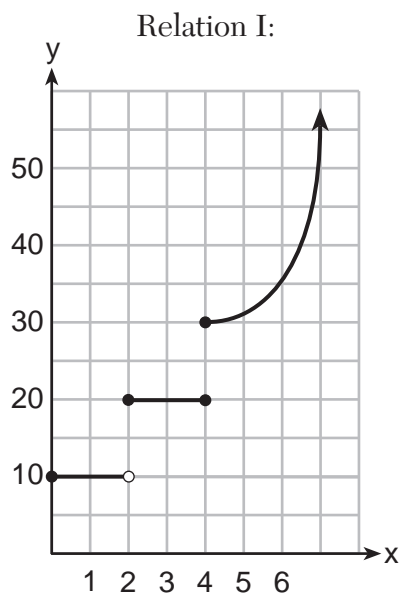
29 Given:

$$A = x + 5$$

$$B = x^2 - 18$$

Express $A^2 + B$ in standard form.

30 The two relations shown below are *not* functions.



Explain how you could change each relation so that they each become a function.

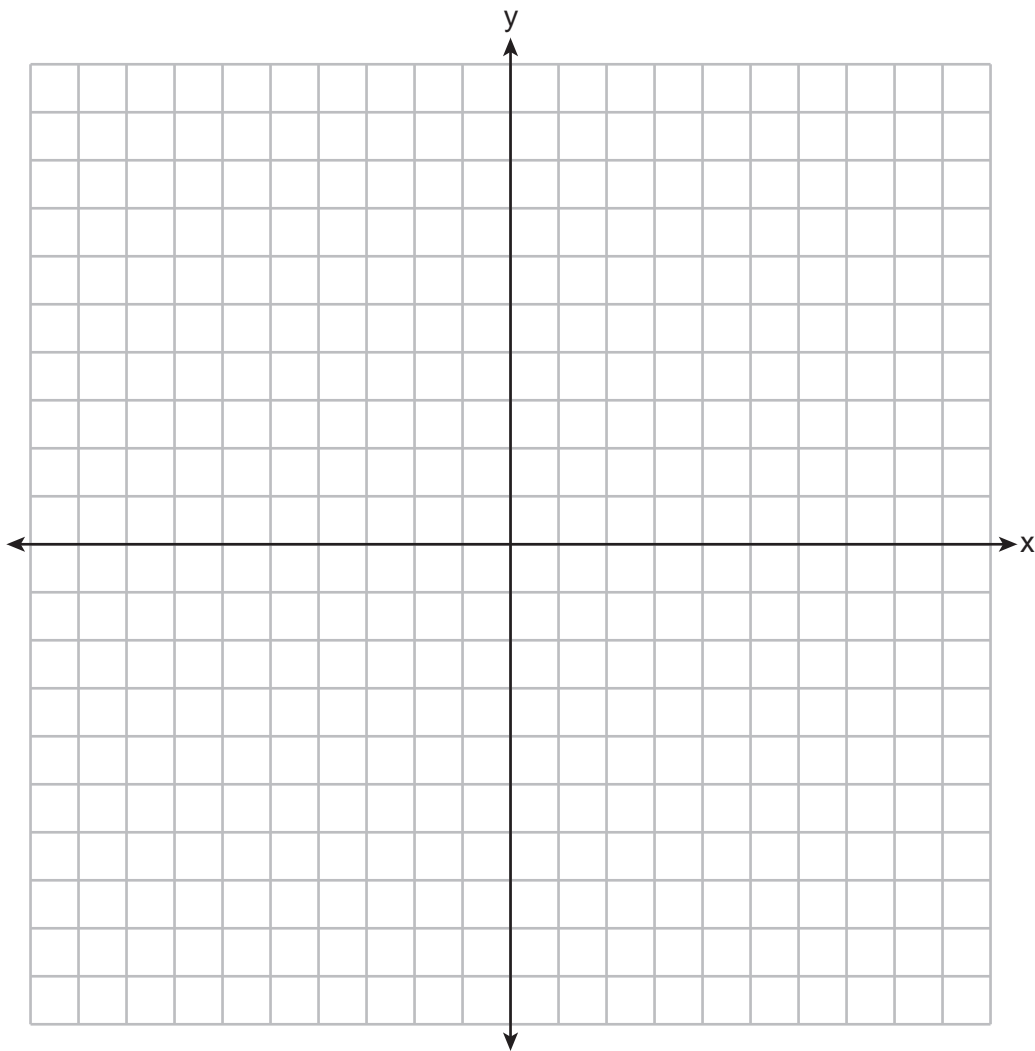
31 Factor $2x^2 + 16x - 18$ completely.

32 Solve $3d^2 - 8d + 3 = 0$ algebraically for all values of d , rounding to the *nearest tenth*.

Part III

Answer all 4 questions in this part. Each correct answer will receive 4 credits. Clearly indicate the necessary steps, including appropriate formula substitutions, diagrams, graphs, charts, etc. Utilize the information provided for each question to determine your answer. Note that diagrams are not necessarily drawn to scale. For all questions in this part, a correct numerical answer with no work shown will receive only 1 credit. All answers should be written in pen, except for graphs and drawings, which should be done in pencil. [16]

33 Graph $f(x) = |x| + 1$ and $g(x) = -x^2 + 6x + 1$ on the set of axes below.

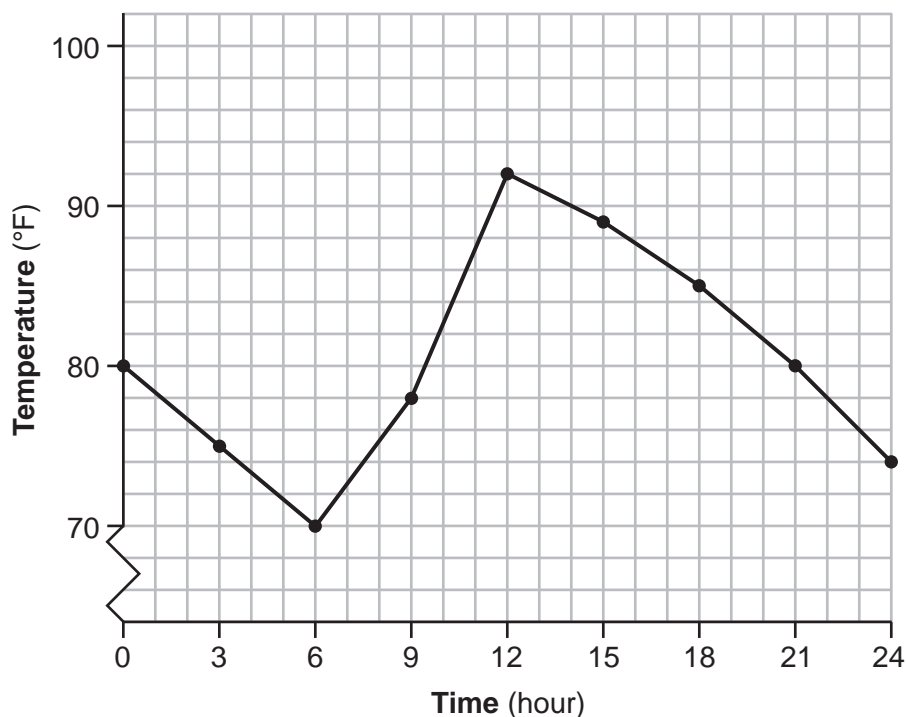


Based on your graph, determine all values of x for which $f(x) = g(x)$.

34 Jean recorded temperatures over a 24-hour period one day in August in Syracuse, NY. Her results are shown in the table below.

Time (hour)	0	3	6	9	12	15	18	21	24
Temperature (°F)	80	75	70	78	92	89	85	80	74

Her data are modeled on the graph below.



State the entire interval over which the temperature is increasing.

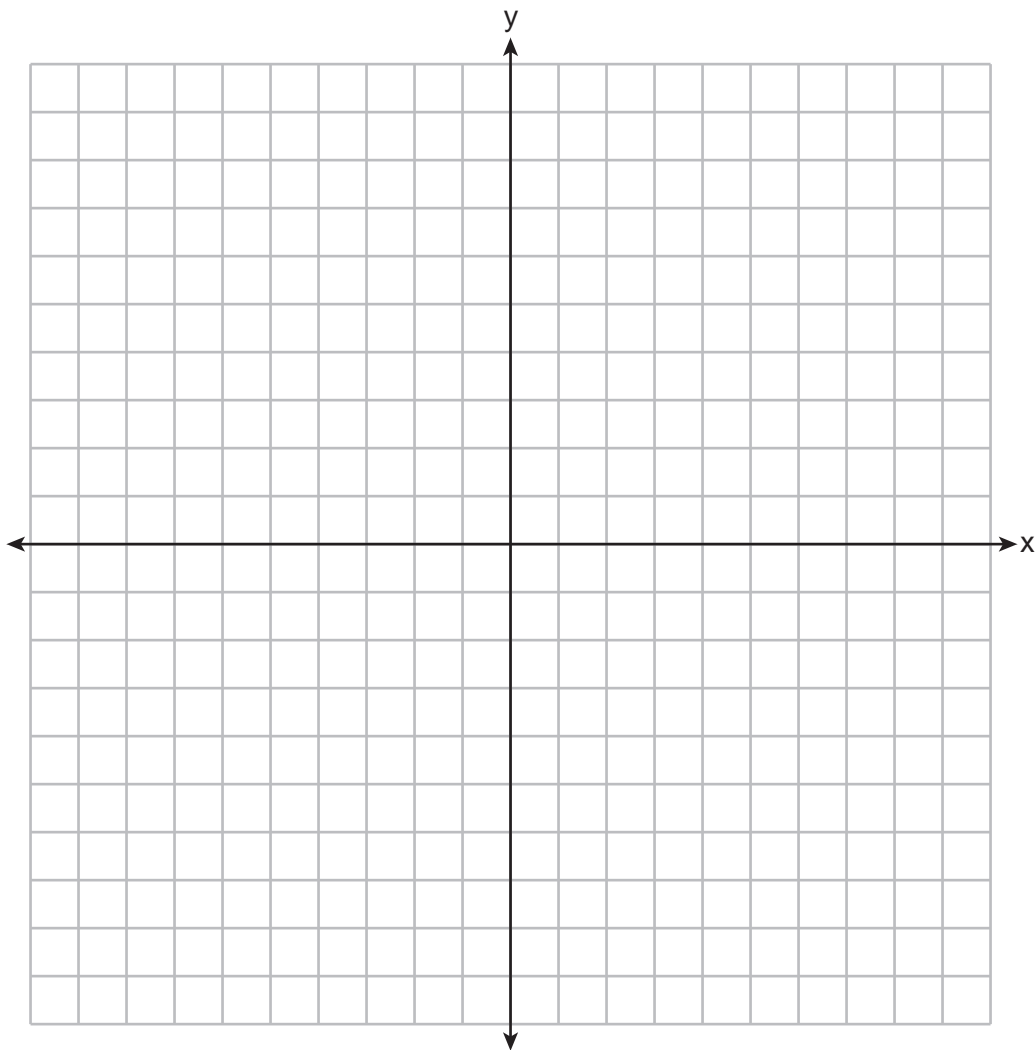
State the three-hour interval that has the greatest rate of change in temperature.

State the average rate of change from hour 12 to hour 24. Explain what this means in the context of the problem.

35 Solve the following system of inequalities graphically on the set of axes below.

$$\begin{aligned}2x + 3y &\geq -6 \\ x &< 3y + 6\end{aligned}$$

Label the solution set S .



Is the point $(4, -2)$ in the solution set?

Explain your answer.

36 Suzanna collected information about a group of ponies and horses. She made a table showing the height, measured in hands (hh), and the weight, measured in pounds (lbs), of each pony and horse.

Height (hh) x	Weight (lbs) y
11	264
12	638
13	700
14	850
15	1000
16	1230
17	1495

Write the linear regression equation for this set of data. Round all values to the *nearest hundredth*.

State the correlation coefficient for the linear regression. Round your answer to the *nearest hundredth*.

Explain what the correlation coefficient indicates about the linear fit of the data in the context of the problem.

Part IV

Answer the question in this part. A correct answer will receive 6 credits. Clearly indicate the necessary steps, including appropriate formula substitutions, diagrams, graphs, charts, etc. Utilize the information provided to determine your answer. Note that diagrams are not necessarily drawn to scale. A correct numerical answer with no work shown will receive only 1 credit. All answers should be written in pen, except for graphs and drawings, which should be done in pencil. [6]

37 Dana went shopping for plants to put in her garden. She bought three roses and two daisies for \$31.88. Later that day, she went back and bought two roses and one daisy for \$18.92.

If r represents the cost of one rose and d represents the cost of one daisy, write a system of equations that models this situation.

Use your system of equations to algebraically determine both the cost of one rose and the cost of one daisy.

Question 37 is continued on the next page.


Question 37 continued

If Dana had waited until the plants were on sale, she would have paid \$4.50 for each rose and \$6.50 for each daisy. Determine the total amount of money she would have saved by buying all of her flowers during the sale.


Scrap Graph Paper — this sheet will *not* be scored.

Tear Here

Tear Here



Scrap Graph Paper — this sheet will *not* be scored.



Tear Here

Tear Here

High School Math Reference Sheet

1 inch = 2.54 centimeters	1 kilometer = 0.62 mile	1 cup = 8 fluid ounces
1 meter = 39.37 inches	1 pound = 16 ounces	1 pint = 2 cups
1 mile = 5280 feet	1 pound = 0.454 kilogram	1 quart = 2 pints
1 mile = 1760 yards	1 kilogram = 2.2 pounds	1 gallon = 4 quarts
1 mile = 1.609 kilometers	1 ton = 2000 pounds	1 gallon = 3.785 liters
		1 liter = 0.264 gallon
		1 liter = 1000 cubic centimeters

Triangle	$A = \frac{1}{2}bh$
Parallelogram	$A = bh$
Circle	$A = \pi r^2$
Circle	$C = \pi d$ or $C = 2\pi r$
General Prisms	$V = Bh$
Cylinder	$V = \pi r^2 h$
Sphere	$V = \frac{4}{3}\pi r^3$
Cone	$V = \frac{1}{3}\pi r^2 h$
Pyramid	$V = \frac{1}{3}Bh$

Pythagorean Theorem	$a^2 + b^2 = c^2$
Quadratic Formula	$x = \frac{-b \pm \sqrt{b^2 - 4ac}}{2a}$
Arithmetic Sequence	$a_n = a_1 + (n - 1)d$
Geometric Sequence	$a_n = a_1 r^{n - 1}$
Geometric Series	$S_n = \frac{a_1 - a_1 r^n}{1 - r}$ where $r \neq 1$
Radians	1 radian = $\frac{180}{\pi}$ degrees
Degrees	1 degree = $\frac{\pi}{180}$ radians
Exponential Growth/Decay	$A = A_0 e^{k(t - t_0)} + B_0$

Tear Here

Tear Here

Tear Here

Tear Here

Regents Examination in Algebra I – June 2023

Scoring Key: Part I (Multiple-Choice Questions)

Examination	Date	Question Number	Scoring Key	Question Type	Credit	Weight
Algebra I	June '23	1	1	MC	2	1
Algebra I	June '23	2	3	MC	2	1
Algebra I	June '23	3	1	MC	2	1
Algebra I	June '23	4	2	MC	2	1
Algebra I	June '23	5	2	MC	2	1
Algebra I	June '23	6	1	MC	2	1
Algebra I	June '23	7	1	MC	2	1
Algebra I	June '23	8	4	MC	2	1
Algebra I	June '23	9	2	MC	2	1
Algebra I	June '23	10	3	MC	2	1
Algebra I	June '23	11	2	MC	2	1
Algebra I	June '23	12	2	MC	2	1
Algebra I	June '23	13	1	MC	2	1
Algebra I	June '23	14	2	MC	2	1
Algebra I	June '23	15	4	MC	2	1
Algebra I	June '23	16	3	MC	2	1
Algebra I	June '23	17	2	MC	2	1
Algebra I	June '23	18	4	MC	2	1
Algebra I	June '23	19	3	MC	2	1
Algebra I	June '23	20	2	MC	2	1
Algebra I	June '23	21	3	MC	2	1
Algebra I	June '23	22	3	MC	2	1
Algebra I	June '23	23	4	MC	2	1
Algebra I	June '23	24	1	MC	2	1

Regents Examination in Algebra I – June 2023

Scoring Key: Parts II, III, and IV (Constructed-Response Questions)

Examination	Date	Question Number	Scoring Key	Question Type	Credit	Weight
Algebra I	June '23	25	-	CR	2	1
Algebra I	June '23	26	-	CR	2	1
Algebra I	June '23	27	-	CR	2	1
Algebra I	June '23	28	-	CR	2	1
Algebra I	June '23	29	-	CR	2	1
Algebra I	June '23	30	-	CR	2	1
Algebra I	June '23	31	-	CR	2	1
Algebra I	June '23	32	-	CR	2	1
Algebra I	June '23	33	-	CR	4	1
Algebra I	June '23	34	-	CR	4	1
Algebra I	June '23	35	-	CR	4	1
Algebra I	June '23	36	-	CR	4	1
Algebra I	June '23	37	-	CR	6	1

Key
MC = Multiple-choice question
CR = Constructed-response question

The chart for determining students' final examination scores for the **June 2023 Regents Examination in Algebra I** will be posted on the Department's web site at: <https://www.nysedregents.org/algebraone/> on the day of the examination. Conversion charts provided for the previous administrations of the Regents Examination in Algebra I must NOT be used to determine students' final scores for this administration.

FOR TEACHERS ONLY

The University of the State of New York
REGENTS HIGH SCHOOL EXAMINATION

ALGEBRA I

Thursday, June 15, 2023 — 1:15 to 4:15 p.m., only

RATING GUIDE

Updated information regarding the rating of this examination may be posted on the New York State Education Department's web site during the rating period. Check this web site at: <https://www.nysed.gov/state-assessment/high-school-regents-examinations> and select the link "Scoring Information" for any recently posted information regarding this examination. This site should be checked before the rating process for this examination begins and several times throughout the Regents Examination period.

The Department is providing supplemental scoring guidance, the "Model Response Set," for the Regents Examination in Algebra I. This guidance is intended to be part of the scorer training. Schools are encouraged to incorporate the Model Response Sets into the scorer training or to use them as additional information during scoring. While not reflective of all scenarios, the model responses selected for the Model Response Set illustrate how less common student responses to constructed-response questions may be scored. The Model Response Set will be available on the Department's web site at <https://www.nysedregents.org/algebraone/>.

Note: The rubric definition for a 0-credit response has been updated based on feedback from New York State mathematics educators.

Mechanics of Rating

The following procedures are to be followed for scoring student answer papers for the Regents Examination in Algebra I. More detailed information about scoring is provided in the publication *Information Booklet for Scoring the Regents Examination in Algebra I*.

Do *not* attempt to correct the student's work by making insertions or changes of any kind. In scoring the constructed-response questions, use check marks to indicate student errors. Unless otherwise specified, mathematically correct variations in the answers will be allowed. Units need not be given when the wording of the questions allows such omissions.

Each student's answer paper is to be scored by a minimum of three mathematics teachers. No one teacher is to score more than approximately one-third of the constructed-response questions on a student's paper. Teachers may not score their own students' answer papers. On the student's separate answer sheet, for each question, record the number of credits earned and the teacher's assigned rater/scorer letter.

Schools are not permitted to rescore any of the constructed-response questions on this exam after each question has been rated once, regardless of the final exam score. Schools are required to ensure that the raw scores have been added correctly and that the resulting scale score has been determined accurately.

Raters should record the student's scores for all questions and the total raw score on the student's separate answer sheet. Then the student's total raw score should be converted to a scale score by using the conversion chart that will be posted on the Department's web site at: <https://www.nysed.gov/state-assessment/high-school-regents-examinations> on Thursday, June 15, 2023. Because scale scores corresponding to raw scores in the conversion chart may change from one administration to another, it is crucial that, for each administration, the conversion chart provided for that administration be used to determine the student's final score. The student's scale score should be entered in the box provided on the student's separate answer sheet. The scale score is the student's final examination score.

General Rules for Applying Mathematics Rubrics

I. General Principles for Rating

The rubrics for the constructed-response questions on the Regents Examination in Algebra I are designed to provide a systematic, consistent method for awarding credit. The rubrics are not to be considered all-inclusive; it is impossible to anticipate all the different methods that students might use to solve a given problem. Each response must be rated carefully using the teacher's professional judgment and knowledge of mathematics; all calculations must be checked. The specific rubrics for each question must be applied consistently to all responses. In cases that are not specifically addressed in the rubrics, raters must follow the general rating guidelines in the publication *Information Booklet for Scoring the Regents Examination in Algebra I*, use their own professional judgment, confer with other mathematics teachers, and/or contact the State Education Department for guidance. During each Regents Examination administration period, rating questions may be referred directly to the Education Department. The contact numbers are sent to all schools before each administration period.

II. Full-Credit Responses

A full-credit response provides a complete and correct answer to all parts of the question. Sufficient work is shown to enable the rater to determine how the student arrived at the correct answer.

When the rubric for the full-credit response includes one or more examples of an acceptable method for solving the question (usually introduced by the phrase “such as”), it does not mean that there are no additional acceptable methods of arriving at the correct answer. Unless otherwise specified, mathematically correct alternative solutions should be awarded credit. The only exceptions are those questions that specify the type of solution that must be used; e.g., an algebraic solution or a graphic solution. A correct solution using a method other than the one specified is awarded half the credit of a correct solution using the specified method.

III. Appropriate Work

Full-Credit Responses: The directions in the examination booklet for all the constructed-response questions state: “Clearly indicate the necessary steps, including appropriate formula substitutions, diagrams, graphs, charts, etc.” The student has the responsibility of providing the correct answer **and** showing how that answer was obtained. The student must “construct” the response; the teacher should not have to search through a group of seemingly random calculations scribbled on the student paper to ascertain what method the student may have used.

Responses With Errors: Rubrics that state “Appropriate work is shown, but...” are intended to be used with solutions that show an essentially complete response to the question but contain certain types of errors, whether computational, rounding, graphing, or conceptual. If the response is incomplete; i.e., an equation is written but not solved or an equation is solved but not all of the parts of the question are answered, appropriate work has **not** been shown. Other rubrics address incomplete responses.

IV. Multiple Errors

Computational Errors, Graphing Errors, and Rounding Errors: Each of these types of errors results in a 1-credit deduction. Any combination of two of these types of errors results in a 2-credit deduction. No more than 2 credits should be deducted for such mechanical errors in a 4-credit question and no more than 3 credits should be deducted in a 6-credit question. The teacher must carefully review the student's work to determine what errors were made and what type of errors they were.

Conceptual Errors: A conceptual error involves a more serious lack of knowledge or procedure. Examples of conceptual errors include using the incorrect formula for the area of a figure, choosing the incorrect trigonometric function, or multiplying the exponents instead of adding them when multiplying terms with exponents.

If a response shows repeated occurrences of the same conceptual error, the student should not be penalized twice. If the same conceptual error is repeated in responses to other questions, credit should be deducted in each response.

For 4- and 6-credit questions, if a response shows one conceptual error and one computational, graphing, or rounding error, the teacher must award credit that takes into account both errors. Refer to the rubric for specific scoring guidelines.

Part II

For each question, use the specific criteria to award a maximum of 2 credits. Unless otherwise specified, mathematically correct alternative solutions should be awarded appropriate credit.

(25) [2] 2.1, and correct algebraic work is shown.

[1] Appropriate work is shown, but one computational error is made.

or

[1] Appropriate work is shown, but one conceptual error is made.

or

[1] 2.1, but a method other than algebraic is used.

or

[1] 2.1, but no work is shown.

[0] A zero response does not contain enough relevant course-level work to receive any credit, does not satisfy the criteria for one or more credits, or is a correct response that was obtained by an obviously incorrect procedure.

(26) [2] -2 , 2 , and 3 , and a correct explanation is written.

[1] Appropriate work is shown, but one conceptual error is made.

or

[1] -2 , 2 , and 3 , but the explanation is missing or incorrect.

or

[1] A correct explanation is written, but no further correct work is shown.

[0] A zero response does not contain enough relevant course-level work to receive any credit, does not satisfy the criteria for one or more credits, or is a correct response that was obtained by an obviously incorrect procedure.

(27) **[2]** A correct explanation indicating a negative response is written.

[1] Appropriate work is shown, but one computational error is made.

or

[1] Appropriate work is shown, but one conceptual error is made.

or

[1] An incomplete explanation is written.

[0] No, but no explanation is written.

or

[0] A zero response does not contain enough relevant course-level work to receive any credit, does not satisfy the criteria for one or more credits, or is a correct response that was obtained by an obviously incorrect procedure.

(28) **[2]** A correct box plot with $\text{Min} = 4$, $Q_1 = 18$, $Q_2 = 28$, $Q_3 = 46$, $\text{Max} = 56$ is drawn.

[1] Appropriate work is shown, but one computational or graphing error is made.

or

[1] Appropriate work is shown, but one conceptual error is made.

or

[1] $\text{Min} = 4$, $Q_1 = 18$, $Q_2 = 28$, $Q_3 = 46$, and $\text{Max} = 56$ are stated, but no further correct work is shown.

[0] A zero response does not contain enough relevant course-level work to receive any credit, does not satisfy the criteria for one or more credits, or is a correct response that was obtained by an obviously incorrect procedure.

(29) **[2]** $2x^2 + 10x + 7$, and correct work is shown.

[1] Appropriate work is shown, but one computational error is made.

or

[1] Appropriate work is shown, but one conceptual error is made.

or

[1] Appropriate work is shown, but the expression is not written in standard form.

or

[1] Appropriate work is shown to find $x^2 + 10x + 25$, but no further correct work is shown.

or

[1] $2x^2 + 10x + 7$, but no work is shown.

[0] A zero response does not contain enough relevant course-level work to receive any credit, does not satisfy the criteria for one or more credits, or is a correct response that was obtained by an obviously incorrect procedure.

(30) **[2]** Two correct explanations are written.

[1] One correct explanation is written.

[0] A zero response does not contain enough relevant course-level work to receive any credit, does not satisfy the criteria for one or more credits, or is a correct response that was obtained by an obviously incorrect procedure.

(31) **[2]** $2(x + 9)(x - 1)$, and correct work is shown.

[1] Appropriate work is shown, but one computational or factoring error is made.

or

[1] Appropriate work is shown, but one conceptual error is made.

or

[1] $2(x + 9)(x - 1)$, but no work is shown.

[0] A zero response does not contain enough relevant course-level work to receive any credit, does not satisfy the criteria for one or more credits, or is a correct response that was obtained by an obviously incorrect procedure.

(32) **[2]** 2.2 and 0.5, and correct algebraic work is shown.

[1] Appropriate work is shown, but one computational or rounding error is made.

or

[1] Appropriate work is shown, but one conceptual error is made.

or

[1] Appropriate work is shown, but only one correct solution is found.

or

[1] 2.2 and 0.5, but a method other than algebraic is used.

or

[1] Appropriate work is shown to find $\frac{8 \pm \sqrt{28}}{6}$, but no further correct work is shown.

or

[1] 2.2 and 0.5, but no work is shown.

[0] A zero response does not contain enough relevant course-level work to receive any credit, does not satisfy the criteria for one or more credits, or is a correct response that was obtained by an obviously incorrect procedure.

Part III

For each question, use the specific criteria to award a maximum of 4 credits. Unless otherwise specified, mathematically correct alternative solutions should be awarded appropriate credit.

(33) [4] $f(x)$ and $g(x)$ are graphed correctly, and 0 and 5 are stated.

[3] Appropriate work is shown, but one graphing error is made.

or

[3] Appropriate work is shown, but only 0 or 5 is stated.

or

[3] Appropriate work is shown, but the solutions are stated as (0,1) and (5,6).

[2] Both $f(x)$ and $g(x)$ are graphed correctly, but no further correct work is shown.

[1] Either $f(x)$ or $g(x)$ is graphed correctly, but no further correct work is shown.

or

[1] 0 and 5, but no work is shown.

[0] A zero response does not contain enough relevant course-level work to receive any credit, does not satisfy the criteria for one or more credits, or is a correct response that was obtained by an obviously incorrect procedure.

(34) [4] $6-12$, $9-12$, and $-\frac{3}{2}$ or equivalent are stated, and a correct explanation is written.

[3] Appropriate work is shown, but one computational error is made.

or

[3] Appropriate work is shown, but one interval is missing or incorrect.

or

[3] Appropriate work is shown, but the explanation is missing or incorrect.

[2] Both intervals are stated correctly, but no further correct work is shown.

or

[2] $-\frac{3}{2}$ is stated and a correct explanation is written, but no further correct work is shown.

[1] One correct interval is stated, but no further correct work is shown.

or

[1] $-\frac{3}{2}$ is stated, but no further correct work is shown.

[0] A zero response does not contain enough relevant course-level work to receive any credit, does not satisfy the criteria for one or more credits, or is a correct response that was obtained by an obviously incorrect procedure.

(35) [4] Both inequalities are graphed correctly and at least one is labeled, the solution is labeled S , and a correct explanation indicating a negative response is written.

[3] Appropriate work is shown, but one computational, graphing, or labeling error is made.

or

[3] Appropriate work is shown, but the solution is not labeled S .

or

[3] Appropriate work is shown, but the explanation is missing or incorrect.

or

[3] One inequality is graphed incorrectly, but the system is used appropriately.

[2] Appropriate work is shown, but two or more computational, graphing, or labeling errors are made.

or

[2] Both inequalities are graphed correctly with at least one labeled, but no further correct work is shown.

[1] A correct explanation is written, but no further correct work is shown.

or

[1] One inequality is graphed and labeled correctly, but no further correct work is shown.

or

[1] $2x + 3y = -6$ and $x = 3y + 6$ are graphed correctly and at least one is labeled, but no further correct work is shown.

[0] A zero response does not contain enough relevant course-level work to receive any credit, does not satisfy the criteria for one or more credits, or is a correct response that was obtained by an obviously incorrect procedure.

(36) [4] $y = 184.89x - 1706.07$, 0.99, and a correct explanation in context is written.

[3] Appropriate work is shown, but one computational or rounding error is made.

or

[3] The full display of the student's calculator showing incorrect values for a , b , and r is written, but used appropriately.

or

[3] Appropriate work is shown, but the expression $184.89x - 1706.07$ is written.

[2] A correct equation is written, but no further correct work is shown.

[1] A correct explanation in context is written, but no further correct work is shown.

or

[1] 0.99, but no further correct work is shown.

[0] A zero response does not contain enough relevant course-level work to receive any credit, does not satisfy the criteria for one or more credits, or is a correct response that was obtained by an obviously incorrect procedure.

Part IV

For this question, use the specific criteria to award a maximum of 6 credits. Unless otherwise specified, mathematically correct alternative solutions should be awarded appropriate credit.

(37) [6] $3r + 2d = 31.88$ and $2r + d = 18.92$ are stated, correct algebraic work is shown to find $r = 5.96$ and $d = 7.00$, and correct work is shown to find 8.80.

[5] Appropriate work is shown, but one computational error is made.

or

[5] Appropriate work is shown to find either $r = 5.96$ or $d = 7.00$, and correct work is shown to find 8.80.

or

[5] One equation is written incorrectly, but the system is solved appropriately, and correct work is shown to find 8.80.

or

[5] Appropriate work is shown, but a method other than algebraic is used to find $r = 5.96$ and $d = 7.00$, and correct work is shown to find 8.80.

[4] Appropriate work is shown to find $r = 5.96$ and $d = 7.00$, but no further correct work is shown.

or

[4] A correct system of equations is written, and correct work is shown to find 8.80.

[3] A correct system of equations is written, and 8.80 is stated, but no further correct work is shown.

[2] A correct system of equations is written, but no further correct work is shown.

or

[2] Correct work is shown to find 8.80, but no further correct work is shown.

[1] One correct equation is written, but no further correct work is shown.

or

[1] 8.80 is stated, but no work is shown.

or

[1] $r = 5.96$ and $d = 7.00$, but no work is shown.

[0] A zero response does not contain enough relevant course-level work to receive any credit, does not satisfy the criteria for one or more credits, or is a correct response that was obtained by an obviously incorrect procedure.

**Map to the Learning Standards
Algebra I
June 2023**

Question	Type	Credits	Cluster
1	Multiple Choice	2	A-SSE.A
2	Multiple Choice	2	N-RN.B
3	Multiple Choice	2	A-REI.D
4	Multiple Choice	2	A-APR.A
5	Multiple Choice	2	F-IF.A
6	Multiple Choice	2	A-REI.B
7	Multiple Choice	2	F-LE.A
8	Multiple Choice	2	F-LE.B
9	Multiple Choice	2	N-Q.A
10	Multiple Choice	2	A-APR.B
11	Multiple Choice	2	F-IF.A
12	Multiple Choice	2	F-BF.A
13	Multiple Choice	2	A-SSE.B
14	Multiple Choice	2	A-CED.A
15	Multiple Choice	2	A-CED.A
16	Multiple Choice	2	F-BF.B
17	Multiple Choice	2	S-ID.B
18	Multiple Choice	2	A-REI.B
19	Multiple Choice	2	F-IF.C
20	Multiple Choice	2	F-IF.A

21	Multiple Choice	2	F-BF.A
22	Multiple Choice	2	A-REI.B
23	Multiple Choice	2	A-SSE.A
24	Multiple Choice	2	F-IF.B
25	Constructed Response	2	A-REI.B
26	Constructed Response	2	A-APR.B
27	Constructed Response	2	F-LE.A
28	Constructed Response	2	S-ID.A
29	Constructed Response	2	A-APR.A
30	Constructed Response	2	F-IF.A
31	Constructed Response	2	A-SSE.A
32	Constructed Response	2	A-REI.B
33	Constructed Response	4	A-REI.D
34	Constructed Response	4	F-IF.B
35	Constructed Response	4	A-REI.D
36	Constructed Response	4	S-ID.C
37	Constructed Response	6	A-CED.A

Regents Examination in Algebra I

June 2023

Chart for Converting Total Test Raw Scores to Final Examination Scores (Scale Scores)

The *Chart for Determining the Final Examination Score for the June 2023 Regents Examination in Algebra I* will be posted on the Department's web site at: <https://www.nysed.gov/state-assessment/high-school-regents-examinations> by Thursday, June 15, 2023. Conversion charts provided for previous administrations of the Regents Examination in Algebra I must NOT be used to determine students' final scores for this administration.

Online Submission of Teacher Evaluations of the Test to the Department

Suggestions and feedback from teachers provide an important contribution to the test development process. The Department provides an online evaluation form for State assessments. It contains spaces for teachers to respond to several specific questions and to make suggestions. Instructions for completing the evaluation form are as follows:

1. Go to <https://www.nysed.gov/state-assessment/teacher-feedback-state-assessments>.
2. Select the test title.
3. Complete the required demographic fields.
4. Complete each evaluation question and provide comments in the space provided.
5. Click the SUBMIT button at the bottom of the page to submit the completed form.

The University of the State of New York
REGENTS HIGH SCHOOL EXAMINATION

ALGEBRA I

Thursday, June 15, 2023 — 1:15 to 4:15 p.m., only

MODEL RESPONSE SET

Table of Contents

Question 25.....	2
Question 26.....	5
Question 27.....	12
Question 28.....	16
Question 29.....	21
Question 30.....	27
Question 31.....	31
Question 32.....	37
Question 33.....	44
Question 34.....	51
Question 35.....	59
Question 36.....	66
Question 37.....	72

Question 25

25 Solve the equation algebraically for x:

$$-2.4(x + 1.4) = 6.8x - 22.68$$

$$\begin{array}{r} -2.4x - 3.36 = 6.8x - 22.68 \\ + 22.68 \qquad + 22.68 \end{array}$$

$$\begin{array}{r} -2.4x + 19.32 = 6.8x \\ + 2.4x \qquad + 2.4x \end{array}$$

$$\begin{array}{r} 19.32 = 9.2x \\ \hline 9.2 \quad 9.2 \end{array}$$

$$\boxed{x = 2.1}$$

Score 2: The student gave a complete and correct response.

Question 25

25 Solve the equation algebraically for x :

$$\begin{aligned} -2.4(x + 1.4) &= 6.8x - 22.68 \\ -2.4x - 3.36 &= 6.8x - 22.68 \\ -6.8x & \\ \hline -9.2x - 3.36 &= -22.68 \\ + 3.36 & \\ -9.2x &= -19.32 \end{aligned}$$

$$\boxed{5.75} \leftarrow \text{answer.}$$

Score 1: The student divided by -3.36 .

Question 25

25 Solve the equation algebraically for x :

$$-2.4(x + 1.4) = 6.8x - 22.68$$

$$-2.4(x + 1.4) = 6.8x - 22.68$$

$$\begin{array}{r} -2.4x - 2.736 = 6.8x - 22.68 \\ -6.8x \qquad \qquad -6.8x \end{array}$$

$$\begin{array}{r} -8.2x - 2.736 = -22.68 \\ -2.736 \qquad -2.736 \end{array}$$

$$\frac{-8.2x}{-8.2} = \frac{-25.416}{-8.2}$$

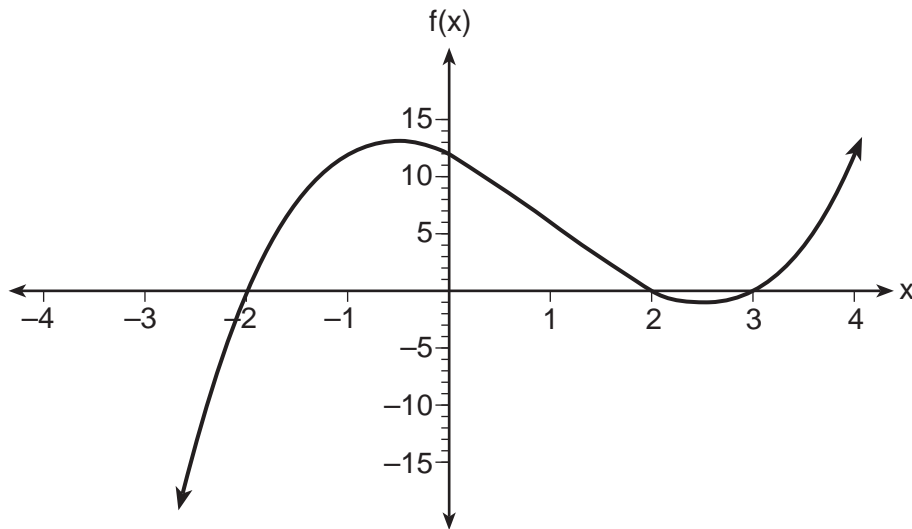
$$x = 3.099512195$$

$$x \approx 3.1$$

Score 0: The student did not show enough correct work to receive any credit.

Question 26

26 The function $f(x)$ is graphed on the set of axes below.



State the zeros of $f(x)$.

$\{-2, 2, 3\}$

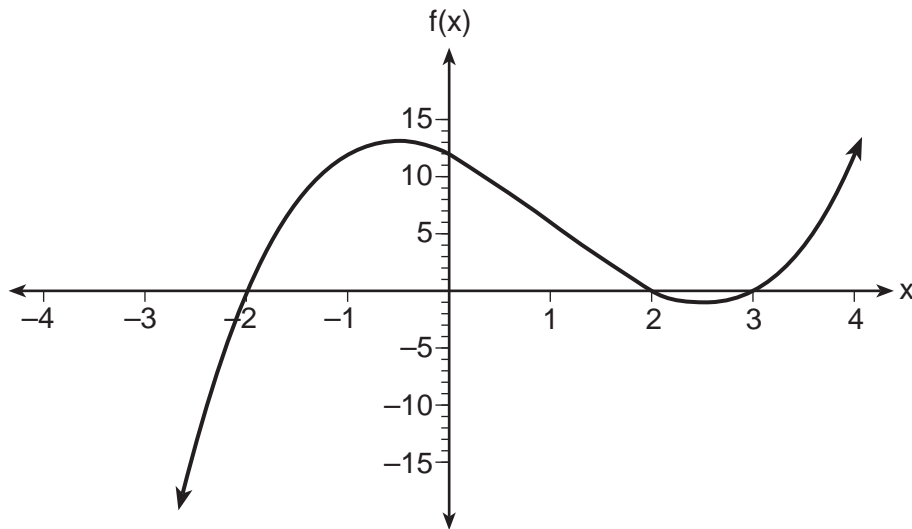
Explain your reasoning.

the zeros are
the points where
the graph touches
the x-axis

Score 2: The student gave a complete and correct response.

Question 26

26 The function $f(x)$ is graphed on the set of axes below.



State the zeros of $f(x)$.

The zeroes are $-2, 2,$ and $3.$

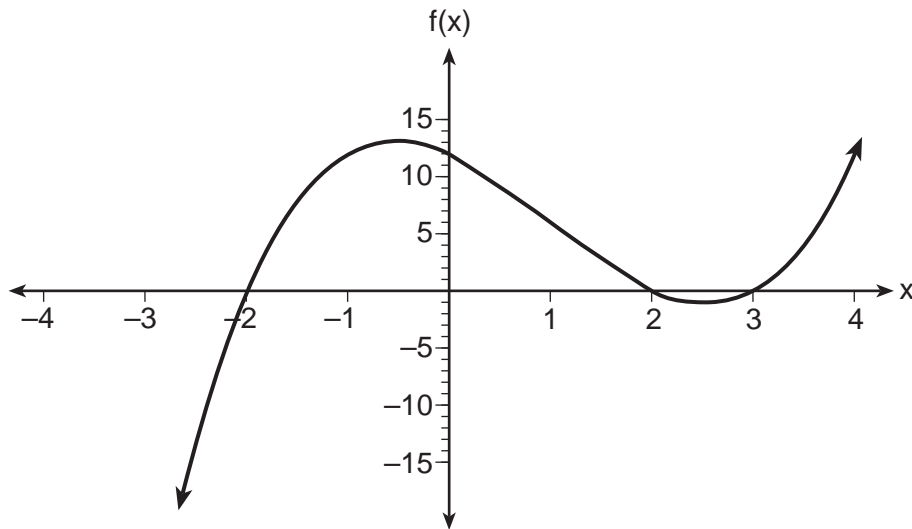
Explain your reasoning.

I know this because these are the x -intercepts (zeroes).

Score 2: The student gave a complete and correct response.

Question 26

26 The function $f(x)$ is graphed on the set of axes below.



State the zeros of $f(x)$.

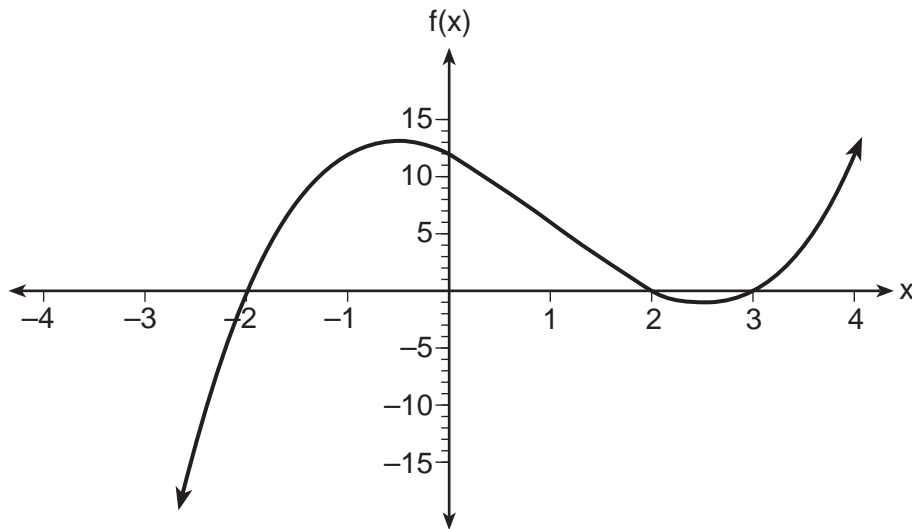
-2, 2, and 3, because they are the points crossing 0 on the x axis.

Explain your reasoning.

Score 1: The student wrote an incorrect explanation.

Question 26

26 The function $f(x)$ is graphed on the set of axes below.



State the zeros of $f(x)$.

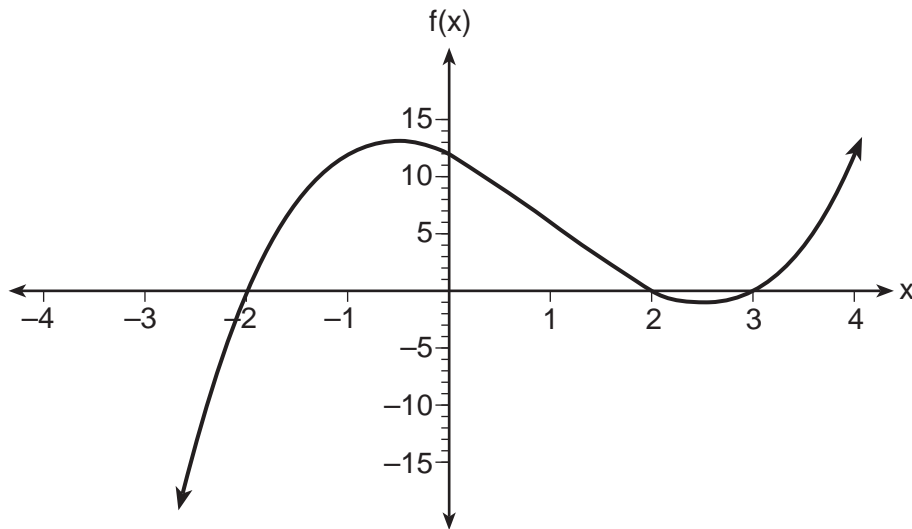
Explain your reasoning.

The zero is 12 because it falls on the y-axis

Score 1: The student found the y -intercept.

Question 26

26 The function $f(x)$ is graphed on the set of axes below.



State the zeros of $f(x)$.

Zeros: $\{-2, 2\}$

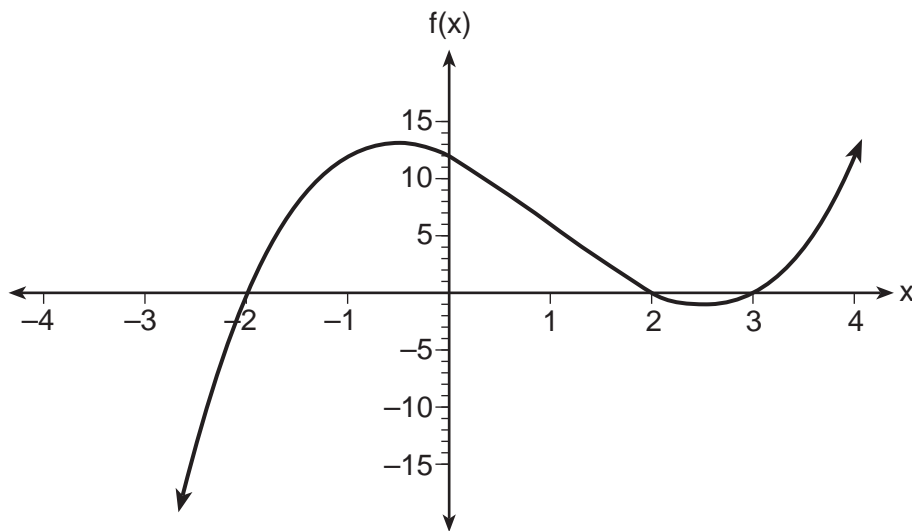
Explain your reasoning.

The zeros are when it crosses the x-axis,
when "y" is zero.

Score 1: The student did not include 3 when stating the zeros.

Question 26

26 The function $f(x)$ is graphed on the set of axes below.



State the zeros of $f(x)$.

$(-2, 0), (0, 12), (2, 0), (3, 0)$

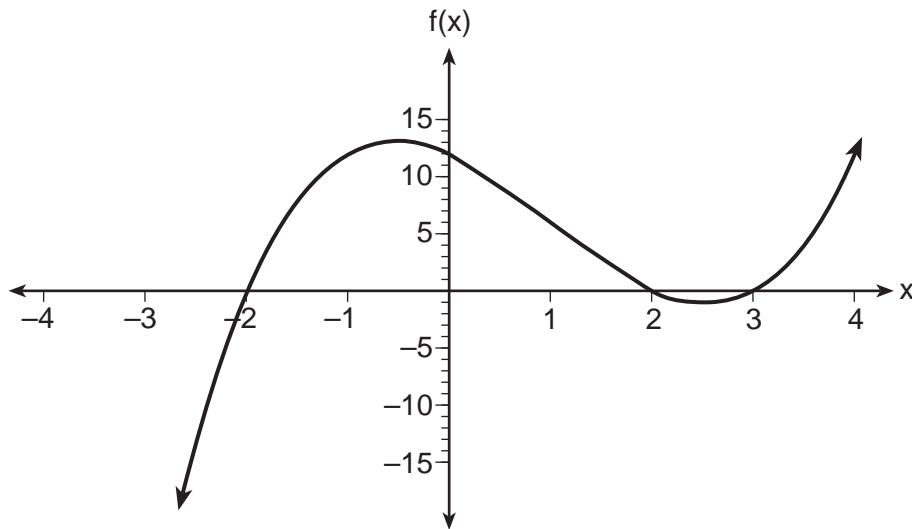
Explain your reasoning.

These are all numbers that either lie on the x axis making $y = 0$, or on the y axis making $x = 0$.

Score 0: The student expressed the zeros as coordinates and made a conceptual error in the explanation.

Question 26

26 The function $f(x)$ is graphed on the set of axes below.



State the zeros of $f(x)$.

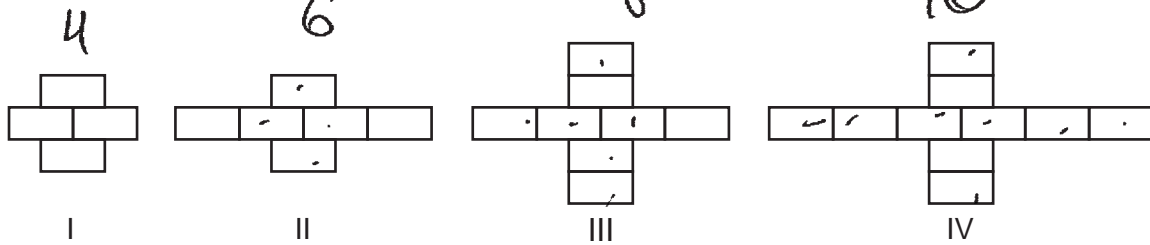
Explain your reasoning.

The zeros are
 $f(x) = 2$
 $f(x) = -2$

Score 0: The student did not show enough correct work to receive any credit.

Question 27

27 Breanna creates the pattern of blocks below in her art class.



A friend tells her that the number of blocks in the pattern is increasing exponentially.

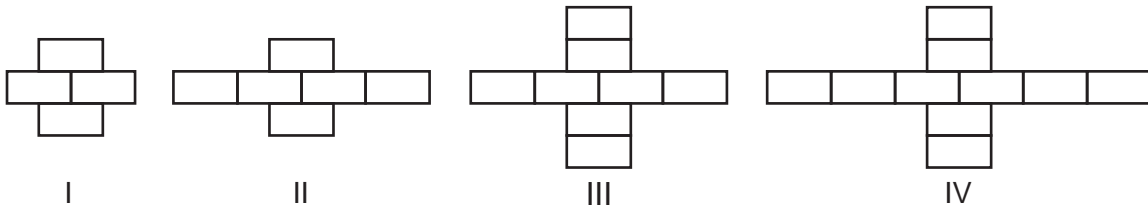
Is her friend correct?

Explain your reasoning. NO, the numbers aren't increasing by a power each time, it keeps increasing by 2, which means it is linear.

Score 2: The student gave a complete and correct response.

Question 27

27 Breanna creates the pattern of blocks below in her art class.



A friend tells her that the number of blocks in the pattern is increasing exponentially.

Is her friend correct?

The friend is not correct.

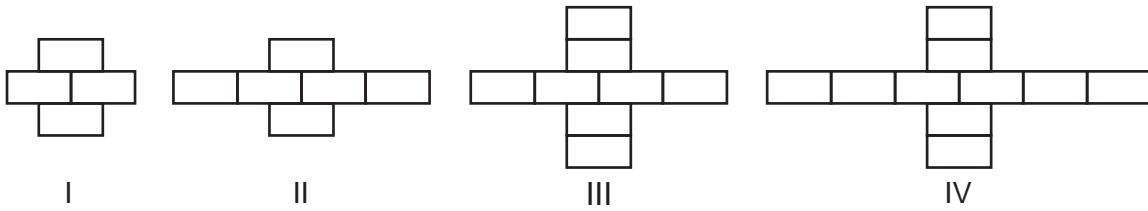
Explain your reasoning.

It is increasing by 2.

Score 2: The student gave a complete and correct response.

Question 27

27 Breanna creates the pattern of blocks below in her art class.



A friend tells her that the number of blocks in the pattern is increasing exponentially.

Is her friend correct?

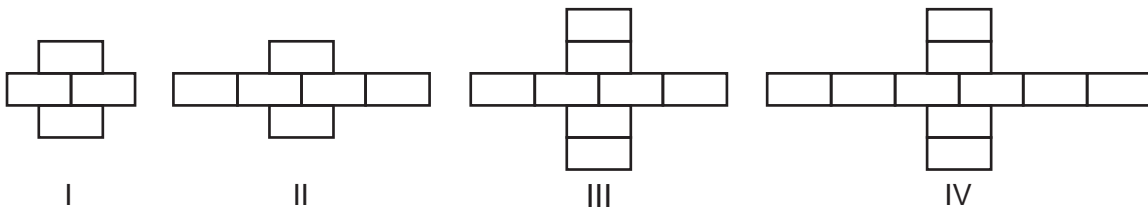
Explain your reasoning.

The friend is correct because exponential means to grow at a constant rate. The blocks grow by one on each side then one on the top and bottom every other.

Score 1: The student confused linear and exponential patterns.

Question 27

27 Breanna creates the pattern of blocks below in her art class.



A friend tells her that the number of blocks in the pattern is increasing exponentially.

Is her friend correct?

Explain your reasoning.

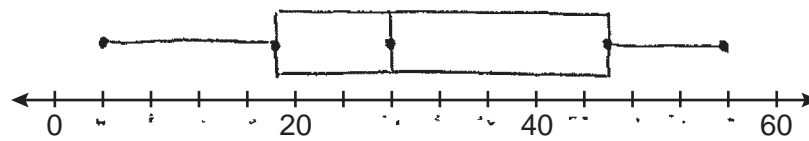
Yes, her friend is right bc in figure two
She adds on 2/4 sides. every figure goes
up by one but SKIPS if it add the Left and
Right or up and down

Score 0: The student did not show enough correct work to receive any credit.

Question 28

28 The data set 20, 36, 52, 56, 24, 16, 40, 4, 28 represents the number of books purchased by nine book club members in a year.

Construct a box plot for these data on the number line below.



Score 2: The student gave a complete and correct response.

Question 28

28 The data set ~~20, 36, 52, 56, 24, 16, 40, 4, 28~~ represents the number of books purchased by nine book club members in a year.

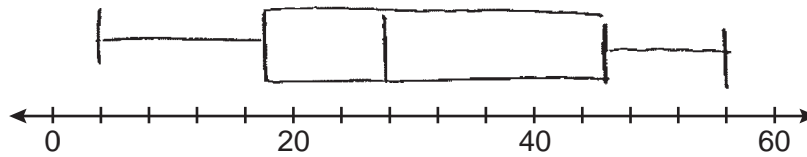
Construct a box plot for these data on the number line below.

4, 16, 20, 24, 28, 36, 40, 52, 56

Median: 28

$Q_1 = 18$

$Q_3 = 46$



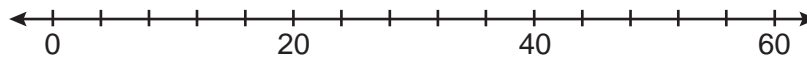
Score 2: The student gave a complete and correct response.

Question 28

~~4, 16, 20, 24, 28, 36, 40, 52, 56~~

28 The data set 20, 36, 52, 56, 24, 16, 40, 4, 28 represents the number of books purchased by nine book club members in a year.

Construct a box plot for these data on the number line below.



Min: 4
Q₁: 18
Q₂: 28
Q₃: 46
Max: 56

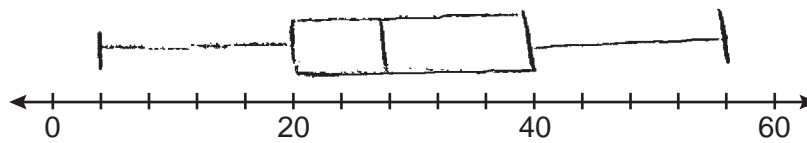
Score 1: The student did not construct a box plot.

Question 28

28 The data set ~~20~~, ~~36~~, 52, 56, ~~24~~, 16, ~~40~~, ~~4~~, ~~28~~ represents the number of books purchased by nine book club members in a year.

~~4~~, 16, 20, 24, 28, 36, ~~40~~, 52, 56
↑ min ↓ Q₁ ↑ median ↓ Q₃ ↑ max

Construct a box plot for these data on the number line below.

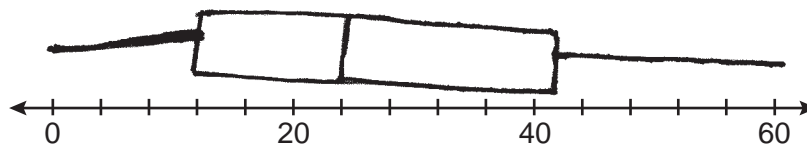


Score 1: The student made the same error twice when finding Q₁ and Q₃.

Question 28

28 The data set 20, 36, 52, 56, 24, 16, 40, 4, 28 represents the number of books purchased by nine book club members in a year.

Construct a box plot for these data on the number line below.



Score 0: The student did not show enough correct work to receive any credit.

Question 29

29 Given:

$$A = x + 5$$
$$B = x^2 - 18$$

Express $A^2 + B$ in standard form.

$$(x+5)^2 + x^2 - 18$$
$$(x^2 + 10x + 25) + x^2 - 18$$
$$2x^2 + 10x + 7$$

Score 2: The student gave a complete and correct response.

Question 29

29 Given:

$$A = x + 5$$
$$B = x^2 - 18$$

Express $A^2 + B$ in standard form.

$$(x+5)^2 + x^2 - 18$$

	x	5
x	x^2	$5x$
5	$5x$	25

$$x^2 + 10x + 25$$

$$2x^2 + 10x + 7$$

Score 2: The student gave a complete and correct response.

Question 29

29 Given:

$$A = x + 5$$
$$B = x^2 - 18$$

Express $A^2 + B$ in standard form.

$$(x+5)(x+5)$$

$$5x + 25 + x^2 + 5x$$

$$10x + x^2 + 25 + x^2 - 18$$

$$10x + x^2 + x^2 + 7$$

$$10x + 2x^2 + 7$$

Score 1: The student did not write the expression in standard form.

Question 29

29 Given:

$$A = x + 5$$

$$B = x^2 - 18$$

Express $A^2 + B$ in standard form.

$$(x+5)^2 + x^2 - 18$$

$$x^2 + 10x + 25 + x^2 - 18$$

$$x^4 + 10x + 7$$

Score 1: The student did not combine like terms correctly.

Question 29

29 Given:

$$A = x + 5$$
$$B = x^2 - 18$$

Express $A^2 + B$ in standard form.

$$(x+5)^2 + (x^2-18)$$
$$(x+5)(x+5) + (x^2-18)$$
$$2x+10+x^2-18$$
$$x^2+2x-8$$

Score 1: The student squared $x + 5$ incorrectly.

Question 29

29 Given:

$$A = x + 5$$
$$B = x^2 - 18$$

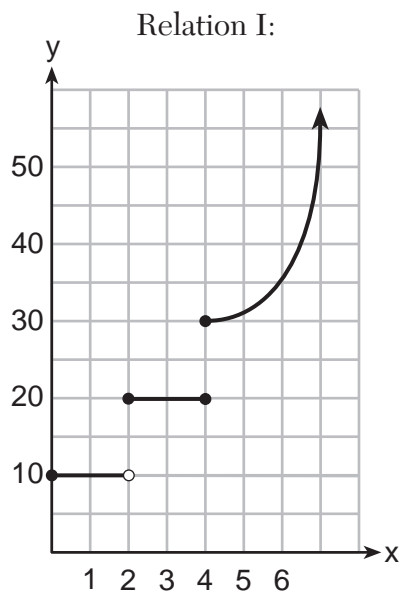
Express $A^2 + B$ in standard form.

$$(x+5)^2 + x^2 - 18$$
$$\cancel{x^2} + 25 + \cancel{x^2} - 18$$
$$25 - 18$$
$$\textcircled{7}$$

Score 0: The student did not show enough correct work to receive any credit.

Question 30

30 The two relations shown below are *not* functions.



Explain how you could change each relation so that they each become a function.

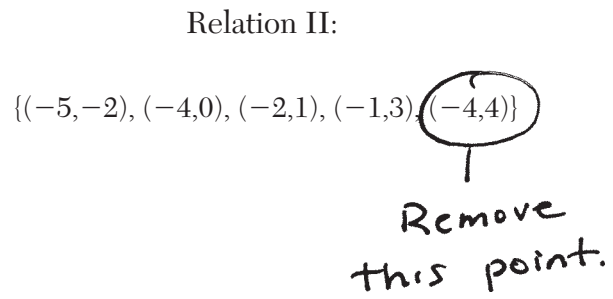
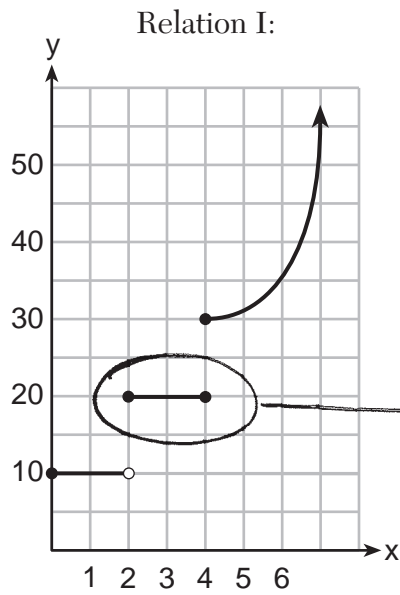
For Relation I, Change the closed dot at $(4, 20)$ to ~~an~~ an open circle.

For Relation II, remove $(-4, 4)$

Score 2: The student gave a complete and correct response.

Question 30

30 The two relations shown below are *not* functions.

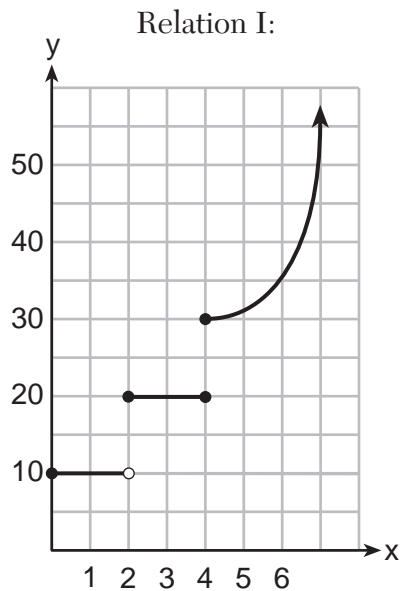


Explain how you could change each relation so that they each become a function.

Score 2: The student gave a complete and correct response.

Question 30

30 The two relations shown below are *not* functions.



Explain how you could change each relation so that they each become a function.

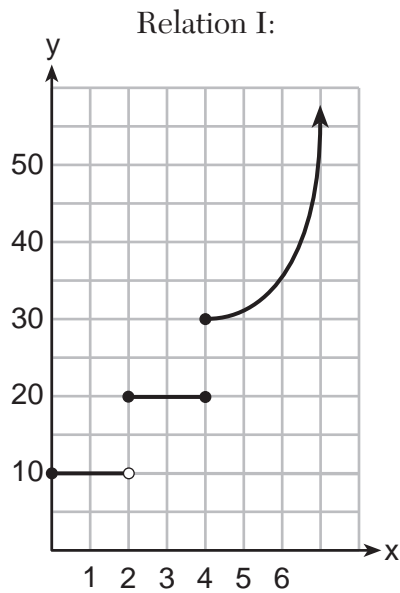
Relation I: they can't be on the same vertical line. You would have to move $(4, 20)$ over to $(3, 20)$

Relation 2: You can't have repeating x-values
You would have to change one of the (-4)

Score 1: The student wrote an incomplete explanation for Relation II.

Question 30

30 The two relations shown below are *not* functions.



Explain how you could change each relation so that they each become a function.

For relation I you could make the white dot filled in not for relation II you could make $(-5, -2)$ just $(5, 2)$.

Score 0: The student did not show enough correct work to receive any credit.

Question 31

31 Factor $2x^2 + 16x - 18$ completely.

$$2x^2 + 16x - 18$$

$$2(x^2 + 8x - 9)$$

$$\boxed{2(x + 9)(x - 1)}$$

Score 2: The student gave a complete and correct response.

Question 31

31 Factor $2x^2 + 16x - 18$ completely.

$$2x^2 + 16x - 18$$

$$(2x - 2)(x + 9)$$

Score 1: The student did not factor out the greatest common factor.

Question 31

31 Factor $2x^2 + 16x - 18$ completely.

$$2(x^2 + 8x - 9)$$
$$\boxed{2(x-9)(x+1)}$$

Score 1: The student wrote incorrect signs on 9 and 1.

Question 31

31 Factor $2x^2 + 16x - 18$ completely.

$$\frac{2x^2}{2} + \frac{16x}{2} - \frac{18}{2}$$
$$2(x^2 + 8x - 9)$$
$$2(x - 1)(x + 9)$$

↓ $x - 1 = 0$

$x = 1$

$x + 9 = 0$

$x = -9$

Score 1: The student wrote $2(x - 1)(x + 9)$ correctly, but wrote further incorrect work and circled it.

Question 31

31 Factor $\frac{2x^2 + 16x - 18}{2}$ completely.

$$\begin{array}{l} x^2 + 8x - 9 \\ (x-1)(x+9) \end{array} \quad \begin{array}{l} +9+1 \\ 9-1 \end{array}$$

$$(x-1)(x+9)$$

Score 1: The student did not write the greatest common factor in their final answer.

Question 31

31 Factor $2x^2 + 16x - 18$ completely.

$$2(x^2 + 8x - 9)$$

Score 0: The student did not show enough grade-level work to receive any credit.

Question 32

32 Solve $3d^2 - 8d + 3 = 0$ algebraically for all values of d , rounding to the nearest tenth.

$$3d^2 - 8d + 3 = 0$$

$$\frac{8 \pm \sqrt{(-8)^2 - 4(3)(3)}}{2(3)}$$

$$d = 2.215250437, 0.4814162296$$

$$d = 0.5, 2.2$$

Score 2: The student gave a complete and correct response.

Question 32

32 Solve $3d^2 - 8d + 3 = 0$ algebraically for all values of d , rounding to the nearest tenth.

$$3d^2 - 8d + 3 = 0$$

$$d = 8.9 \text{ or } d = 7.1$$

$$x = \frac{-b \pm \sqrt{b^2 - 4ac}}{2a} \quad a=3 \quad b=-8 \quad c=3$$

$$x = \frac{8 \pm \sqrt{(-8)^2 - 4(3)(3)}}{2(3)}$$

$$x = \frac{8 \pm \sqrt{28}}{6}$$

$$x = \frac{8 + \sqrt{28}}{6} \quad x = \frac{8 - \sqrt{28}}{6}$$

$$x = 8.881917104 \quad x = 7.118082896$$
$$x = 8.9 \quad x = 7.1$$

Score 1: The student calculated $8 \pm \sqrt{28} \div 6$.

Question 32

32 Solve $3d^2 - 8d + 3 = 0$ algebraically for all values of d , rounding to the nearest tenth.

$$x = \frac{-b \pm \sqrt{b^2 - 4ac}}{2a}$$

$$3d^2 - 8d + 3 = 0$$

$$a = 3$$

$$b = -8$$

$$c = 3$$

$$x = \frac{-(-8) \pm \sqrt{(-8)^2 - 4(3)(3)}}{2(3)}$$

$$x \approx 2.2$$

$$x \approx .6$$

Score 1: The student only gave one correct answer.

Question 32

32 Solve $3d^2 - 8d + 3 = 0$ algebraically for all values of d , rounding to the nearest tenth.

$$d = \frac{-b \pm \sqrt{b^2 - 4ac}}{2a}$$

$$a = 3 \quad b = -8 \quad c = 3$$

$$d = \frac{-(-8) \pm \sqrt{-8^2 - 4(3)(3)}}{2(3)}$$

$$d = \frac{8 \pm \sqrt{-100}}{6}$$

no real roots

Score 1: The student made one computational error.

Question 32

32 Solve $3d^2 - 8d + 3 = 0$ algebraically for all values of d , rounding to the nearest tenth.

$$\cancel{d} \quad x = \frac{-b \pm \sqrt{b^2 - 4ac}}{2a}$$

$$d = \frac{-(-8) \pm \sqrt{(-8)^2 - 4(3)(3)}}{2(3)}$$

Score 0: The student did not show enough correct work to receive any credit.

Question 32

32 Solve $3d^2 - 8d + 3 = 0$ algebraically for all values of d , rounding to the nearest tenth.

$$3d^2 - 8d + 3 = 0$$
$$\lfloor 9d^2 \rfloor$$

~~$$3d^2 - 8d + 3 = \frac{9}{3}$$~~

$$d = \frac{8 \pm \sqrt{(-8)^2 + 4(3)(3)}}{2(3)}$$

$$d = \frac{8 \pm 10}{6} \quad \begin{cases} d = 3 \\ d = -\frac{1}{3} \end{cases}$$

Score 0: The student wrote an incorrect operation in the formula and did not express the answer to the nearest tenth.

Question 32

32 Solve $3d^2 - 8d + 3 = 0$ algebraically for all values of d , rounding to the nearest tenth.

$$\begin{array}{r} 9 \\ -9 \quad 1 \\ -8 \end{array}$$

$$(3d^2 - 9d) | (+1d + 3)$$
$$3d(d - 3) \quad -1(d - 3)$$

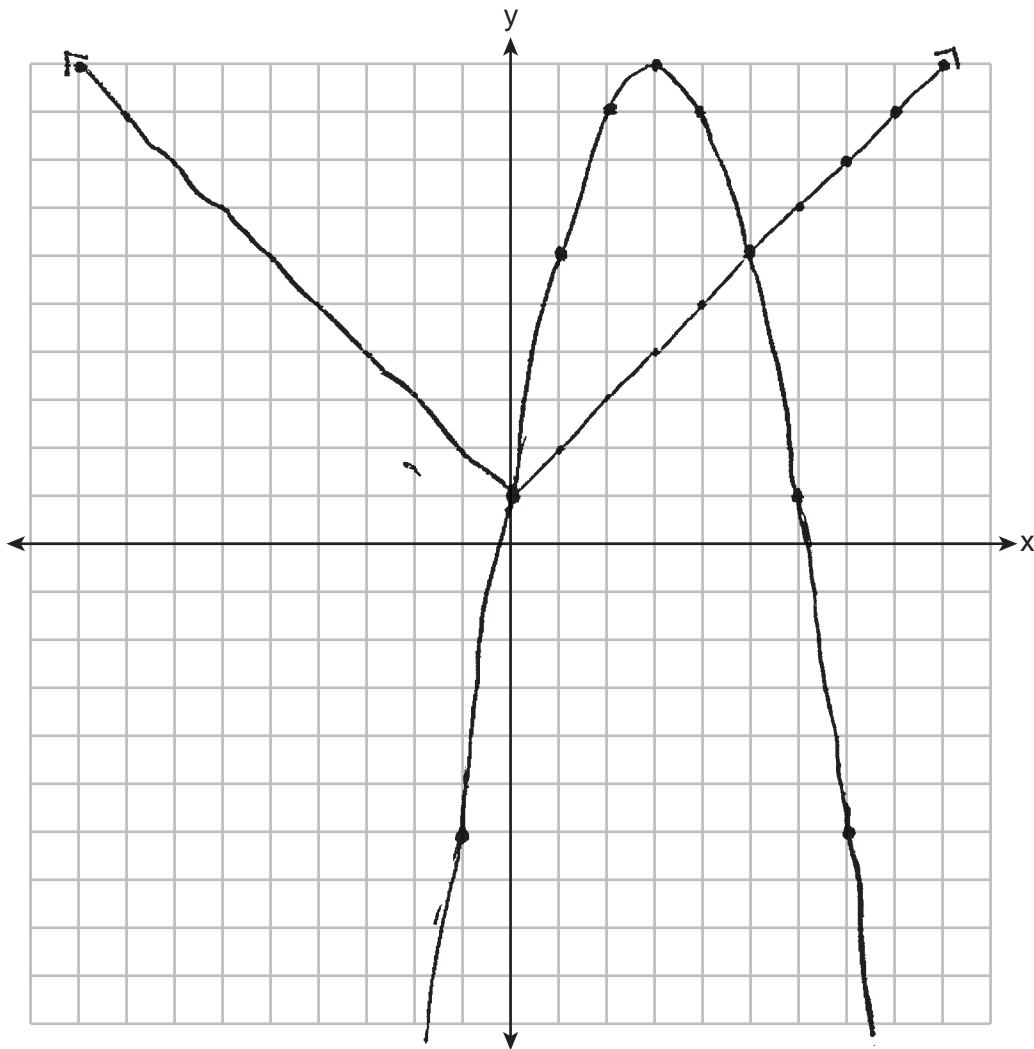
$$(d - 3)(3d - 1) = 0$$

$$d = 3 \quad d = \frac{1}{3}$$

Score 0: The student factored incorrectly and did not express the answer to the nearest tenth.

Question 33

33 Graph $f(x) = |x| + 1$ and $g(x) = -x^2 + 6x + 1$ on the set of axes below.



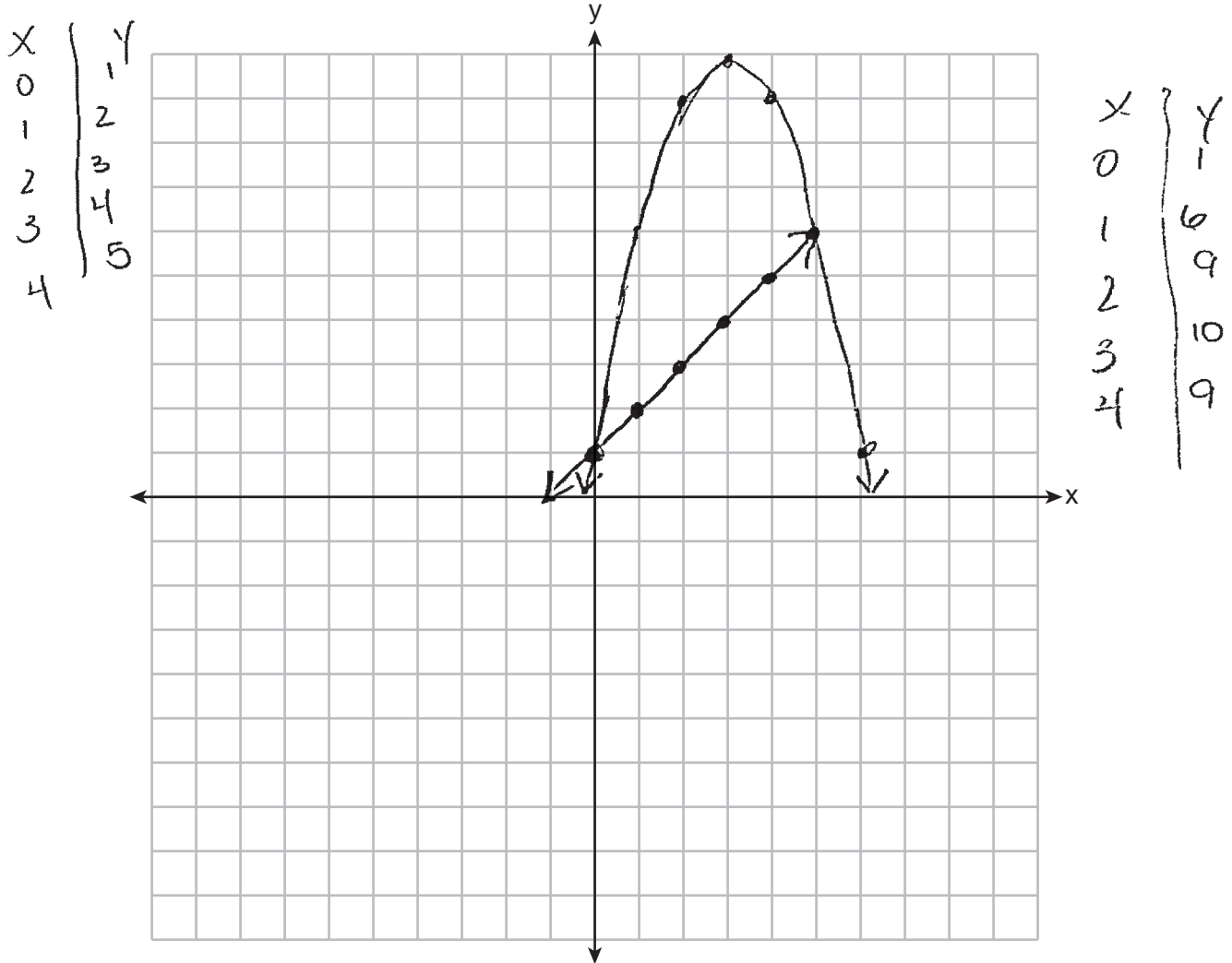
Based on your graph, determine all values of x for which $f(x) = g(x)$.

$$x = 0, x = 5$$

Score 4: The student gave a complete and correct response.

Question 33

33 Graph $f(x) = |x| + 1$ and $g(x) = -x^2 + 6x + 1$ on the set of axes below.



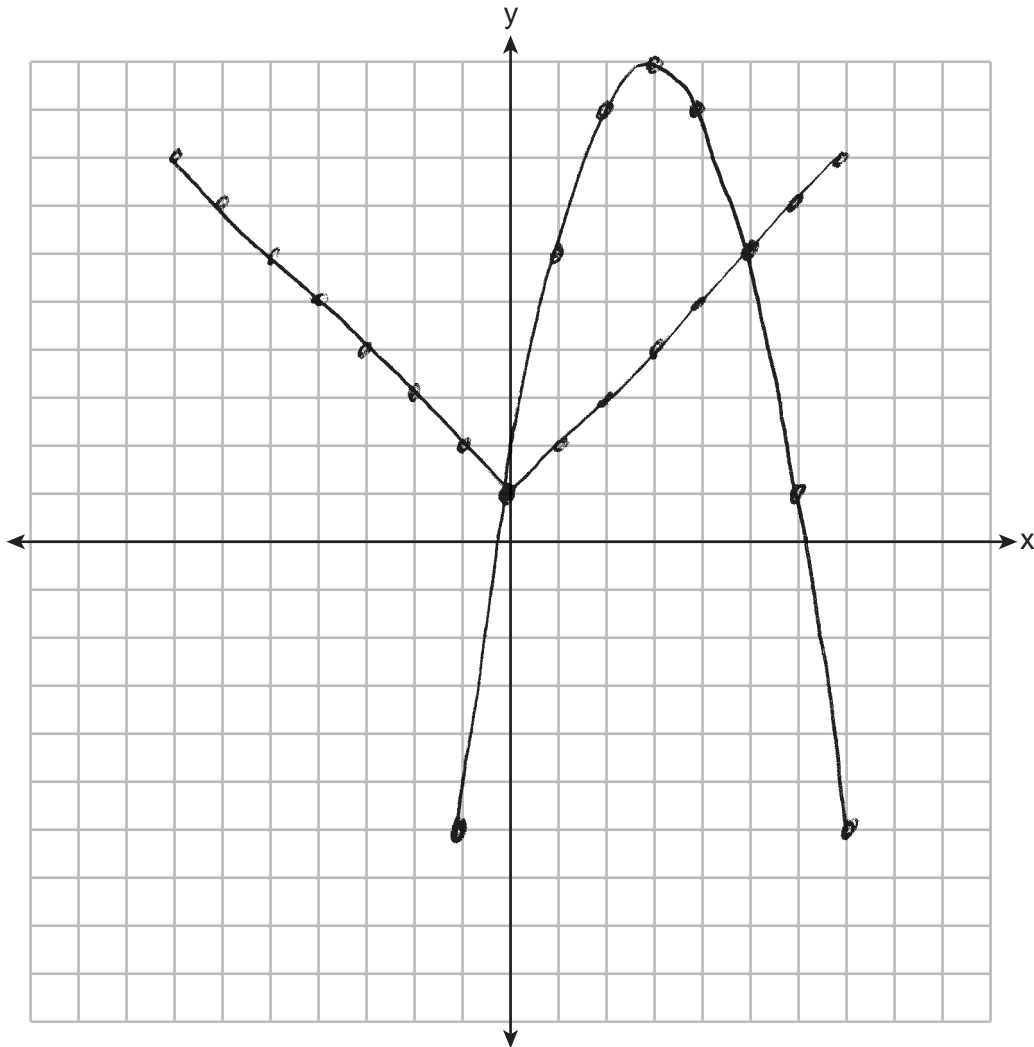
Based on your graph, determine all values of x for which $f(x) = g(x)$.

0,5

Score 3: The student graphed $f(x)$ incorrectly.

Question 33

33 Graph $f(x) = |x| + 1$ and $g(x) = -x^2 + 6x + 1$ on the set of axes below.



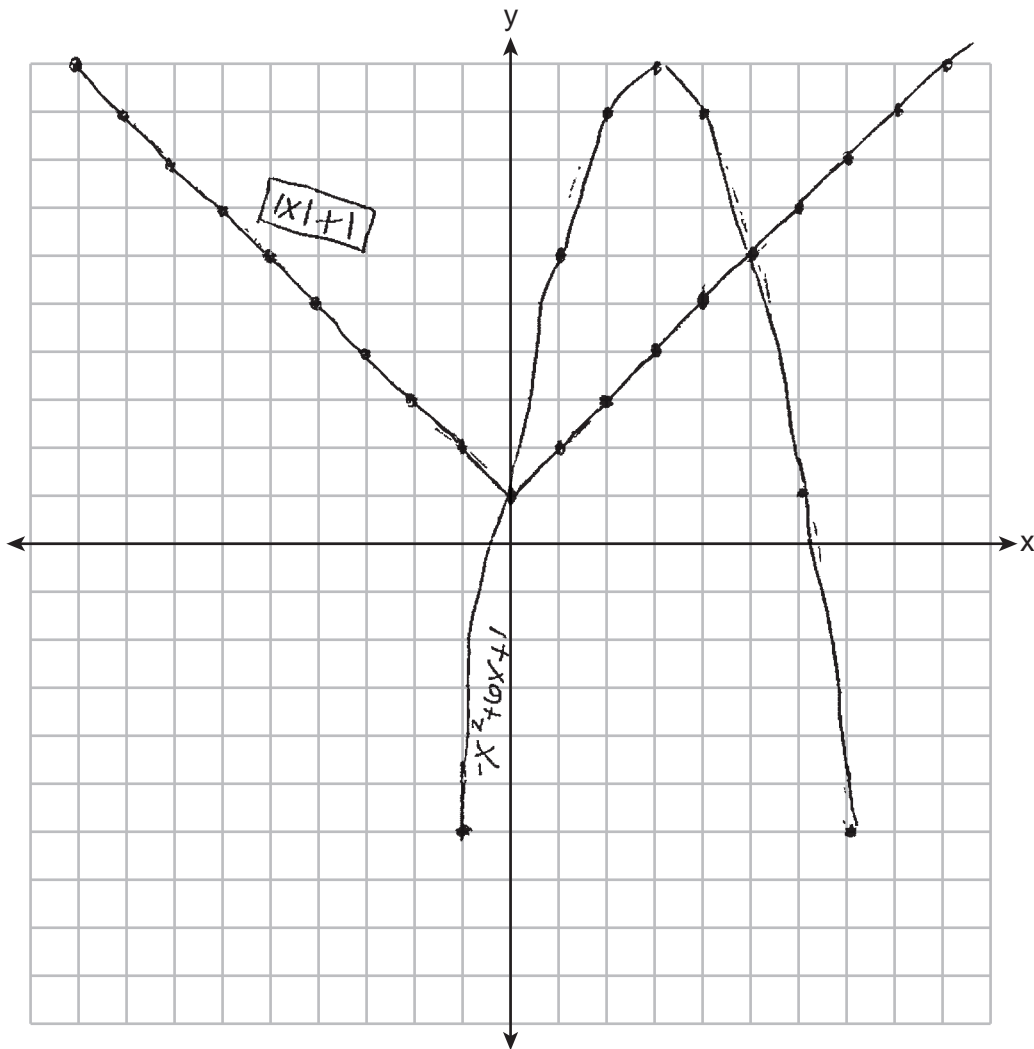
Based on your graph, determine all values of x for which $f(x) = g(x)$.

$$x = 0 \text{ and } x = 5$$

Score 3: The student made one graphing error.

Question 33

33 Graph $f(x) = |x| + 1$ and $g(x) = -x^2 + 6x + 1$ on the set of axes below.



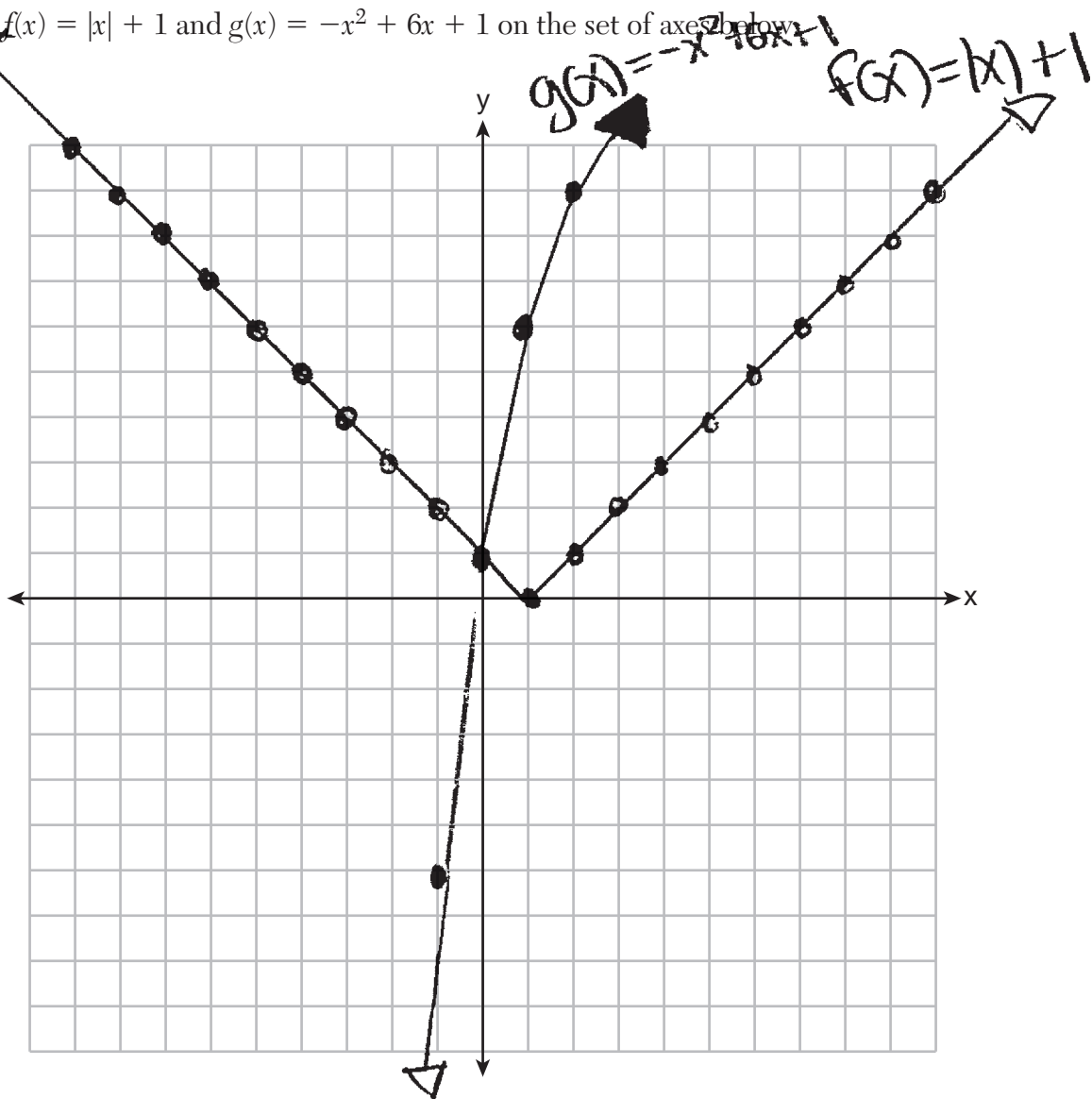
Based on your graph, determine all values of x for which $f(x) = g(x)$.

$(0, 1) (5, 6)$

Score 2: The student did not put arrows on $g(x)$ and stated the solutions as coordinate pairs.

Question 33

33 Graph $f(x) = |x| + 1$ and $g(x) = -x^2 + 6x + 1$ on the set of axes below.



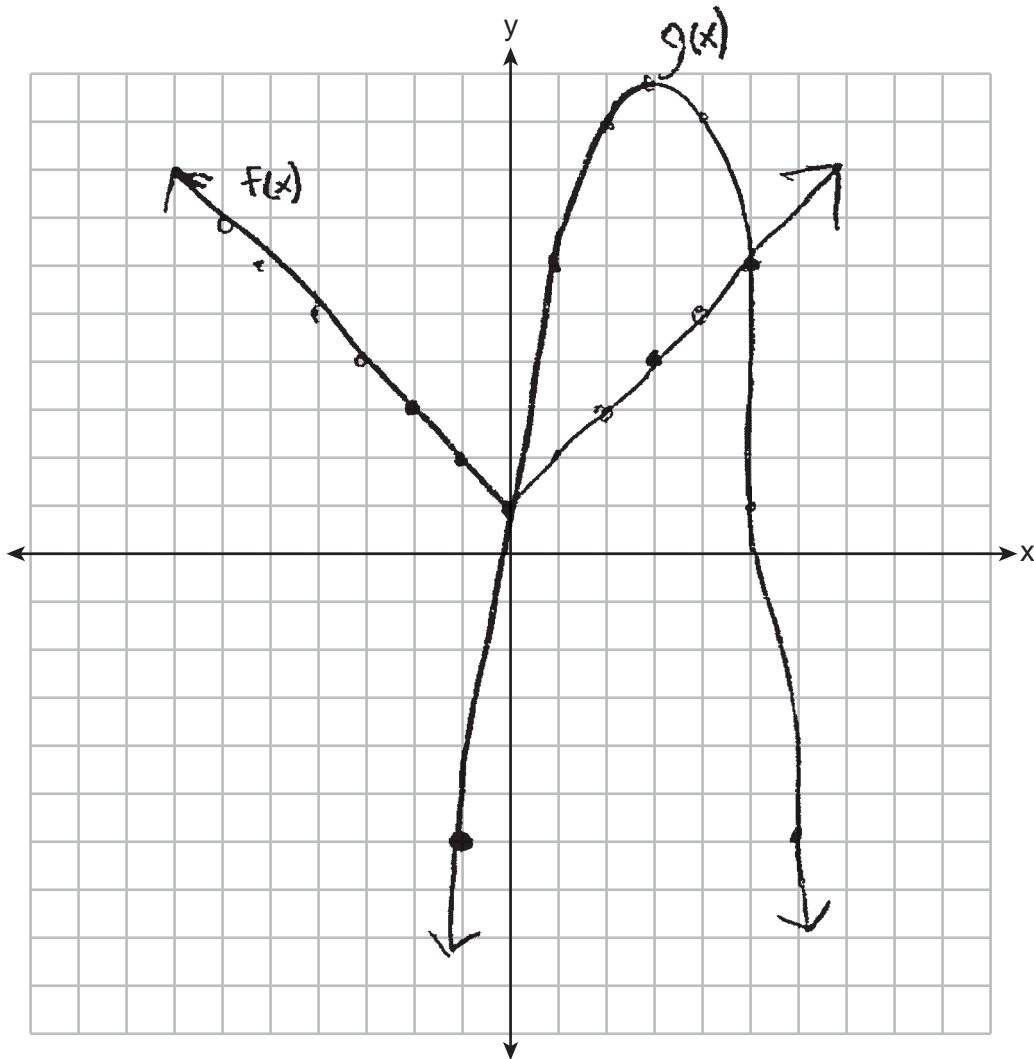
Based on your graph, determine all values of x for which $f(x) = g(x)$.

\therefore The x values that satisfy the equation $f(x) = g(x)$ are: 0.

Score 2: The student stated an appropriate solution, based on incorrect graphs.

Question 33

33 Graph $f(x) = |x| + 1$ and $g(x) = -x^2 + 6x + 1$ on the set of axes below.



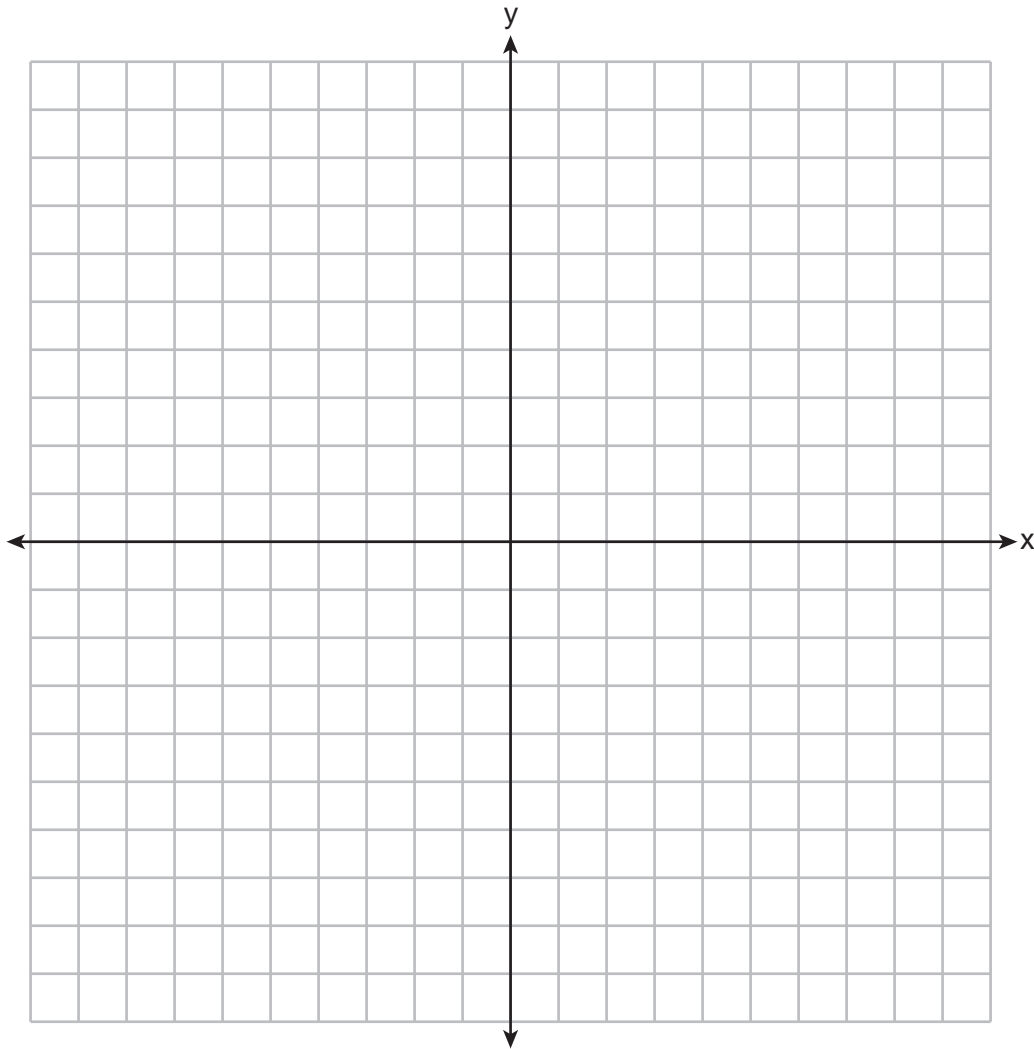
Based on your graph, determine all values of x for which $f(x) = g(x)$.

(1, 0)

Score 1: The student only graphed $f(x)$ correctly.

Question 33

33 Graph $f(x) = |x| + 1$ and $g(x) = -x^2 + 6x + 1$ on the set of axes below.



Based on your graph, determine all values of x for which $f(x) = g(x)$.

$(0, 1)$ $(5, 6)$

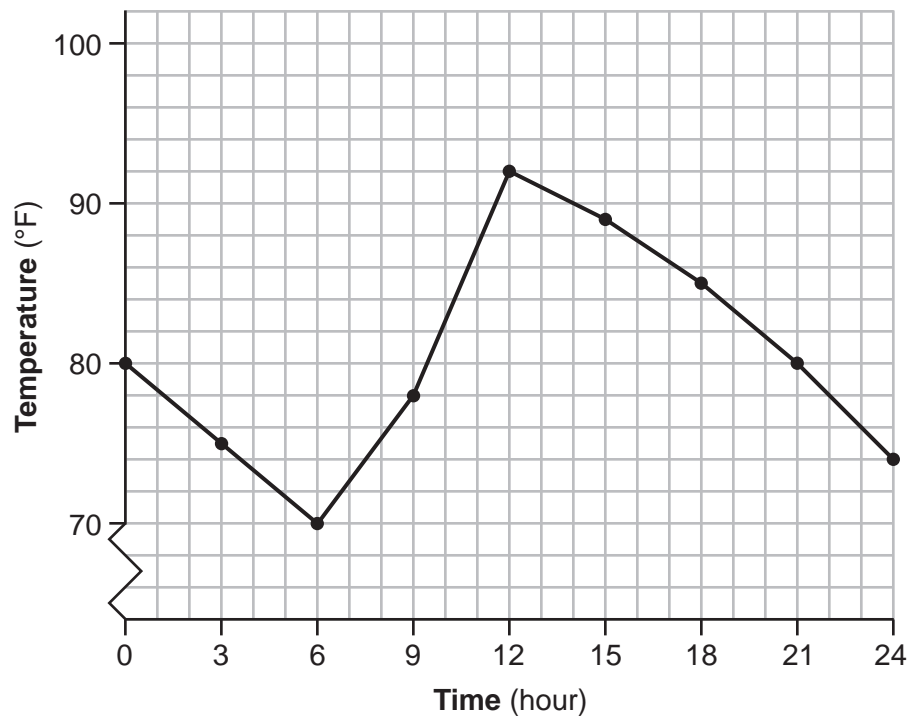
Score 0: The student did not show enough correct work to receive any credit.

Question 34

34 Jean recorded temperatures over a 24-hour period one day in August in Syracuse, NY. Her results are shown in the table below.

Time (hour)	0	3	6	9	12	15	18	21	24
Temperature (°F)	80	75	70	78	92	89	85	80	74

Her data are modeled on the graph below.



State the entire interval over which the temperature is increasing.

(6-12)

State the three-hour interval that has the greatest rate of change in temperature.

(9-12)

State the average rate of change from hour 12 to hour 24. Explain what this means in the context of the problem.

$\frac{\text{Rise}}{\text{Run}} = \frac{18}{-12} = -1.5$ This means that the temperature is decreasing by 1.5° every hour from hour 12 to hour 24.

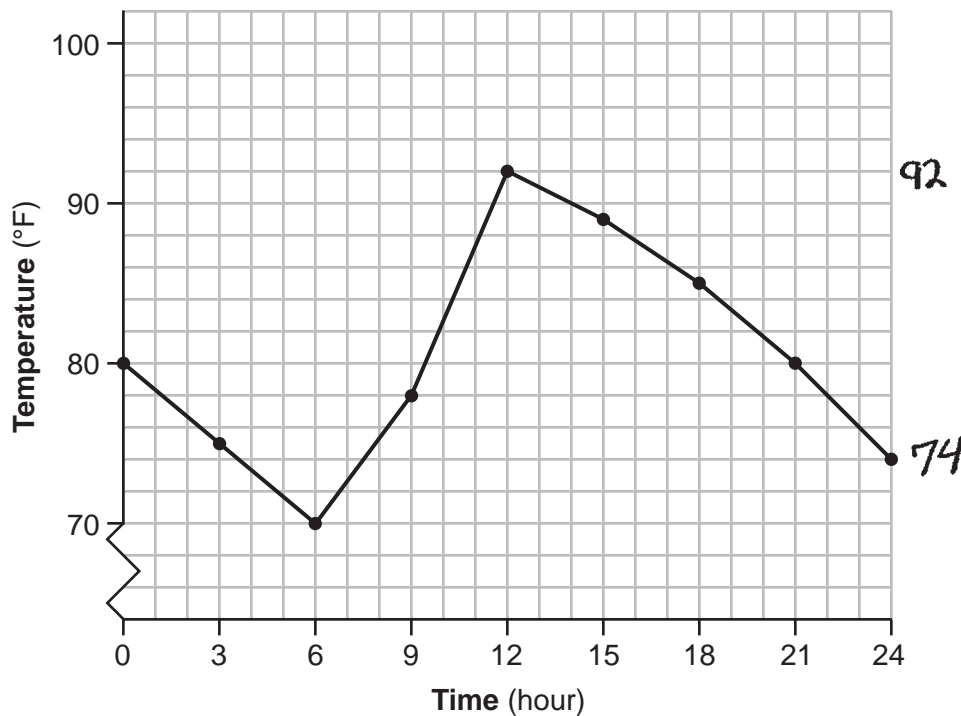
Score 4: The student gave a complete and correct response.

Question 34

34 Jean recorded temperatures over a 24-hour period one day in August in Syracuse, NY. Her results are shown in the table below.

Time (hour)	0	3	6	9	12	15	18	21	24
Temperature (°F)	80	75	70	78	92	89	85	80	74

Her data are modeled on the graph below.



State the entire interval over which the temperature is increasing.

6-12

State the three-hour interval that has the greatest rate of change in temperature.

9-12

State the average rate of change from hour 12 to hour 24. Explain what this means in the context of the problem.

This means the temp drops 3° every 2 hours.

$$\left(\frac{92 - 74}{12 - 24} = \frac{18}{-12} = -\frac{3}{2} \right)$$

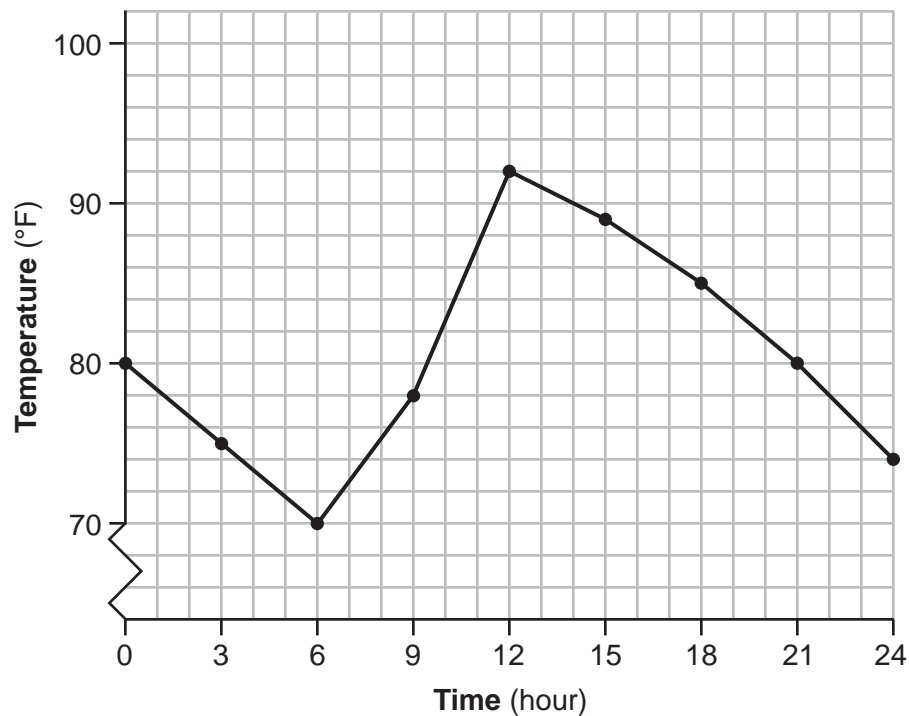
Score 4: The student gave a complete and correct response.

Question 34

34 Jean recorded temperatures over a 24-hour period one day in August in Syracuse, NY. Her results are shown in the table below.

Time (hour)	0	3	6	9	12	15	18	21	24
Temperature (°F)	80	75	70	78	92	89	85	80	74

Her data are modeled on the graph below.



State the entire interval over which the temperature is increasing.

6 to 12 hours

State the three-hour interval that has the greatest rate of change in temperature.

9 to 12 hours

State the average rate of change from hour 12 to hour 24. Explain what this means in the context of the problem.

$$\frac{74 - 92}{24 - 12} = \frac{-18}{12}$$

The temperature decreased
18°F every 12 hours.

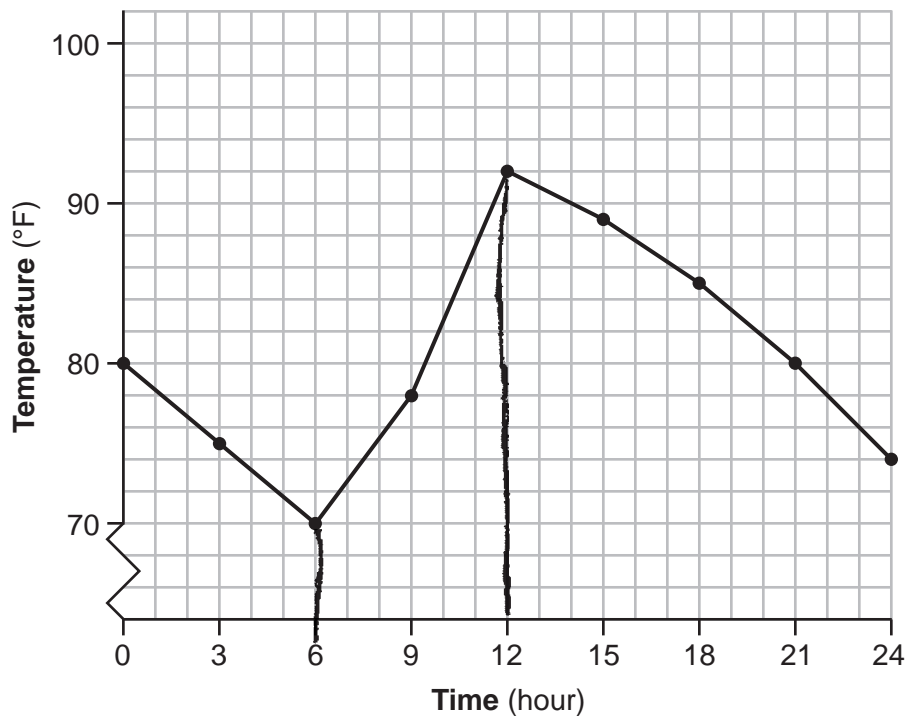
Score 4: The student gave a complete and correct response.

Question 34

34 Jean recorded temperatures over a 24-hour period one day in August in Syracuse, NY. Her results are shown in the table below.

Time (hour)	0	3	6	9	12	15	18	21	24
Temperature (°F)	80	75	70	78	92	89	85	80	74

Her data are modeled on the graph below.



State the entire interval over which the temperature is increasing.

$(6, 12)$

State the three-hour interval that has the greatest rate of change in temperature.

$(9, 12)$

State the average rate of change from hour 12 to hour 24. Explain what this means in the context of the problem.

The average rate of change is -4.5°F .
 This means that on average the temperature drops 4.5°F every 3 hours.

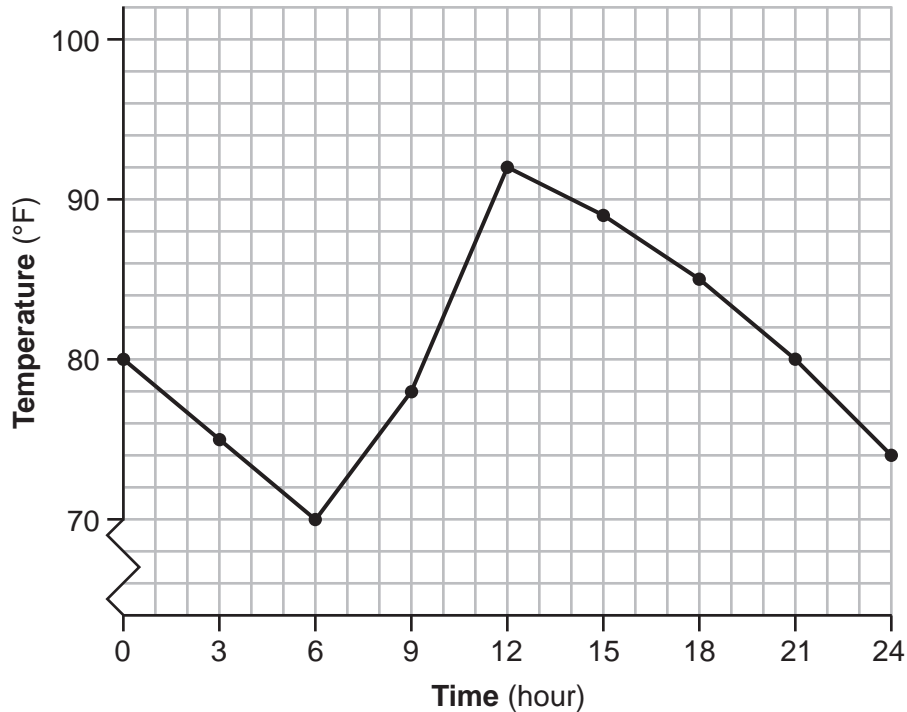
Score 3: The student stated an incorrect average rate of change.

Question 34

34 Jean recorded temperatures over a 24-hour period one day in August in Syracuse, NY. Her results are shown in the table below.

Time (hour)	0	3	6	9	12	15	18	21	24
Temperature (°F)	80	75	70	78	92	89	85	80	74

Her data are modeled on the graph below.



State the entire interval over which the temperature is increasing.

6-12

State the three-hour interval that has the greatest rate of change in temperature.

9-12

State the average rate of change from hour 12 to hour 24. Explain what this means in the context of the problem.

It's dropin $y = \frac{-2}{3} \cdot y = \frac{-2\frac{1}{2}}{3} y =$

Score 2: The student stated 6-12 and 9-12 correctly.

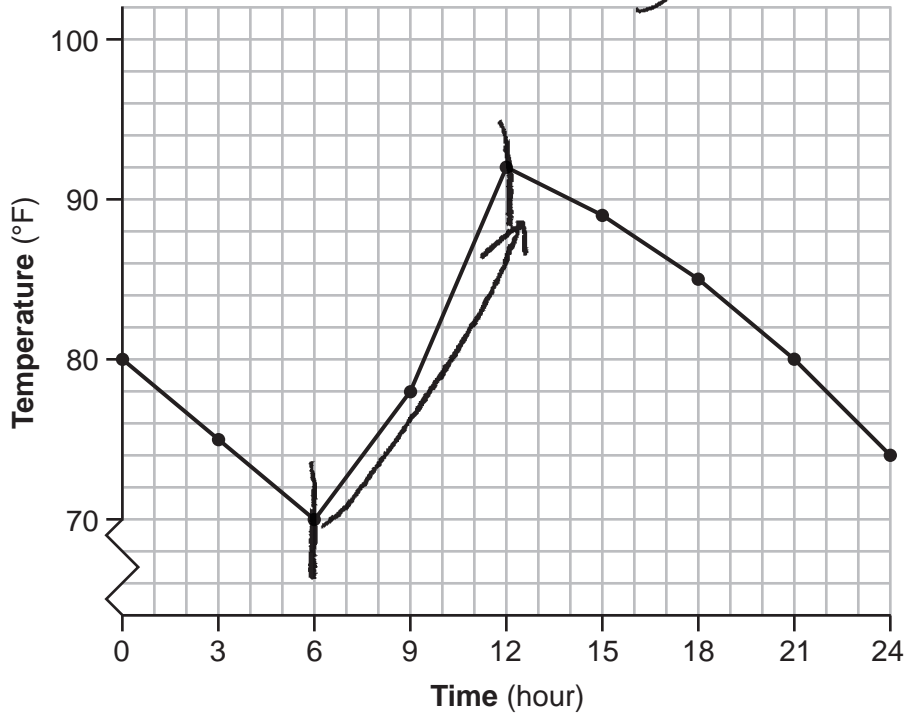
Question 34

34 Jean recorded temperatures over a 24-hour period one day in August in Syracuse, NY. Her results are shown in the table below.

Time (hour)	0	3	6	9	12	15	18	21	24
Temperature (°F)	80	75	70	78	92	89	85	80	74

$$\frac{\Delta y}{\Delta x}$$

Her data are modeled on the graph below.



State the entire interval over which the temperature is increasing.

$$6 \leq x \leq 12$$

State the three-hour interval that has the greatest rate of change in temperature.

$$6 \leq x \leq 12$$

State the average rate of change from hour 12 to hour 24. Explain what this means in the context of the problem.

1.5 degrees Fahrenheit/hr
 This means that depending on the time, the rate of change changes.

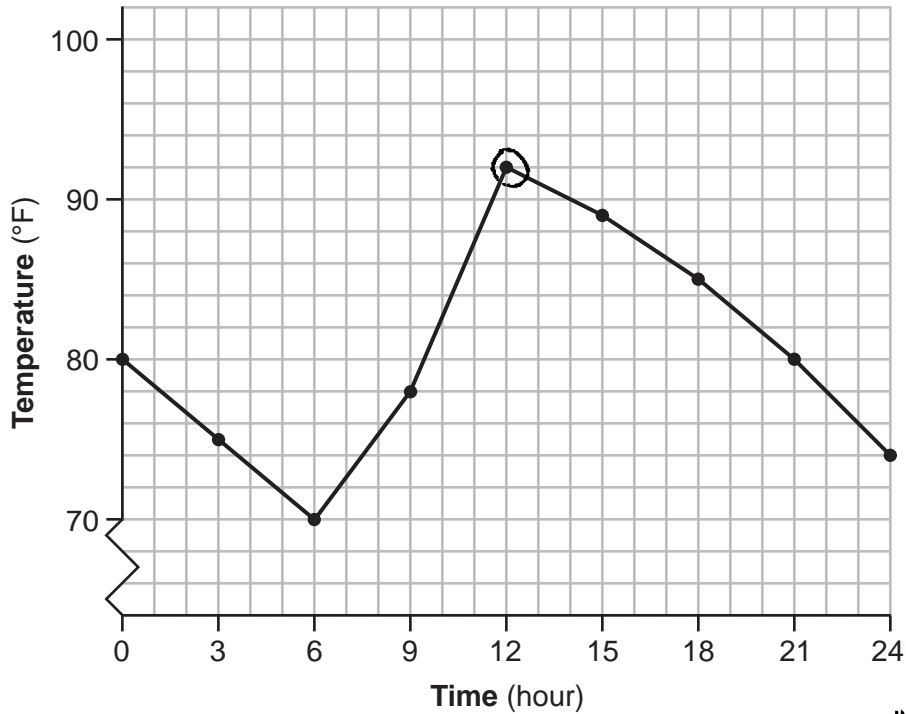
Score 1: The student stated the first interval correctly.

Question 34

34 Jean recorded temperatures over a 24-hour period one day in August in Syracuse, NY. Her results are shown in the table below.

Time (hour)	0	3	6	9	12	15	18	21	24
Temperature (°F)	80	75	70	78	92	89	85	80	74

Her data are modeled on the graph below.



State the entire interval over which the temperature is increasing.

The interval is $(12, 92)$
(hour) (°F)

$y_1 = x_1$

State the three-hour interval that has the greatest rate of change in temperature.

The interval is $(12, 92)$

State the average rate of change from hour 12 to hour 24. Explain what this means in the context of the problem.

$$\frac{74 - 92}{24 - 12} = \frac{-18}{12} = -1.5$$

the rate of change is -1.5

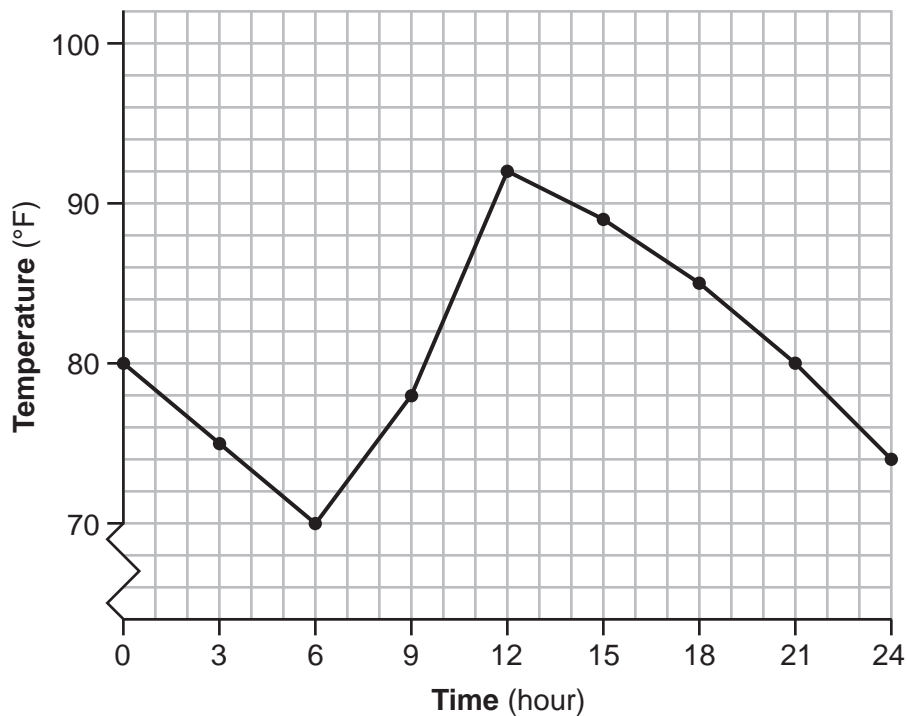
Score 1: The student stated the average rate of change correctly.

Question 34

34 Jean recorded temperatures over a 24-hour period one day in August in Syracuse, NY. Her results are shown in the table below.

Time (hour)	0	3	6	9	12	15	18	21	24
Temperature (°F)	80	75	70	78	92	89	85	80	74

Her data are modeled on the graph below.



State the entire interval over which the temperature is increasing.

State the three-hour interval that has the greatest rate of change in temperature.

$$9 \leq x \leq 12$$

State the average rate of change from hour 12 to hour 24. Explain what this means in the context of the problem.

Score 0: The student did not show enough correct work to receive any credit.

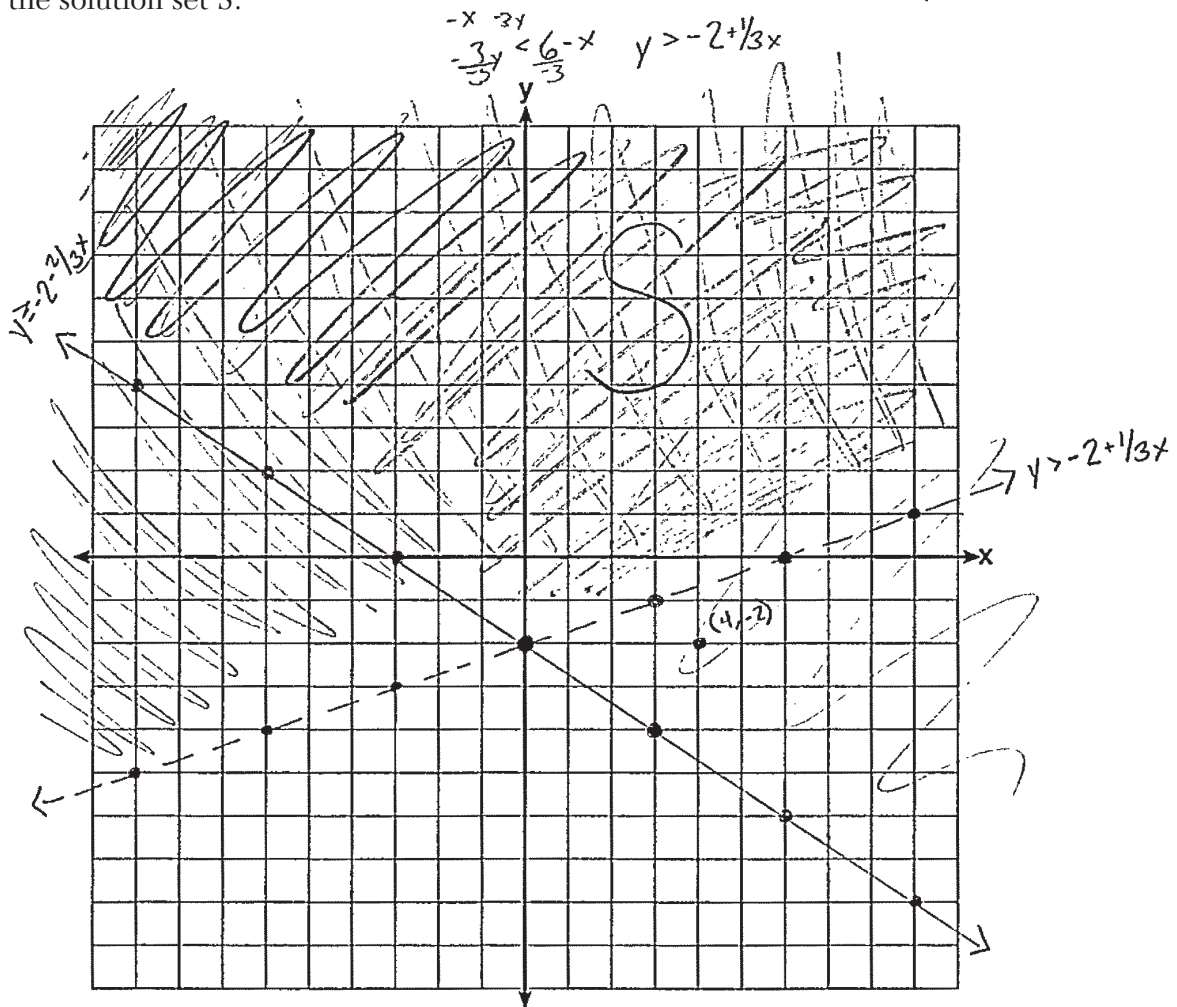
Question 35

35 Solve the following system of inequalities graphically on the set of axes below.

$$\begin{aligned} 2x + 3y &\geq -6 \\ x &< 3y + 6 \end{aligned}$$

$$\begin{aligned} 2y + 3y &= \frac{-6 - 2x}{3} \\ \frac{-6 - 2x}{3} & \\ y &\geq -2 - \frac{2}{3}x \end{aligned}$$

Label the solution set S.



Is the point $(4, -2)$ in the solution set?

Explain your answer.

No. It's a solution to the first inequality, but not to both.

Score 4: The student gave a complete and correct response.

Question 35

35 Solve the following system of inequalities graphically on the set of axes below.

$$\begin{array}{r} x < 3y + 6 \\ -6 \\ \hline x - 6 < 3y \\ < \\ < \\ < \end{array} \quad \begin{array}{r} 2x + 3y \geq -6 \\ -2x \\ \hline x < 3y + 6 \end{array}$$

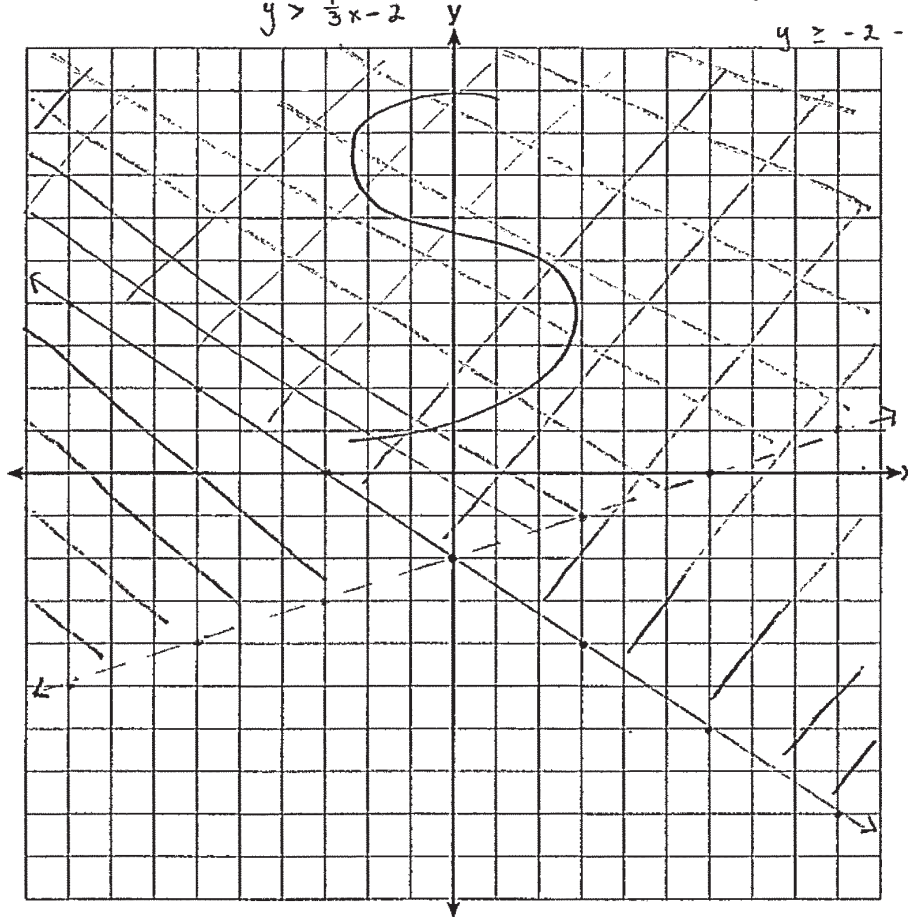
$$\begin{array}{r} 2x + 3y \geq -6 \\ -2x \\ \hline 3y \geq -6 - 2x \\ \geq \\ \geq \\ \geq \end{array}$$

Label the solution set S.

$$\begin{array}{r} \frac{1}{3}x - 2 < y \\ y > \frac{1}{3}x - 2 \end{array}$$

$$y \geq -2 - \frac{2}{3}x$$

$$y \geq -\frac{2}{3}x - 2$$



Is the point $(4, -2)$ in the solution set?

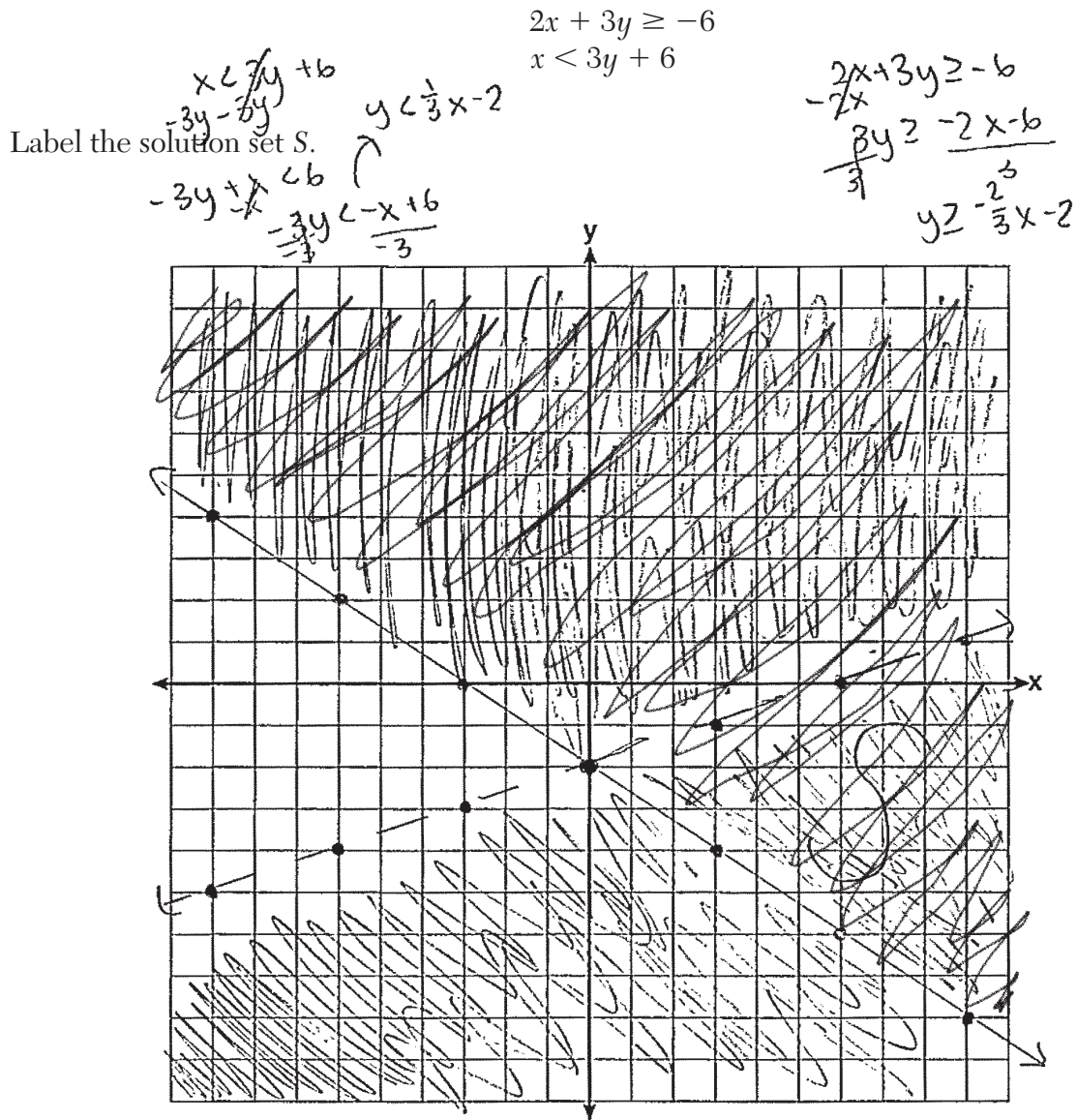
Explain your answer.

Point $(4, -2)$ is not in the solution set due to the fact that it is only found in ONE inequality and not both which is required to be in a solution set.

Score 3: The student did not label at least one of the inequalities.

Question 35

35 Solve the following system of inequalities graphically on the set of axes below.



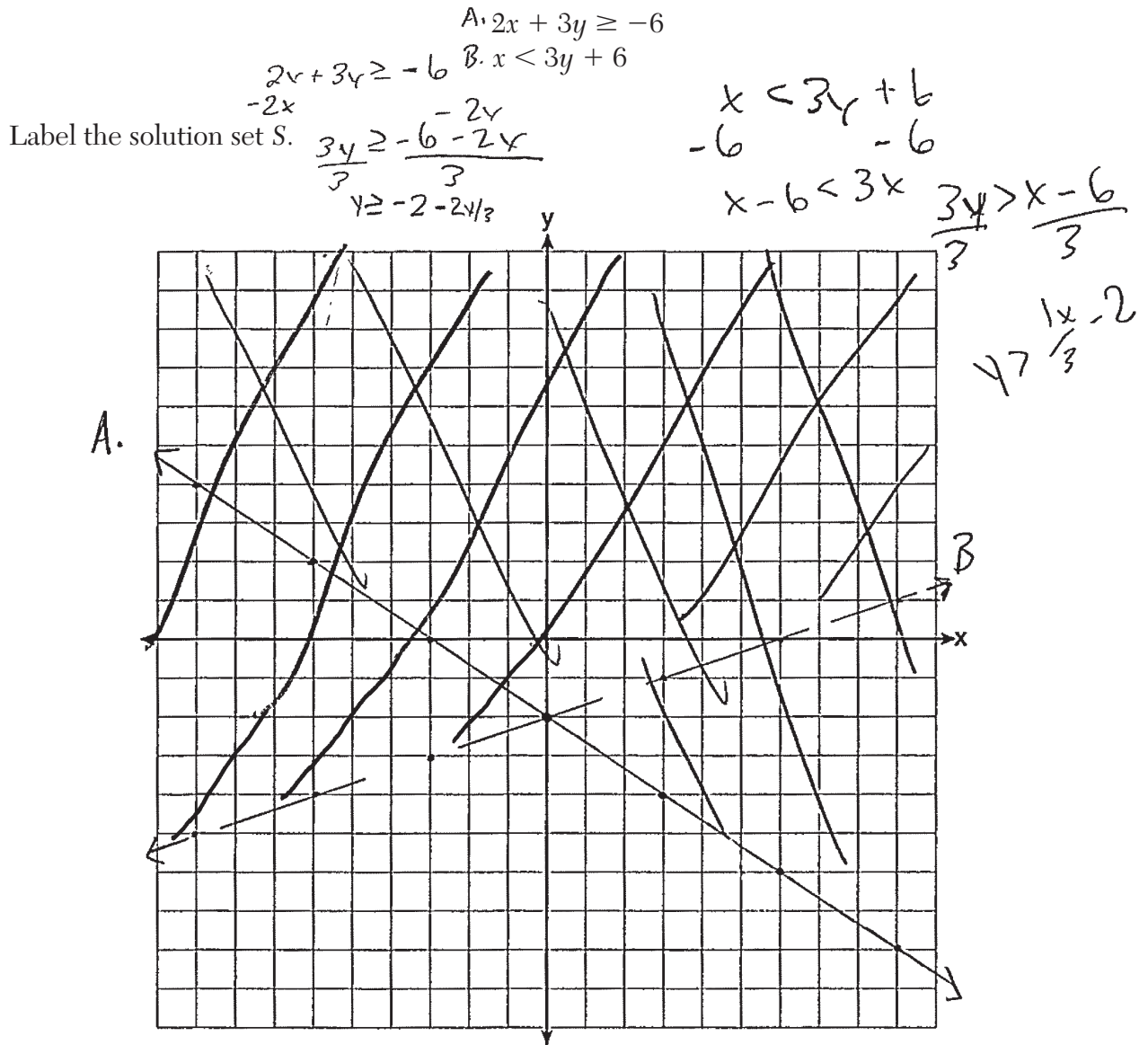
Is the point $(4, -2)$ in the solution set?

Explain your answer. Yes because when shaded the point $(4, -2)$ is in both equations' shaded area.

Score 2: The student did not label at least one graph and shaded $x < 3y + 6$ incorrectly.

Question 35

35 Solve the following system of inequalities graphically on the set of axes below.



Is the point $(4, -2)$ in the solution set?

Explain your answer.

Yes because it is in where the lines are.

Score 2: The student graphed and labeled both inequalities correctly.

Question 35

35 Solve the following system of inequalities graphically on the set of axes below.

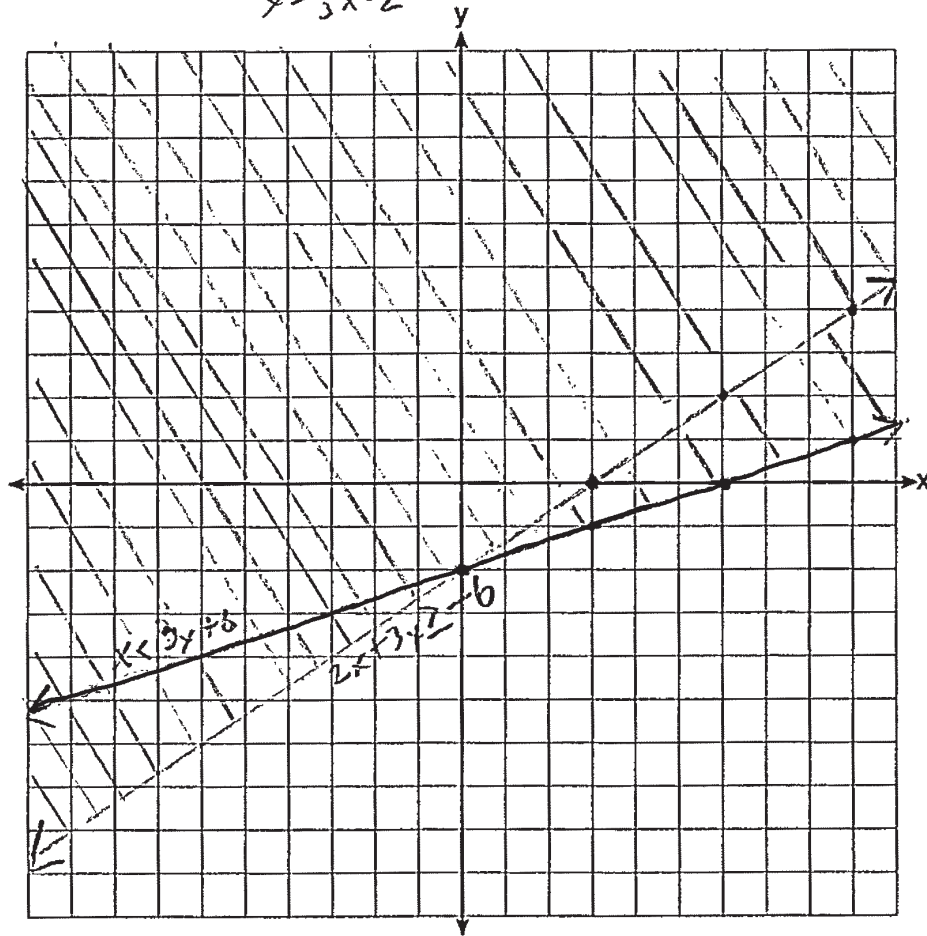
$2x + 3y \geq -6$
 $x < 3y + 6$

$-x \geq -6$
 $-3y < -x + 6$
 $x > \frac{1}{3}x - 2$

$2x \geq -3y - 6$
 $x \geq -\frac{3}{2}y - 3$

$3y \geq -2x - 6$
 $y \geq \frac{2}{3}x - 2$

Label the solution set S.



Is the point $(4, -2)$ in the solution set?

Explain your answer.

no its not in the shaded area.

Score 1: The student wrote an appropriate explanation based on their graph.

Question 35

35 Solve the following system of inequalities graphically on the set of axes below.

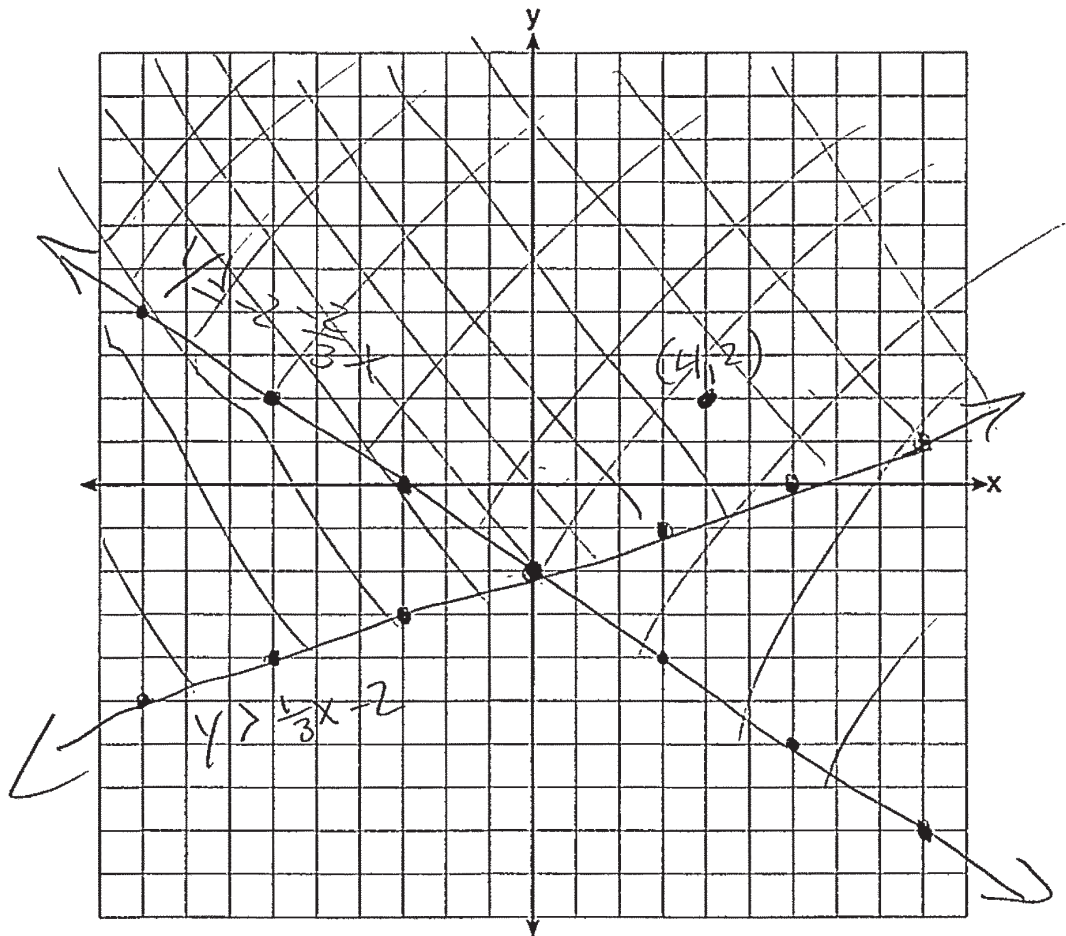
$$y > \frac{1}{3}x - 2$$

$$2x + 3y \geq -6 - 2x \quad 3y \geq -6 - 2x$$

$$\frac{-6 - 2x}{3} \leq \frac{3y}{3} \quad y \geq -2 - \frac{2}{3}x$$

Label the solution set S.

$$y \geq -2 - \frac{2}{3}x$$



Is the point $(4, -2)$ in the solution set?

Explain your answer.
 Yes because it is in the checked area

Score 1: The student graphed $2x + 3y \geq -6$ correctly.

Question 35

35 Solve the following system of inequalities graphically on the set of axes below.

$$2x + 3y \geq -6$$

$$x < 3y + 6$$

$$x < 3y + 6$$

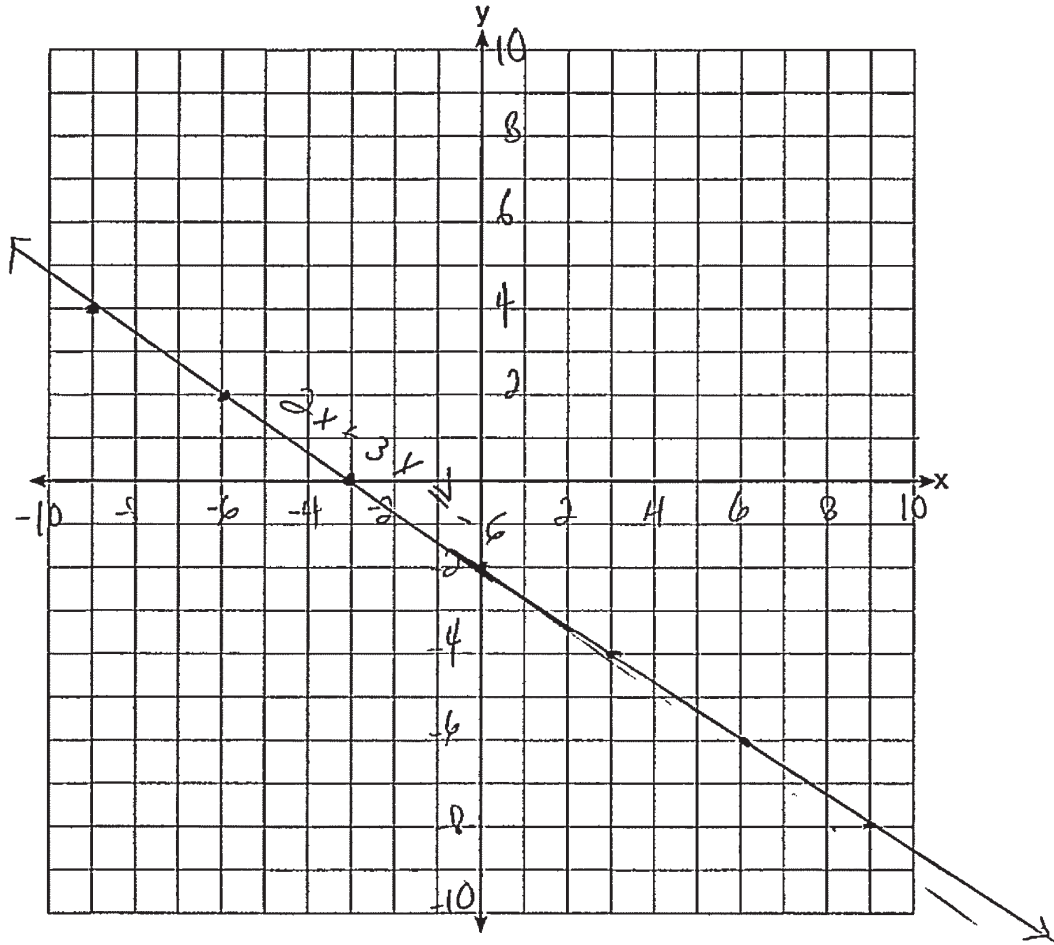
Label the solution set S.

$$\begin{array}{r} 2x + 3y \geq -6 \\ -2x \quad -2x \\ \hline \end{array}$$

$$y \geq \frac{-2x - 6}{3}$$

$$\frac{-2}{3}x - 2$$

x	y
-9	4
-6	2
-3	0
0	-2
3	-4
6	-6
9	-8



Is the point $(4, -2)$ in the solution set?

Explain your answer.

Score 0: The student did not show enough correct work to receive any credit.

Question 36

36 Suzanna collected information about a group of ponies and horses. She made a table showing the height, measured in hands (hh), and the weight, measured in pounds (lbs), of each pony and horse.

Height (hh) x	Weight (lbs) y
11	264
12	638
13	700
14	850
15	1000
16	1230
17	1495

Write the linear regression equation for this set of data. Round all values to the nearest hundredth.
 $y = ax + b$

$$y = 184.89x - 1706.07$$

State the correlation coefficient for the linear regression. Round your answer to the *nearest hundredth*.

correlation coefficient : 0.99

Explain what the correlation coefficient indicates about the linear fit of the data in the context of the problem.

As the height of the horse increases the weight of the horse increases.

Score 4: The student gave a complete and correct response.

Question 36

- 36** Suzanna collected information about a group of ponies and horses. She made a table showing the height, measured in hands (hh), and the weight, measured in pounds (lbs), of each pony and horse.

Height (hh) x	Weight (lbs) y
11	264
12	638
13	700
14	850
15	1000
16	1230
17	1495

Write the linear regression equation for this set of data. Round all values to the *nearest hundredth*.

$$y = 184.89x + -17,06.07$$

State the correlation coefficient for the linear regression. Round your answer to the *nearest hundredth*.

$$0.99$$

Explain what the correlation coefficient indicates about the linear fit of the data in the context of the problem.

the correlation coefficient indicates that it has a strong, positive correlation

Score 3: The student did not write an explanation in context.

Question 36

- 36** Suzanna collected information about a group of ponies and horses. She made a table showing the height, measured in hands (hh), and the weight, measured in pounds (lbs), of each pony and horse.

Height (hh) x	Weight (lbs) y
11	264
12	638
13	700
14	850
15	1000
16	1230
17	1495

Write the linear regression equation for this set of data. Round all values to the *nearest hundredth*.

$$y = 184.89x + -1706.07$$

State the correlation coefficient for the linear regression. Round your answer to the *nearest hundredth*.

$$.9$$

Explain what the correlation coefficient indicates about the linear fit of the data in the context of the problem.

The closer it is to 1 and -1
The closer it is to a line.

Score 2: The student only wrote a correct linear regression equation.

Question 36

- 36** Suzanna collected information about a group of ponies and horses. She made a table showing the height, measured in hands (hh), and the weight, measured in pounds (lbs), of each pony and horse.

Height (hh) x	Weight (lbs) y
11	264
12	638
13	700
14	850
15	1000
16	1230
17	1495

Write the linear regression equation for this set of data. Round all values to the *nearest hundredth*.

$$y = 184.9x - 1706.1$$

State the correlation coefficient for the linear regression. Round your answer to the *nearest hundredth*.

$$0.99$$

Explain what the correlation coefficient indicates about the linear fit of the data in the context of the problem.

It shows how much weight is left over.

Score 2: The student rounded the regression equation incorrectly and wrote an incorrect explanation.

Question 36

- 36** Suzanna collected information about a group of ponies and horses. She made a table showing the height, measured in hands (hh), and the weight, measured in pounds (lbs), of each pony and horse.

Height (hh) x	Weight (lbs) y
11	264
12	638
13	700
14	850
15	1000
16	1230
17	1495

x_1 y_1
 x_2 y_2

Write the linear regression equation for this set of data. Round all values to the *nearest hundredth*.

$$184.89 = 1706.07$$

State the correlation coefficient for the linear regression. Round your answer to the *nearest hundredth*.

$$0.985 \rightarrow .99$$

Explain what the correlation coefficient indicates about the linear fit of the data in the context of the problem.

Because it's a high positive
#

Score 1: The student stated the correlation coefficient correctly.

Question 36

- 36** Suzanna collected information about a group of ponies and horses. She made a table showing the height, measured in hands (hh), and the weight, measured in pounds (lbs), of each pony and horse.

Height (hh) x	Weight (lbs) y
11	264
12	638
13	700
14	850
15	1000
16	1230
17	1495

Write the linear regression equation for this set of data. Round all values to the *nearest hundredth*.

$$\frac{\Delta y}{\Delta x} = \frac{638 - 264}{12 - 11} = \frac{374}{1}$$

$$y = mx + b$$

$$y = 2x + 374$$

State the correlation coefficient for the linear regression. Round your answer to the *nearest hundredth*.

$$\text{coefficient} = 2$$

Explain what the correlation coefficient indicates about the linear fit of the data in the context of the problem.

This means that when you graph this, the graph will go up 2 over 1

Score 0: The student did not show enough correct work to receive any credit.

Question 37

37 Dana went shopping for plants to put in her garden. She bought three roses and two daisies for \$31.88. Later that day, she went back and bought two roses and one daisy for \$18.92.

If r represents the cost of one rose and d represents the cost of one daisy, write a system of equations that models this situation.

$$\begin{cases} 3r + 2d = 31.88 \\ 2r + d = 18.92 \end{cases}$$

Use your system of equations to algebraically determine both the cost of one rose and the cost of one daisy.

$$\begin{aligned} &\begin{cases} 3r + 2d = 31.88 \\ -2(2r + d = 18.92) \end{cases} && 2(5.96) + d = 18.92 \\ &\begin{array}{r} 3r \quad 31.88 \\ -4r \quad -37.84 \\ \hline -r = -5.96 \\ \hline r = 5.96 \\ \text{rose} \end{array} && \begin{array}{r} 11.92 + d = 18.92 \\ \hline d = 7 \\ \text{daisy} \end{array} \\ &&& \boxed{\begin{array}{l} 1 \text{ rose costs } \$5.96 \\ 1 \text{ daisy costs } \$7.00 \end{array}} \end{aligned}$$

Question 37 is continued on the next page.

Score 6: The student gave a complete and correct response.

Question 37

Question 37 continued

If Dana had waited until the plants were on sale, she would have paid \$4.50 for each rose and \$6.50 for each daisy. Determine the total amount of money she would have saved by buying all of her flowers during the sale.

$$(31.88 + 18.92) - [5(4.50) + 3(6.50)]$$

$$50.80 - [42]$$

She would have
Saved \$8.80

Question 37

37 Dana went shopping for plants to put in her garden. She bought three roses and two daisies for \$31.88. Later that day, she went back and bought two roses and one daisy for \$18.92.

If r represents the cost of one rose and d represents the cost of one daisy, write a system of equations that models this situation.

$$\begin{aligned}3r + 2d &= 31.88 \\2r + d &= 18.92\end{aligned}$$

Use your system of equations to algebraically determine both the cost of one rose and the cost of one daisy.

$$\begin{aligned}3r + 2d &= 31.88 \\2r + d &= 18.92 \rightarrow d = 18.92 - 2r \\3r + 2(18.92 - 2r) &= 31.88 \\3r + 37.84 - 4r &= 31.88 \\37.84 - r &= 31.88 \\-r &= -5.96 \\r &= 5.96\end{aligned}$$
$$\begin{aligned}d &= 18.92 - 2(5.96) \\d &= 7\end{aligned}$$

Question 37 is continued on the next page.

Score 5: The student did not state the amount of money saved.

Question 37

Question 37 continued

If Dana had waited until the plants were on sale, she would have paid \$4.50 for each rose and \$6.50 for each daisy. Determine the total amount of money she would have saved by buying all of her flowers during the sale.

$$\text{Original } 31.88 + 18.92 = 50.80$$

$$\text{Sale } 3(4.50) + 2(6.50) + 2(4.50) + 6.50 = 42$$

Question 37

37 Dana went shopping for plants to put in her garden. She bought three roses and two daisies for \$31.88. Later that day, she went back and bought two roses and one daisy for \$18.92.

If r represents the cost of one rose and d represents the cost of one daisy, write a system of equations that models this situation.

Let:
 $r = \text{cost rose}$
 $d = \text{cost of daisy}$

$$\begin{aligned} \$31.88 &= 3r + 2d \\ \$18.92 &= 2r + 1d \end{aligned}$$

Use your system of equations to algebraically determine both the cost of one rose and the cost of one daisy.

$$\begin{aligned} -2(2d + 3r &= 31.88) &\rightarrow & -4d - 6r &= -63.76 \\ +3(1d + 2r &= 18.92) &\rightarrow & 3d + 6r &= 56.76 \\ \hline & & & -d &= -7 \end{aligned}$$

$$\frac{-d}{-1} = \frac{-7}{-1} \quad d = \$7$$

$$18.92 = 2r + 1(7)$$

$$18.92 = 2r + 7$$

$$\begin{array}{r} -7 \qquad -7 \\ \hline 11.92 = 2r \\ \frac{11.92}{2} = \frac{2r}{2} \quad r = \$5.96 \end{array}$$

Question 37 is continued on the next page.

Score 4: The student did not correctly determine how much money would have been saved.

Question 37

Question 37 continued

If Dana had waited until the plants were on sale, she would have paid \$4.50 for each rose and \$6.50 for each daisy. Determine the total amount of money she would have saved by buying all of her flowers during the sale.

$$\begin{array}{r} 5.96 R \\ + 7.00 D \\ \hline 12.96 \end{array}$$
$$\begin{array}{r} 4.50 R \\ + 6.50 D \\ \hline 11.00 \end{array}$$
$$\begin{array}{r} 12.96 \\ - 11.00 \\ \hline 1.96 \end{array}$$

Dana would have saved \$1.96 if buy all her flower during the sale.

Question 37

37 Dana went shopping for plants to put in her garden. She bought three roses and two daisies for \$31.88. Later that day, she went back and bought two roses and one daisy for \$18.92.

If r represents the cost of one rose and d represents the cost of one daisy, write a system of equations that models this situation.

$$\begin{aligned} 3r + 2d &= 31.88 \\ 2r + 1d &= 18.92 \end{aligned}$$

Use your system of equations to algebraically determine both the cost of one rose and the cost of one daisy.

doesn't
add
up!

$$\begin{aligned} 3r + 2d &= 31.88 \\ -2(2r + 1d &= 18.92) \\ \hline 3r + 2d &= 31.88 \\ -4r + 2d &= -37.84 \\ \hline -4r &= -5.99 \\ \frac{-4}{-4} &= \frac{-5.99}{-4} \\ \hline r &= \$1.49 \end{aligned}$$
$$\begin{aligned} 3(1.49) + 2d &= 31.88 \\ 4.47 + 2d &= 31.88 \\ -4.47 & \quad -4.47 \\ \hline 2d &= 27.41 \\ \frac{2}{2} & \quad \frac{27.41}{2} \\ \hline d &= \$13.71 \end{aligned}$$

Question 37 is continued on the next page.

Score 4: The student solved their system of equations incorrectly.

Question 37

Question 37 continued

If Dana had waited until the plants were on sale, she would have paid \$4.50 for each rose and \$6.50 for each daisy. Determine the total amount of money she would have saved by buying all of her flowers during the sale.

$$5(4.50) + 3(6.50) = \cancel{\$42}$$

Original was \$50.80
so you saved \$8.80

Question 37

37 Dana went shopping for plants to put in her garden. She bought three roses and two daisies for \$31.88. Later that day, she went back and bought two roses and one daisy for \$18.92.

If r represents the cost of one rose and d represents the cost of one daisy, write a system of equations that models this situation.

$$\begin{aligned} 3r + 2d &= 31.88 \\ 2r + 1d &= 18.92 \end{aligned}$$

Use your system of equations to algebraically determine both the cost of one rose and the cost of one daisy.

$$\begin{aligned} 3r + 2d &= 31.88 \\ -2(2r + 1d) &= -37.84 \\ \hline -r &= 5.96 \\ r &= 5.96 \end{aligned}$$

$$\begin{aligned} 3(5.96) + 2d &= 31.88 \\ 17.88 + 2d &= 31.88 \\ -17.88 & \\ \hline 2d &= 14 \\ d &= 7 \end{aligned}$$

Question 37 is continued on the next page.

Score 3: The student only wrote a correct system of equations and the correct cost of the rose.

Question 37

Question 37 continued

If Dana had waited until the plants were on sale, she would have paid \$4.50 for each rose and \$6.50 for each daisy. Determine the total amount of money she would have saved by buying all of her flowers during the sale.

$$\begin{aligned} 3(4.50) + 2(6.50) &= 31.80 \\ 13.50 + 13.00 &= 26.50 \\ 26.50 &= 31.80 \\ 5.30 & \text{ saved} \end{aligned}$$

Question 37

37 Dana went shopping for plants to put in her garden. She bought three roses and two daisies for \$31.88. Later that day, she went back and bought two roses and one daisy for \$18.92.

If r represents the cost of one rose and d represents the cost of one daisy, write a system of equations that models this situation.

Use your system of equations to algebraically determine both the cost of one rose and the cost of one daisy.

Question 37 is continued on the next page.

Score 2: The student correctly determined how much money was saved.

Question 37

Question 37 continued

If Dana had waited until the plants were on sale, she would have paid \$4.50 for each rose and \$6.50 for each daisy. Determine the total amount of money she would have saved by buying all of her flowers during the sale.

$$\begin{array}{r} r = 5.96 \\ \text{Sale} = 4.50 \\ \hline 1.46 \end{array}$$

$$\begin{array}{r} d = 7 \\ \text{Sale} = 6.50 \\ \hline 0.50 \end{array}$$

$$5(1.46) + 3(0.50) = 8.80$$

Question 37

37 Dana went shopping for plants to put in her garden. She bought three roses and two daisies for \$31.88. Later that day, she went back and bought two roses and one daisy for \$18.92.

If r represents the cost of one rose and d represents the cost of one daisy, write a system of equations that models this situation.

$$\begin{aligned} 3x + 2y &= 31.88 \\ 2x + y &= 18.92 \end{aligned}$$

Use your system of equations to algebraically determine both the cost of one rose and the cost of one daisy.

$$\begin{array}{r} \\ \\ \\ \hline -14 = 25.92 \\ \hline -1 \\ -1 \end{array}$$

$$\begin{aligned} -2(3x + 2y &= 31.88) \\ 3(2x + y &= 18.92) \end{aligned}$$

$$\begin{aligned} -6x - 4y &= -63.76 \\ 6x + 3y &= 37.84 \end{aligned}$$

Question 37 is continued on the next page.

Score 1: The student did not use the indicated variables in their system of equations.

Question 37

Question 37 continued

If Dana had waited until the plants were on sale, she would have paid \$4.50 for each rose and \$6.50 for each daisy. Determine the total amount of money she would have saved by buying all of her flowers during the sale.

Question 37

37 Dana went shopping for plants to put in her garden. She bought three roses and two daisies for \$31.88. Later that day, she went back and bought two roses and one daisy for \$18.92.

If r represents the cost of one rose and d represents the cost of one daisy, write a system of equations that models this situation.

Use your system of equations to algebraically determine both the cost of one rose and the cost of one daisy.

Question 37 is continued on the next page.

Score 1: The student only found the amount of money saved for one day.

Question 37

Question 37 continued

If Dana had waited until the plants were on sale, she would have paid \$4.50 for each rose and \$6.50 for each daisy. Determine the total amount of money she would have saved by buying all of her flowers during the sale.

$$3r + 2d = 31.88$$

$$3(4.50) + 2(6.50) = 26.50$$

$$\begin{array}{r} 31.88 \\ - 26.50 \\ \hline \end{array}$$

\$5.38

Question 37

37 Dana went shopping for plants to put in her garden. She bought three roses and two daisies for \$31.88. Later that day, she went back and bought two roses and one daisy for \$18.92.

If r represents the cost of one rose and d represents the cost of one daisy, write a system of equations that models this situation.

$$3r + 2d = 31.88$$
$$2r + d = 18.92$$

Use your system of equations to algebraically determine both the cost of one rose and the cost of one daisy.

$$18.92$$
$$31.88$$

Question 37 is continued on the next page.

Score 0: The student did not show enough correct work to receive any credit.

Question 37

Question 37 continued

If Dana had waited until the plants were on sale, she would have paid \$4.50 for each rose and \$6.50 for each daisy. Determine the total amount of money she would have saved by buying all of her flowers during the sale.

~~17.50~~ \$3

Regents Examination in Algebra I – June 2023

Chart for Converting Total Test Raw Scores to Final Exam Scores (Scale Scores)

(Use for the June 2023 exam only.)

Raw Score	Scale Score	Performance Level	Raw Score	Scale Score	Performance Level	Raw Score	Scale Score	Performance Level
86	100	5	57	81	4	28	66	3
85	99	5	56	81	4	27	65	3
84	97	5	55	80	4	26	64	2
83	96	5	54	80	4	25	63	2
82	95	5	53	80	4	24	62	2
81	94	5	52	80	4	23	60	2
80	93	5	51	79	3	22	59	2
79	92	5	50	79	3	21	58	2
78	91	5	49	79	3	20	56	2
77	90	5	48	78	3	19	55	2
76	89	5	47	78	3	18	53	1
75	89	5	46	78	3	17	51	1
74	88	5	45	77	3	16	49	1
73	87	5	44	77	3	15	47	1
72	87	5	43	77	3	14	45	1
71	86	5	42	76	3	13	43	1
70	86	5	41	76	3	12	40	1
69	86	5	40	75	3	11	38	1
68	85	5	39	75	3	10	35	1
67	84	4	38	74	3	9	32	1
66	84	4	37	74	3	8	30	1
65	83	4	36	73	3	7	26	1
64	83	4	35	72	3	6	23	1
63	83	4	34	72	3	5	20	1
62	82	4	33	71	3	4	16	1
61	82	4	32	70	3	3	13	1
60	82	4	31	69	3	2	9	1
59	82	4	30	68	3	1	4	1
58	81	4	29	67	3	0	0	1

To determine the student’s final examination score (scale score), find the student’s total test raw score in the column labeled “Raw Score” and then locate the scale score that corresponds to that raw score. The scale score is the student’s final examination score. Enter this score in the space labeled “Scale Score” on the student’s answer sheet.

Schools are not permitted to rescore any of the open-ended questions on this exam after each question has been rated once, regardless of the final exam score. Schools are required to ensure that the raw scores have been added correctly and that the resulting scale score has been determined accurately.

Because scale scores corresponding to raw scores in the conversion chart change from one administration to another, it is crucial that for each administration the conversion chart provided for that administration be used to determine the student’s final score. The chart above is usable only for this administration of the Regents Examination in Algebra I.