

S.ID.A.4: Normal Distributions 1a

- 1 On a standardized test, Cathy had a score of 74, which was exactly 1 standard deviation below the mean. If the standard deviation for the test is 6, what is the mean score for the test?
- 1) 68
 - 2) 71
 - 3) 77
 - 4) 80

- 2 On a standardized test, a score of 82 falls exactly 1 standard deviation below the mean. If the standard deviation for the test is 4, what is the mean score for the test?
- 1) 78
 - 2) 80
 - 3) 84
 - 4) 86

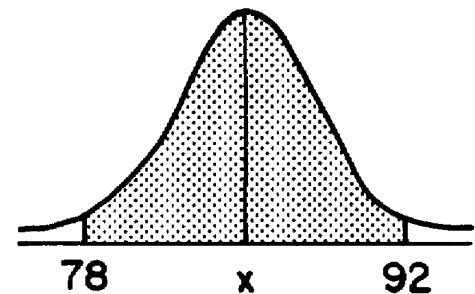
- 3 On a standardized test, Phyllis scored 84, exactly one standard deviation above the mean. If the standard deviation for the test is 6, what is the mean score for the test?
- 1) 72
 - 2) 78
 - 3) 84
 - 4) 90

- 4 On a standardized test, a score of 86 falls exactly 1.5 standard deviations below the mean. If the standard deviation for the test is 2, what is the mean score for this test?
- 1) 84
 - 2) 84.5
 - 3) 87.5
 - 4) 89

- 5 On a standardized examination, Laura received a score of 85, which was exactly 2 standard deviations above the mean. If the standard deviation for the examination is 4, what is the mean for this examination?

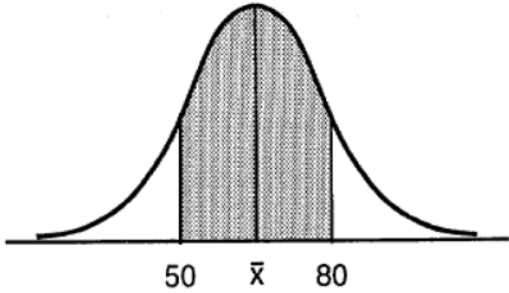
- 1) 93
- 2) 87
- 3) 83
- 4) 77

- 6 In the accompanying diagram, the shaded area represents approximately 95% of the scores on a standardized test. If these scores ranged from 78 to 92, which could be the standard deviation?



- 1) 3.5
- 2) 7.0
- 3) 14.0
- 4) 20.0

- 7 In the accompanying diagram, about 68% of the scores fall within the shaded area, which is symmetric about the mean, \bar{x} . The distribution is normal and the scores in the shaded area range from 50 to 80.



What is the standard deviation of the scores in this distribution?

- 1) $7\frac{1}{2}$
2) 15
3) 30
4) 65
- 8 The heights of the members of a high school class are normally distributed. If the mean height is 65 inches and a height of 72 inches represents the 84th percentile, what is the standard deviation for this distribution?
1) 7
2) 11
3) 12
4) 137
- 9 The heights of a group of girls are normally distributed with a mean of 66 inches. If 95% of the heights of these girls are between 63 and 69 inches, what is the standard deviation for this group?
1) 1
2) 1.5
3) 3
4) 6
- 10 In a normal distribution, $\bar{x} + 2\sigma = 80$ and $\bar{x} - 2\sigma = 40$ when \bar{x} represents the mean and σ represents the standard deviation. The standard deviation is
1) 10
2) 20
3) 30
4) 60
- 11 In a normal distribution, 68% of the scores fall between 72 and 86 and the mean is 79. What is the standard deviation?
- 12 In a certain school district, the ages of all new teachers hired during the last 5 years are normally distributed. Within this curve, 95.4% of the ages, centered about the mean, are between 24.6 and 37.4 years. Find the mean age and the standard deviation of the data.
- 13 On a test that has a normal distribution of scores, a score of 57 falls one standard deviation below the mean, and a score of 81 is two standard deviations above the mean. Determine the mean score of this test.

S.ID.A.4: Normal Distributions 1a

Answer Section

1 ANS: 4 REF: 068624siii

2 ANS: 4 REF: 089317siii

3 ANS: 2 REF: 069517siii

4 ANS: 4

If the standard deviation is 2, then 1.5 deviations equals 3 points. Since 86 is below the mean, add 3 to 86 to equal 89.

REF: 010604b

5 ANS: 4 REF: 089925siii

6 ANS: 1 REF: 069030siii

7 ANS: 2 REF: 069726siii

8 ANS: 1 REF: 080020siii

9 ANS: 2 REF: 010331siii

10 ANS: 1 REF: 018930siii

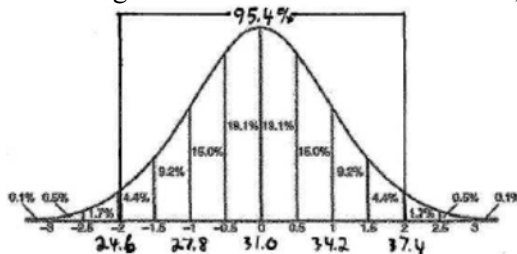
11 ANS:

7

REF: 019712siii

12 ANS:

31, 3.2. Since the group of teachers between 24.6 and 37.4 years old represents 95.4% of the population, this group is within 2 standard deviations of the mean. To find the mean, average 24.6 and 37.4, which equals 31. To find the standard deviation, find the range of the scores $37.4 - 24.6 = 12.8$, and divide 12.8 by 4 (the # of standard



deviations) which equals 3.2.

REF: 060324b

13 ANS:

$$sd = \frac{81 - 57}{3} = 8$$

$$57 + 8 = 65$$

$$81 - 2(8) = 65$$

REF: 011534a2